



CTO VELOCIDAD CV VALENCIA NASCAR FEST PRIVATE PRACTICE 1

Classification

No	Driver	Nat	Team	Car	Cl.	Time	Lap	Total	Gap	Kph
1	5 JOKIN CASTAÑO	ESP	LOAR MOTORSPORT	HONDA S2000	2	1:56.010	8	8	-	124.3
2	12 IVAN PEREZ	ESP	ZAMUDIO RACING	HONDA CIVIC EG	2	1:57.835	8	8	+1.825	122.4
3	4 DANIEL LATORRE	ESP	ESC. FORMULA 1	SEAT LEON TDI	3	2:07.850	3	6	+11.840	112.8
4	11 ALEJANDRO MESQUITA	ESP	R. C. COSTA AZAHAR	TOYOTA MR2	3	2:09.828	8	8	+13.818	111.1
5	3 JESUS LAHOZ	ESP	CL. CIR. GUADALOPE	A. R. 1750 1 st S.	CLA	2:13.496	6	8	+17.486	108.0
6	15 ESTEBAN PALACIOS	ESP	C. AUTO. MED. ALI.	HYUNDAI GETZ	1	2:13.539	5	7	+17.529	108.0
7	6 CARLOS CORTES	ESP	EFICAR TEAM	H.GETZ COPA D.	1	2:13.634	4	4	+17.624	107.9
8	1 ANDER GAMON	ESP	CL. CIR. GUADALOPE	PEUGEOT 207	2					
9	2 BERNARD GONZALEZ	ESP	FRC COMPETICION	GINETTA G55	GT4					
10	7 VICENTE VALLES	ESP	FRC COMPETICION	FORD FIESTA ST	NS					
11	8 MARIO FIGUEROA	ESP	LOAR MOTORSPORT	HONDA CIVIC	1					
12	9 JUAN CARLOS ARIAS	ESP	CI	GINETTA G50 GT4	5					
13	10 ADRIAN GARCIA	ESP	VAL. E. DE COMP.	HYUNDAI ACCENT	1					
14	13 CARLOS SANZ	ESP	AUTO. C. ZARAGOZA	H. COUPE COPA	2					
15	14 CARLOS ALBERTO	ESP	VALENCIA E. DE COMP.	C. SAXO VTS 8 V	1					

Fastest Lap: Lap 8 JOKIN CASTAÑO 1:56.010 124.3 Kph


Published at:

Track Status: **DRY**

Race Director:

Timekeeper:

Alberto Estébanez



**CTO VELOCIDAD CV
VALENCIA NASCAR FEST
PRIVATE PRACTICE 2**

Classification

No	Driver	Nat	Team	Car	Cl.	Time	Lap Total	Gap	Kph
1	9 JUAN CARLOS ARIAS	ESP	CI	GINETTA G50 GT4	5	1:50.112	6 10	-	130.9
2	2 BERNARD GONZALEZ	ESP	FRC COMPETICIÓN	GINETTA G55	GT4	1:52.746	5 8	+2.634	127.9
3	1 ANDER GAMON	ESP	CL. CIR. GUADALOPE	PEUGEOT 207	2	1:53.967	4 6	+3.855	126.5
4	12 IVAN PEREZ	ESP	ZAMUDIO RACING	HONDA CIVIC EG	2	1:56.396	7 7	+6.284	123.0
5	5 JOKIN CASTAÑO	ESP	LOAR MOTORSPORT	HONDA S2000	2	1:56.478	7 10	+6.366	123.8
6	11 ALEJANDRO MESQUITA	ESP	R. C. COSTA AZAHAR	TOYOTA MR2	3	1:57.364	10 10	+7.252	122.8
7	13 CARLOS SANZ	ESP	AUTO. C. ZARAGOZA	H. COUPE COPA	2	1:57.435	11 11	+7.323	122.8
8	8 MARIO FIGUEROA	ESP	LOAR MOTORSPORT	HONDA CIVIC	1	2:00.500	8 12	+10.388	119.7
9	4 DANIEL LATORRE	ESP	ESC. FORMULA 1	SEAT LEON TDI	3	2:08.005	3 13	+17.893	112.6
10	10 ADRIAN GARCIA	ESP	VAL. E. DE COMP.	HYUNDAI ACCENT	1	2:10.746	10 11	+20.634	110.3
11	15 ESTEBAN PALACIOS	ESP	C. AUTO. MFD. ALI.	HYUNDAI GETZ	1	2:10.830	6 7	+20.718	110.2
12	3 JESUS LAHOZ	ESP	CL. CIR. GUADALOPE	A.R. 1750 16S	NS	2:13.366	4 5	+23.254	108.1
13	6 CARLOS CORTES	ESP	EFICAR TEAM	H. GETZ COPA D.	1	2:15.819	8 12	+25.707	105.4
14	14 CARLOS ALBERTO	ESP	VALENCIA E. DE COMP.	C. SAXO VTS 8V	1	2:22.512	10 10	+32.400	101.2
15	7 VICENTE VALLES	ESP	FRC COMPETICION	FORD FIESTA ST	NS				

Fastest Lap: Lap 6 JUAN CARLOS ARIAS 1:50.112 130.9 Kph

Published at:

Track Status: **DRY**

Race Director:

Timekeeper:

Alberto Estébanez



CTO VELOCIDAD CV VALENCIA NASCAR FEST PRIVATE PRACTICE 3

Classification

No	Driver	Nat	Team	Car	Cl.	Time	Lap	Total	Gap	Kph
1	2	BERNARD GONZALEZ	ESP	FRC COMPETICION	GINETTA G55	GT4	1:49.356	9	10	- - 131.8
2	9	JUAN CARLOS ARIAS	ESP	CI	GINETTA G50 GT4	5	1:51.650	4	4	+2.294 +2.294 129.1
3	1	ANDER GAMON	ESP	CL. CIR. GUADALOPE	PEUGEOT 207	2	1:55.303	4	6	+5.947 +3.653 125.0
4	13	CARLOS SANZ	ESP	AUTO. C. ZARAGOZA	H. COUPE COPA	2	1:55.581	12	15	+6.225 +0.278 124.7
5	5	JOKIN CASTAÑO	ESP	LOAR MOTORSPORT	HONDA S2000	2	1:56.605	8	9	+7.249 +1.024 123.6
6	12	IVAN PEREZ	ESP	ZAMUDIO RACING	HONDA CIVIC EG	2	1:56.861	7	7	+7.505 +0.256 123.4
7	11	ALEJANDRO MESQUITA	ESP	R. C. COSTA AZAHAR	TOYOTA MR2	3	1:58.110	3	6	+8.754 +1.249 122.1
8	8	MARIO FIGUEROA	ESP	LOAR MOTORSPORT	HONDA CIVIC	1	2:01.780	7	13	+12.424 +3.670 118.4
9	4	DANIEL LATORRE	ESP	ESC. FORMULA 1	SEAT LEON TDI	3	2:08.047	3	5	+18.691 +6.267 112.6
10	10	ADRIAN GARCIA	ESP	VAL. E. DE COMP.	HYUNDAI ACCENT	1	2:11.148	9	9	+21.792 +3.101 109.9
11	3	JESUS LAHOZ	ESP	CL. CIR. GUADALOPE	A. R. 1750 1ºS.	CLA	2:11.864	10	10	+22.508 +0.716 109.3
12	15	ESTEBAN PALACIOS	ESP	C. AUTO. MED. ALI.	HYUNDAI GETZ	1	2:12.317	4	10	+22.961 +0.453 109.0
13	14	CARLOS ALBERTO	ESP	VALENCIA E. DE COMP.	C. SAXO VTS 8 V	1	2:19.321	12	12	+29.965 +7.004 103.5
14	6	CARLOS CORTES	ESP	EFICAR TEAM	H. GETZ COPA D.	1		2		
15	7	VICENTE VALLES	ESP	FRC COMPETICION	FORD FIESTA ST	NS				

Fastest Lap: Lap 9 BERNARD GONZALEZ 1:49.356 131.8 Kph

Published at:


Track Status: **DRY**

Race Director:



Timekeeper:

Alberto Estébanez





CTO VELOCIDAD CV VALENCIA NASCAR FEST QUALIFYING 1

Provisional Classification

No	Driver	Nat	Team	Car	Cl.	Time	Lap	Total	Gap	Kph
1	1 ANDER GAMON	ESP	CL. CIR. GUADALOPE	PEUGEOT 207	5	1:47.401	3	4	-	134.2
2	2 BERNARD GONZALEZ	ESP	FRC COMPETICION	GINETTA G55	GT4	1:48.005	6	7	+0.604	133.5
3	813 JUAN CARLOS ARIAS	ESP	CI	GINETTA G50 GT4	5	1:51.682	4	6	+4.281	129.1
4	7 VICENTE VALLÉS	ESP	FRC COMPETICION	FORD FIESTA ST	NS	1:52.621	7	8	+5.220	128.0
5	12 IVAN PEREZ	ESP	ZAMUDIO RACING	HONDA CIVIC EG	2	1:55.274	5	6	+7.873	125.1
6	11 ALEJANDRO MESQUITA	ESP	R. C. COSTA AZAHAR	TOYOTA MR2	3	1:55.351	4	5	+7.950	125.0
7	5 JOKIN CASTAÑO	ESP	LOAR MOTORSPORT	HONDA S2000	2	1:56.086	7	7	+8.685	124.2
8	13 CARLOS SANZ	ESP	AUTO. C. ZARAGOZA	H. COUPE COPA	2	1:56.265	6	7	+8.864	124.0
9	8 MARIO FIGUEROA	ESP	LOAR MOTORSPORT	HONDA CIVIC	1	2:01.254	4	5	+13.853	118.9
10	3 JESUS LAHOZ	ESP	CL. CIR. GUADALOPE	A. R. 1750 1ºS.	ZTC	2:08.731	4	5	+21.330	112.0
11	15 ESTEBAN PALACIOS	ESP	C. AUTO. MED. ALI.	HYUNDAI GETZ	1	2:09.305	4	6	+21.904	111.5
12	10 ADRIAN GARCIA	ESP	VAL. E. DE COMP.	HYUNDAI ACCENT	1	2:10.987	4	6	+23.586	110.1
13	14 CARLOS ALBERTO	ESP	VALENCIA E. DE COMP.	C. SAXO VTS 8 V	1	2:20.745	3	6	+33.344	102.4
14	6 CARLOS CORTES	ESP	EFICAR TEAM	H.GETZ COPA D.	1			1		

Fastest Lap: Lap 3 ANDER GAMON 1:47.401 134.2 Kph

Published at: 10:23

Track Status: DRY

Race Director:

Timekeeper:

Alberto Estébanez



CTO VELOCIDAD CV VALENCIA NASCAR FEST QUALIFYING 1

Provisional Classification by Class

No Driver	Nat	Team	Car	Time	Lap Total	Gap	Kph
1 8 MARIO FIGUEROA	ESP	LOAR MOTORSPORT	HONDA CIVIC	2:01.254	4 5		118.9
2 15 ESTEBAN PALACIOS	ESP	C. AUTO. MED. ALI.	HYUNDAI GETZ	2:09.305	4 6	+8.051	111.5
3 10 ADRIAN GARCIA	ESP	VAL. E. DE COMP.	HYUNDAI ACCENT	2:10.987	4 6	+9.733	110.1
4 14 CARLOS ALBERTO	ESP	VALENCIA E. DE COMP.	C. SAXO VTS 8 V	2:20.745	3 6	+19.491	102.4
5 6 CARLOS CORTES	ESP	EFICAR TEAM	H.GETZ COPA D.		1		
2							
1 12 IVAN PEREZ	ESP	ZAMUDIO RACING	HONDA CIVIC EG	1:55.274	5 6		125.1
2 5 JOKIN CASTAÑO	ESP	LOAR MOTORSPORT	HONDA S2000	1:56.086	7 7	+0.812	124.2
3 13 CARLOS SANZ	ESP	AUTO. C. ZARAGOZA	H. COUPE COPA	1:56.265	6 7	+0.991	124.0
3							
1 11 ALEJANDRO MESQUITA	ESP	R. C. COSTA AZAHAR	TOYOTA MR2	1:55.351	4 5		125.0
GT4							
1 2 BERNARD GONZALEZ	ESP	FRC COMPETICION	GINETTA G55	1:48.005	6 7		133.5
NS							
1 7 VICENTE VALLES	ESP	FRC COMPETICION	FORD FIESTA ST	1:52.621	7 8		128.0
1							
1 1 ANDER GAMON	ESP	CL. CIR. GUADALOPE	PEUGEOT 207	1:47.401	3 4		134.2
2 813 JUAN CARLOS ARIAS	ESP	CI	GINETTA G50 GT4	1:51.682	4 6	+4.281	129.1
2TC							
1 3 JESUS LAHOZ	ESP	CL. CIR. GUADALOPE	A. R. 1750 14S.	2:08.731	4 5		112.0

Published at: 10:23

Track Status: DRY

Race Director:

Timekeeper:

Alberto Estébanez



CTO VELOCIDAD CV VALENCIA NASCAR FEST QUALIFYING 2

Provisional Classification

No	Driver	Nat	Team	Car	Cl.	Time	Lap	Total	Gap	Kph	
1	2	BERNARD GONZALEZ	ESP	FRC COMPETICION	GINETTA G55	GT4	1:47.214	6	6	-	134.5
2	1	ANDER GAMON	ESP	CL. CIR. GUADALOPE	PEUGEOT 207	5	1:48.064	3	6	+0.850	133.4
3	813	JUAN CARLOS ARIAS	ESP	CI	GINETTA G50 GT4	5	1:50.475	4	6	+3.261	130.5
4	7	VICENTE VALLES	ESP	FRC COMPETICIÓN	FORD FIESTA ST	NS	1:52.801	4	5	+5.587	127.8
5	12	IVAN PEREZ	ESP	ZAMUDIO RACING	HONDA CIVIC EG	2	1:54.296	4	5	+7.082	126.1
6	5	JOKIN CASTAÑO	ESP	LOAR MOTORSPORT	HONDA S2000	2	1:56.104	2	3	+8.890	124.2
7	13	CARLOS SANZ	ESP	AUTO. C. ZARAGOZA	H. COUPE COPA	2	1:57.396	3	3	+10.182	122.8
8	11	ALEJANDRO MESQUITA	ESP	R. C. COSTA AZAHAR	TOYOTA MR2	3	1:57.898	3	3	+10.684	122.3
9	8	MARIO FIGUEROA	ESP	LOAR MOTORSPORT	HONDA CIVIC	1	1:59.663	3	5	+12.449	120.5
10	3	JESUS LAHOZ	ESP	CL. CIR. GUADALOPE	A. R 1750 1ºS.	2TC	2:07.568	4	4	+20.354	113.0
11	15	ESTEBAN PALACIOS	ESP	C. AUTO. MED. ALI.	HYUNDAI GETZ	1	2:08.166	3	4	+20.952	112.5
12	10	ADRIAN GARCIA	ESP	VAL. E. DE COMP.	HYUNDAI ACCENT	1	2:11.362	2	4	+24.148	109.8
13	14	CARLOS ALBERTO	ESP	VALENCIA E. DE COMP.	C. SAXO VTS 8 V	1	2:19.559	2	4	+32.345	103.3
14	6	CARLOS CORTES	ESP	EFICAR TEAM	H.GETZ COPA D.	1					

Fastest Lap: Lap 6 BERNARD GONZALEZ 1:47.214 134.5 Kph

CARS 10 & 11 SOME LAPTIMES DELETED DUE TO TRACK LIMITS

Published at: 10:23

Track Status: DRY

Race Director:

Timekeeper:

Alberto Estébanez



CTO VELOCIDAD CV VALENCIA NASCAR FEST QUALIFYING 2

Provisional Classification by Class

No Driver	Nat	Team	Car	Time	Lap Total	Gap	Kph
1 8 MARIO FIGUEROA	ESP	LOAR MOTORSPORT	HONDA CIVIC	1:59.663	3 5		120.5
2 15 ESTEBAN PALACIOS	ESP	C. AUTO. MED. ALI.	HYUNDAI GETZ	2:08.166	3 4	+8.503	112.5
3 10 ADRIAN GARCIA	ESP	VAL. E. DE COMP.	HYUNDAI ACCENT	2:11.362	2 4	+11.699	109.8
4 14 CARLOS ALBERTO	ESP	VALENCIA E. DE COMP.	C. SAXO VTS 8 V	2:19.559	2 4	+19.896	103.3
5 6 CARLOS CORTES	ESP	EFICAR TEAM	H.GETZ COPA D.				
2							
1 12 IVAN PEREZ	ESP	ZAMUDIO RACING	HONDA CIVIC EG	1:54.296	4 5		126.1
2 5 JOKIN CASTAÑO	ESP	LOAR MOTORSPORT	HONDA S2000	1:56.104	2 3	+1.808	124.2
3 13 CARLOS SANZ	ESP	AUTO. C. ZARAGOZA	H. COUPE COPA	1:57.396	3 3	+3.100	122.8
3							
1 11 ALEJANDRO MESQUITA	ESP	R. C. COSTA AZAHAR	TOYOTA MR2	1:57.898	3 3		122.3
GT4							
1 2 BERNARD GONZALEZ	ESP	FRC COMPETICION	GINETTA G55	1:47.214	6 6		134.5
NS							
1 7 VICENTE VALLES	ESP	FRC COMPETICION	FORD FIESTA ST	1:52.801	4 5		127.8
1							
1 1 ANDER GAMON	ESP	CL. CIR. GUADALOPE	PEUGEOT 207	1:48.064	3 6		133.4
2 813 JUAN CARLOS ARIAS	ESP	CI	GINETTA G50 GT4	1:50.475	4 6	+2.411	130.5
2TC							
1 3 JESUS LAHOZ	ESP	CL. CIR. GUADALOPE	A. R. 1750 1*5.	2:07.568	4 4		113.0

CARS 10 & 11 SOME LAPTIMES DELETED DUE TO TRACK LIMITS

Published at: 10:23


Track Status: DRY

Race Director:



Timekeeper:

Alberto Estébanez





CTO VELOCIDAD CV VALENCIA NASCAR FEST RACE 1 (12 Laps, 48,1 km.)

Provisional Classification

No	Driver	Nat	Team	Car	Cl.	Laps	Total Time	Gap	Kph	Best Lap		
										Lap	Time	Kph
1	1 ANDER GAMON	ESP	CL. CIR. GUADALOPE	PEUGEOT 207	5	12	25:26.158	-	113.4	3	1:48.782	132.5
2	13 JUAN CARLOS ARIAS	ESP	CI	GINETTA G60 GT4	5	12	25:29.871	+3.713	113.1	11	1:50.075	131.0
3	7 VICENTE VALLES	ESP	FRC COMPETICION	FORD FIESTA ST	3	12	25:45.800	+19.642	111.9	2	1:53.292	127.3
4	12 IVAN PEREZ	ESP	ZAMUDIO RACING	HONDA CIVIC EG	2	12	25:47.714	+21.556	111.8	10	1:55.441	124.9
5	13 CARLOS SANZ	ESP	AUTO. C. ZARAGOZA	H. COUPE COPA	2	12	25:54.995	+28.837	111.3	3	1:55.798	124.5
6	5 JOKIN CASTAÑO	ESP	LOAR MOTORSPORT	HONDA S2000	2	12	25:56.656	+30.498	111.1	3	1:56.054	124.2
7	8 MARIO FIGUEROA	ESP	LOAR MOTORSPORT	HONDA CIVIC	1	12	26:05.985	+39.827	110.5	10	2:00.612	119.5
8	15 ESTEBAN PALACIOS	ESP	C. AUTO. MED. ALI.	HYUNDAI GETZ	1	12	26:43.905	+1:17.747	107.9	3	2:06.794	113.7
9	10 ADRIAN GARCIA	ESP	VAL. E. DE COMP.	HYUNDAI ACCENT	1	11	26:04.556	1 Lap	101.4	10	2:11.936	109.3
10	14 CARLOS ALBERTO	ESP	VALENCIA E. DE COMP.	C. SAXO VTS 8 V	1	11	26:59.321	1 Lap	97.9	10	2:19.275	103.5
11	3 JESUS LAHOZ	ESP	CL. CIR. GUADALOPE	A. R. 1750 19S.	2TC	10	22:16.486	2 Laps	107.9	4	2:07.294	113.3
12	2 BERNARD GONZALEZ	ESP	FRC COMPETICION	GINETTA G55	5	5	9:36.178	7 Laps	125.1	3	1:47.595	134.0
13	11 ALEJANDRO MESQUITA	ESP	R. C. COSTA AZAHAR	TOYOTA MR2	3	5	10:26.751	7 Laps	115.0	2	1:55.849	124.5

Not Started

6 CARLOS CORTES ESP EFICAR TEAM H GETZ COPA D. 1

Pole Position:	ANDER GAMON	1:47.401	134.2 Kph
Fastest Lap:	Lap3 BERNARD GONZALEZ	1:47.595	134.0 Kph

CAR 5 - 5 SECOND TIME PENALTY - STARTING PROCEDURE
CAR 7 - 5 SECOND TIME PENALTY - STARTING PROCEDURE
CARS 10 & 14 - 25 SECOND TIME PENALTY - UNSERVED DRIVE THROUGH

Published at: 12:28

Track Status: DRY

Race Director:

Timekeeper:

Alberto Estébanez



CTO VELOCIDAD CV
VALENCIA NASCAR FEST
RACE 2 (12 Laps, 48.1 km.)

Final Classification

No	Driver	Nat	Team	Car	Cl.	Laps	Total Time	Gap	Kph	Best Lap		
										Lap	Time	Kph
1	1 ANDER GAMON	ESP	CL. CIR. GUADALOPE	PEUGEOT 207	5	12	22:14.010	-	129.7	3	1:49.258	132.0
2	2 BERNARD GONZALEZ	ESP	FRC COMPETICION	GINETTA G55	5	12	22:54.019	+40.009	125.9	4	1:50.046	131.0
3	7 VICENTE VALLES	ESP	FRC COMPETICION	FORD FIESTA ST	3	12	23:06.958	+52.948	124.7	3	1:54.020	126.5
4	5 JOKIN CASTAÑO	ESP	LOAR MOTORSPORT	HONDA S2000	2	12	23:47.956	+1:33.946	121.2	2	1:56.828	123.4
5	13 CARLOS SANZ	ESP	AUTO. C. ZARAGOZA	H. COUPE COPA	2	12	24:28.816	+2:14.806	117.8	3	1:56.981	123.3
6	8 MARIO FIGUEROA	ESP	LOAR MOTORSPORT	HONDA CIVIC	1	11	22:32.305	1 Lap	117.3	3	1:58.605	121.6
7	12 IVAN PEREZ	ESP	ZAMUDIO RACING	HONDA CIVIC EG	2	11	22:56.083	1 Lap	115.3	3	1:57.501	122.7
8	3 JESUS LAHOZ	ESP	CL. CIR. GUADALOPE	A. R. 1750 1ºS.	2TC	11	24:11.766	1 Lap	109.2	3	2:08.671	112.1
9	10 ADRIAN GARCIA	ESP	VAL. E. DE COMP.	HYUNDAI ACCENT	1	11	24:18.761	1 Lap	108.7	10	2:10.331	110.6
10	15 ESTEBAN PALACIOS	ESP	C. AUTO. MED. ALI.	HYUNDAI GETZ	1	10	23:01.142	2 Laps	104.4	3	2:08.595	112.1
11	813 JUAN CARLOS ARIAS	ESP	CI	GINETTA G50 GT4	5	8	16:00.403	4 Laps	120.1	4	1:50.839	130.1
12	14 CARLOS ALBERTO	ESP	VALENCIA E. DE COMP.	C. SAXO VTS 8 V	1	3	7:13.785	9 Laps	99.7	2	2:21.350	102.0
Not Started												
11	ALEJANDRO MESQUITA	ESP	R. C. COSTA AZAHAR	TOYOTA MR2	3							
6	CARLOS CORTES	ESP	EFICAR TEAM	H. GETZ COPA D.	1							

Pole Position:	BERNARD GONZALEZ	1:47.214	134.5 Kph
Fastest Lap:	Lap3 ANDER GAMON	1:49.258	132.0 Kph

CAR 13 - 5 SECOND TIME PENALTY DUE TO TRACK LIMITS

Published at: 12:00

Track Status: **DRY**

Stewards: CD-1561-CV CD-055-ESP/CV CD-360 CV	Timekeeper: Alberto Estébanez
--	---



CTO VELOCIDAD CV
VALENCIA NASCAR FEST
RACE 2 (12 Laps, 48.1 km.)

Final Classification by Class

No	Driver	Nat	Team	Car	Laps	Total Time	Gap	Kph	Best Lap		
									Lap	Time	Kph
1	8 MARIO FIGUEROA	ESP	LOAR MOTORSPORT	HONDA CIVIC	11	22:32.305		117.3	3	1:58.605	121.6
2	10 ADRIAN GARCIA	ESP	VAL. E. DE COMP.	HYUNDAI ACCENT	11	24:18.761	+1'46.456	108.7	10	2:10.331	110.6
3	15 ESTEBAN PALACIOS	ESP	C. AUTO. MED. ALI.	HYUNDAI GETZ	10	23:01.142	1 Lap	104.4	3	2:08.595	112.1
4	14 CARLOS ALBERTO	ESP	VALENCIA E. DE COMP.	C. SAXO VTS 8 V	3	7:13.785	8 Laps	99.7	2	2:21.350	102.0
Not Started											
6	CARLOS CORTES	ESP	EFICAR TEAM	H.GETZ COPA D.			11 Laps				
2	5 JOKIN CASTAÑO	ESP	LOAR MOTORSPORT	HONDA S2000	12	23:47.956		121.2	2	1:56.828	123.4
2	13 CARLOS SANZ	ESP	AUTO. C. ZARAGOZA	H. COUPE COPA	12	24:28.816	+40.860	117.8	3	1:56.981	123.3
3	12 IVAN PEREZ	ESP	ZAMUDIO RACING	HONDA CIVIC EG	11	22:56.083	1 Lap	115.3	3	1:57.501	122.7
3	7 VICENTE VALLES	ESP	FRC COMPETICION	FORD FIESTA ST	12	23:06.958		124.7	3	1:54.020	126.5
Not Started											
11	ALEJANDRO MESQUITA	ESP	R. C. COSTA AZAHAR	TOYOTA MR2			12 Laps				
1	1 ANDER GAMON	ESP	CL. CIR. GUADALOPE	PEUGEOT 207	12	22:14.010		129.7	3	1:49.258	132.0
2	2 BERNARD GONZALEZ	ESP	FRC COMPETICION	GINETTA G55	12	22:54.019	+40.009	125.9	4	1:50.046	131.0
3	813 JUAN CARLOS ARIAS	ESP	CI	GINETTA G50 GT4	8	16:00.403	4 Laps	120.1	4	1:50.839	130.1
2TC	3 JESUS LAHOZ	ESP	CL. CIR. GUADALOPE	A. R. 1750 1 ^{PS} .	11	24:11.766		109.2	3	2:08.671	112.1

CAR 13 - 5 SECOND TIME PENALTY DUE TO TRACK LIMITS

Published at: 18:00

Track Status: **DRY**

Stewards:

CD-154-CV

[Signature]

[Signature]
CD-0055-EP-CV

[Signature]
CD-0360-CV

Timekeeper:

Alberto Estébanez

[Signature]