



CAMPEONATO DE VELOCIDAD DE LA COMUNIDAD VALENCIANA

15 de JUNIO de 2024

**LIBRO DE
RESULTADOS**

Campeonato de Velocidad de la C.V.

CTO Velocidad CV
Provisional Result Entrenamientos Cronometrado 1

15 June 2024

Valencia - 4005mtr.

Pos	Nbr	Name / Entrant	Car	Cls	PlC	Fastest	In	Gap	Diff	Laps	Km/h
1	312	Pablo Hernández Zapata Federación Andaluza Automovilismo	Porsche 911 GT3	5	1	1:46.515	5			6	135.36
2	1	Ander Gamon Aguinagalde Real Automóvil Club Circuito Guadalupe	Seat Leon MK2	4	1	1:49.863	3	3.348	3.348	5	131.24
3	121	Jokin Castaño Rodrigo Real Automóvil Club Circuito Guadalupe	Honda S2000	2	1	1:53.025	5	6.510	3.162	5	127.56
4	8	Iván Segura Sábado Real Automóvil Club Circuito Guadalupe	Volkswagen Golf Gti	3	1	1:53.482	4	6.967	0.457	8	127.05
5	15	Iván Pérez Sánchez Automóvil Club Zaragoza	Honda Civic EG	2	2	1:53.596	4	7.081	0.114	5	126.92
6	88	Luis Lopez Anos Real Automóvil Club Circuito Guadalupe	Porsche 968 CS	5	2	1:53.763	5	7.248	0.167	8	126.74
7	5	Joaquín Rodrigo Pérez Automóvil Club Zaragoza	Renault Clio Cilup IV	3	2	1:53.987	3	7.472	0.224	4	126.49
8	58	Héctor Palacios Vázquez A.C. Alicante	Mazda MX5	2	3	1:54.486	5	7.971	0.499	8	125.94
9	11	Alejandro Mesquita de Queiros Real Automóvil Club Circuito Guadalupe	Toyota MR-2	3	3	1:54.918	3	8.403	0.432	4	125.46
10	9	Jose Luis Albors Aleixandre Balbor Motorsport.c.a.	Renault Clio Cup IV	3	4	1:54.997	6	8.482	0.079	8	125.38
11	4	Francho Echegoyen Cortés Automóvil Club Zaragoza	Hyundai Coupé	2	4	1:57.212	7	10.697	2.215	7	123.01
12	16	Guillem Cabrera Mprntoliu Rallye Club Costa Azahar	Renault Megane	2	5	2:00.594	6	14.079	3.382	7	119.56
13	10	Jaime Cela Talavera Escudería Rasante Sport	Citroen Saxo 1.6	1	1	2:04.030	5	17.515	3.436	5	116.25
14	13	Roberto Felix Moreno Cortés Eficar Team	Hyundai Getz Copa Diesel	1	2	2:05.932	4	19.417	1.902	7	114.49
15	69	Salvador Sánchez Beltrán Automovil Club Vec	Citroen Saxo	1	3	2:06.221	3	19.706	0.289	6	114.23
16	25	Carlos Cortés Rubio Eficar Team	Hyundai Getz Copa Diesel	1	4	2:06.334	2	19.819	0.113	7	114.13
17	14	Jose Garcia Ramos Automóvil Club Vec	Hyundai Accent GT	1	5	2:07.146	3	20.631	0.812	6	113.40
18	20	Jesús Lahoz Martín Rallye Club Costa Azahar	Alfa Romeo GTV 1750 I	2	6	2:07.988	6	21.473	0.842	6	112.65
19	2	Fátima Farrona Vivas Automovil Club Vec	Renault Clio Sport	2	7	2:09.113	4	22.598	1.125	6	111.67
20	21	Ricardo Millan Pedret Motor Classic Sabadell	Mazda MX5	2	8	2:09.517	4	23.002	0.404	7	111.32
21	6	Sylvain Xavier Soler Real Automóvil Club Circuito Guadalupe	Citroën Saxo 8v	1	6	2:09.517	4	23.002	0.000	4	111.32
22	22	Guillermo Ibañez Barreiro Real Automóvil Club Circuito Guadalupe	Citroen Saxo	1	7	2:10.209	3	23.694	0.692	4	110.73
23	18	Carlos Arco Ramírez Real Automóvil Club Circuito Guadalupe	Citroën Saxo 8v	1	8	2:10.662	2	24.147	0.453	4	110.35
24	37	Víctor Cantín Pinilla Real Automóvil Club Circuito Guadalupe	Citroen Saxo 8v	1	9	2:13.268	3	26.753	2.606	4	108.19
25	51	Adrián Josa Zaurín Federación Aragonesa Automovilismo	BMW E36 320i	2	9	2:14.660	3	28.145	1.392	3	107.07
26	17	Carlos Alberto Acosta R. Automovil Club Vec	Citroen Saxo 8v	1	10	2:16.185	3	29.670	1.525	3	105.87

Not Started

DNS	7	Camilo Sebastián Sancho Automovil Club Vec	AUTHI MINI	1							
DNS	19	Juan Domínguez Roca Automovil Club Vec	Citroen Saxo 8v	1							

Laptimes disallow ed due to track limits: #13 (L6), #14 (L5)

Fastest time : 1:46.515 in lap 5 by nbr. 312: Pablo Hernández Zapata(Pablo Hernández Zapata) (Porsche)		Publication-time	
Results: www.getraceresults.com		Timekeeping by : Circuit Ricardo Tormo	
Director de Carrera Ignacio Mulet (DC -3535-ESP/CV)		Rafael Sanmartín (JOB-0517-ESP/CV) Cronometraje	
Page 1 of 1	Results remain provisional pending technical examination and decisions from the stewards of the meeting		

Campeonato de Velocidad de la C.V.

CTO Velocidad CV

Laps and Sector Times - Entrenamientos Cronometrado

Valencia - 4005mtr.

1							Ander Gamon Aguinagalde							Seat Leon MK2						
lap	Sect-1	Sect-2	Sect-3	Sect-4	TopSpeed	laptime	pit	lap	Sect-1	Sect-2	Sect-3	Sect-4	Topspeed	laptime	pit					
1	Pit Out	31.795	27.878	32.007		2:04.002		4	26.035	29.712	26.234	33.357	192.9	1:55.338						
2	25.999	30.224	26.043	31.439	190.6	1:53.705		5	25.685	28.996	26.302	Pit In	189.5	2:04.370						
3	25.088	28.674	25.656	30.445	190.6	1:49.863		6												

2							Fátima Farrona Vivas							Renault Clio Sport						
lap	Sect-1	Sect-2	Sect-3	Sect-4	TopSpeed	laptime	pit	lap	Sect-1	Sect-2	Sect-3	Sect-4	Topspeed	laptime	pit					
1	Pit Out	35.885	30.377	38.139		2:16.093		4	30.636	33.379	29.188	35.910	148.6	2:09.113						
2	33.948	34.341	30.560	37.373	144.6	2:16.222		5	29.765	34.417	31.020	36.822	157.3	2:12.024						
3	31.333	33.670	29.752	35.939	147.9	2:10.694		6	30.378	38.827	36.669	Pit In	153.9	2:42.769						

4							Francho Echegoyen Cortés							Hyundai Coupé						
lap	Sect-1	Sect-2	Sect-3	Sect-4	TopSpeed	laptime	pit	lap	Sect-1	Sect-2	Sect-3	Sect-4	Topspeed	laptime	pit					
1	Pit Out	37.240	31.452	37.007		2:17.328		5	27.435	31.487	27.597	34.033	168.8	2:00.552						
2	29.561	33.430	29.033	34.724	165.7	2:06.748		6	27.221	31.190	26.734	32.997	168.3	1:58.142						
3	28.490	32.823	28.414	34.253	169.6	2:03.980		7	26.791	30.841	26.888	32.692	168.3	1:57.212						
4	27.454	31.582	27.405	33.478	168.8	1:59.919		8												

5							Joaquín Rodrigo Pérez							Renault Clio Cup IV						
lap	Sect-1	Sect-2	Sect-3	Sect-4	TopSpeed	laptime	pit	lap	Sect-1	Sect-2	Sect-3	Sect-4	Topspeed	laptime	pit					
1	Pit Out	34.594	27.977	32.684		2:06.133		3	26.600	29.687	26.012	31.688	174.2	1:53.987						
2	27.226	30.680	26.347	32.540	172.8	1:56.793		4	32.482	42.890	35.995	Pit In	147.3	2:43.577						

6							Sylvain Xavier Soler							Citroën Saxo 8v						
lap	Sect-1	Sect-2	Sect-3	Sect-4	TopSpeed	laptime	pit	lap	Sect-1	Sect-2	Sect-3	Sect-4	Topspeed	laptime	pit					
1	Pit Out	39.127	33.856	41.350		2:26.114		3	29.895	34.597	29.546	36.136		2:10.174						
2	29.941	34.450	30.399	36.060		2:10.850		4	30.406	34.032	29.461	35.618		2:09.517						

8							Iván Segura Sábado							Volkswagen Golf Gti						
lap	Sect-1	Sect-2	Sect-3	Sect-4	TopSpeed	laptime	pit	lap	Sect-1	Sect-2	Sect-3	Sect-4	Topspeed	laptime	pit					
1	Pit Out	41.311	29.456	32.591		2:20.898		5	26.026	29.963	26.457	31.179	181.0	1:53.625						
2	26.409	30.386	26.976	31.527	183.1	1:55.298		6	26.212	30.551	25.933	31.423	181.5	1:54.119						
3	26.543	29.923	26.377	31.245	182.0	1:54.088		7	27.012	33.600	27.722	37.023	183.1	2:05.357						
4	26.183	29.883	25.996	31.420	182.0	1:53.482		8	31.980	44.389	35.808	Pit In	178.0	2:48.002						

9							Jose Luis Albors Aleixandre							Renault Clio Cup IV						
lap	Sect-1	Sect-2	Sect-3	Sect-4	TopSpeed	laptime	pit	lap	Sect-1	Sect-2	Sect-3	Sect-4	Topspeed	laptime	pit					
1	Pit Out	38.527	28.415	33.416		2:12.185		5	26.671	30.469	26.344	31.953	175.6	1:55.437						
2	27.166	30.407	29.156	32.942	176.1	1:59.671		6	26.680	30.334	26.291	31.692	175.1	1:54.997						
3	26.798	30.294	26.361	31.746	177.0	1:55.199		7	29.094	36.919	29.869	32.693	175.6	2:08.575						
4	27.121	30.674	26.408	31.925	175.6	1:56.128		8	26.442	31.075	27.793	Pit In	174.7	2:08.733						

10							Jaime Cela Talavera							Citroen Saxo 1.6						
lap	Sect-1	Sect-2	Sect-3	Sect-4	TopSpeed	laptime	pit	lap	Sect-1	Sect-2	Sect-3	Sect-4	Topspeed	laptime	pit					
1	Pit Out	34.404	29.798	39.217		2:15.517		4	30.213	32.512	28.097	34.655	153.9	2:05.477						
2	30.511	32.982	28.638	35.357	157.7	2:07.488		5	29.359	32.475	27.807	34.389		2:04.030						
3	30.160	32.186	28.062	35.006	151.8	2:05.414		6												

11							Alejandro Mesquita de Queiros							Toyota MR-2						
lap	Sect-1	Sect-2	Sect-3	Sect-4	TopSpeed	laptime	pit	lap	Sect-1	Sect-2	Sect-3	Sect-4	Topspeed	laptime	pit					
1	Pit Out	35.480	28.946	34.382		2:09.706		3	26.212	30.829	26.047	31.830	194.6	1:54.918						
2	28.109	30.496	26.392	32.047	172.3	1:57.044		4	29.302	34.972	29.866	Pit In	167.9	2:19.569						

Campeonato de Velocidad de la C.V.

CTO Velocidad CV

Laps and Sector Times - Entrenamientos Cronometrado

Valencia - 4005mtr.

13 Roberto Felix Moreno Cortés					Hyundai Getz Copa Diesel										
lap	Sect-1	Sect-2	Sect-3	Sect-4	TopSpeed	laptime	pit	lap	Sect-1	Sect-2	Sect-3	Sect-4	Topspeed	laptime	pit
1	Pit Out	44.079	38.092	37.824		2:37.146		5	35.547	44.594	42.047	40.334	151.4	2:42.522	
2	29.777	33.760	28.819	35.406	147.9	2:07.762		6	29.530	33.701	29.618	35.706	149.7	2:08.555	D
3	29.319	33.001	28.956	35.934	149.3	2:07.210		7	29.326	<u>32.939</u>	29.182	Pit In	149.0	2:18.222	
4	<u>29.080</u>	32.942	<u>28.602</u>	<u>35.308</u>	149.0	<u>2:05.932</u>		8							

14 Jose Garcia Ramos					Hyundai Accent GT										
lap	Sect-1	Sect-2	Sect-3	Sect-4	TopSpeed	laptime	pit	lap	Sect-1	Sect-2	Sect-3	Sect-4	Topspeed	laptime	pit
1	Pit Out	34.723	29.195	35.900		2:16.287		4	30.320	35.664	29.492	36.320	152.8	2:11.796	
2	29.906	<u>33.332</u>	29.239	35.938	151.4	2:08.415		5	32.102	40.237	35.641	40.881	152.1	2:28.861	D
3	29.651	33.373	<u>28.871</u>	<u>35.251</u>	150.3	<u>2:07.146</u>		6	<u>29.548</u>	33.883	33.586	Pit In	150.3	<u>2:33.341</u>	

15 Iván Pérez Sánchez					Honda Civic EG										
lap	Sect-1	Sect-2	Sect-3	Sect-4	TopSpeed	laptime	pit	lap	Sect-1	Sect-2	Sect-3	Sect-4	Topspeed	laptime	pit
1	Pit Out	35.332	31.428	34.460		2:12.366		4	<u>26.325</u>	<u>29.550</u>	<u>25.871</u>	<u>31.850</u>	175.1	<u>1:53.596</u>	
2	33.638	31.874	27.086	33.664	139.7	2:06.262		5	27.153	30.052	25.990	Pit In	174.7	2:14.280	
3	26.709	30.921	26.473	33.364	174.2	1:57.467		6							

16 Guillem Cabrera Mpontoliu					Renault Megane										
lap	Sect-1	Sect-2	Sect-3	Sect-4	TopSpeed	laptime	pit	lap	Sect-1	Sect-2	Sect-3	Sect-4	Topspeed	laptime	pit
1	Pit Out	35.060	32.627	37.065		2:14.056		5	28.158	<u>31.705</u>	<u>27.764</u>	34.940	166.6	2:02.567	
2	31.493	37.076	28.826	34.471	165.7	2:11.866		6	<u>27.475</u>	31.861	27.834	<u>33.424</u>	<u>168.8</u>	<u>2:00.594</u>	
3	27.844	32.260	28.498	34.053	165.7	2:02.655		7	33.338	40.618	34.765	Pit In	139.4	2:49.250	
4	29.123	31.942	28.169	33.730	167.4	2:02.964		8							

17 Carlos Alberto Acosta R.					Citroen Saxo 8v										
lap	Sect-1	Sect-2	Sect-3	Sect-4	TopSpeed	laptime	pit	lap	Sect-1	Sect-2	Sect-3	Sect-4	Topspeed	laptime	pit
1	Pit Out	39.365	33.599	40.076		2:31.833		3	<u>32.294</u>	<u>35.636</u>	<u>30.556</u>	<u>37.699</u>	142.1	<u>2:16.185</u>	
2	32.495	35.911	30.687	38.898	143.4	2:17.991		4							

18 Carlos Arco Ramirez					Citroën Saxo 8v										
lap	Sect-1	Sect-2	Sect-3	Sect-4	TopSpeed	laptime	pit	lap	Sect-1	Sect-2	Sect-3	Sect-4	Topspeed	laptime	pit
1	Pit Out	34.944	30.906	38.712		2:12.821		3	30.750	34.458	<u>29.852</u>	37.773	147.9	2:12.833	
2	<u>30.058</u>	34.132	30.087	36.385	148.3	<u>2:10.662</u>		4	30.317	<u>34.102</u>	30.536	37.096	147.3	2:12.051	

20 Jesús Lahoz Martín					Alfa Romeo GTV 1750 I										
lap	Sect-1	Sect-2	Sect-3	Sect-4	TopSpeed	laptime	pit	lap	Sect-1	Sect-2	Sect-3	Sect-4	Topspeed	laptime	pit
1	Pit Out	39.766	37.772	39.579		2:31.101		4	30.456	35.370	29.199	36.649	155.0	2:11.674	
2	31.068	36.064	29.796	36.888	151.8	2:13.816		5	30.041	<u>33.486</u>	<u>28.884</u>	35.719	<u>156.1</u>	2:08.130	
3	30.864	34.909	29.772	36.450	153.6	2:11.995		6	<u>29.694</u>	33.820	28.994	<u>35.480</u>	155.8	<u>2:07.988</u>	

21 Ricardo Millan Pedret					Mazda MX5										
lap	Sect-1	Sect-2	Sect-3	Sect-4	TopSpeed	laptime	pit	lap	Sect-1	Sect-2	Sect-3	Sect-4	Topspeed	laptime	pit
1	Pit Out	38.421	31.115	38.126		2:18.338		5	<u>30.557</u>	33.649	30.083	<u>35.956</u>	155.0	2:10.245	
2	31.407	34.382	29.247	36.707	150.0	2:11.743		6	31.244	33.830	29.160	36.277	155.4	2:10.511	
3	31.050	33.755	29.390	36.677	153.9	2:10.872		7	32.374	37.466	31.069	Pit In	<u>159.2</u>	2:36.564	
4	30.832	<u>33.497</u>	<u>29.059</u>	<u>36.129</u>	151.8	<u>2:09.517</u>		8							

22 Guillermo Ibañez Barreiro					Citroen Saxo										
lap	Sect-1	Sect-2	Sect-3	Sect-4	TopSpeed	laptime	pit	lap	Sect-1	Sect-2	Sect-3	Sect-4	Topspeed	laptime	pit
1	Pit Out	49.595	34.899	44.201		2:44.772		3	<u>29.927</u>	<u>34.103</u>	29.985	<u>36.194</u>	<u>148.3</u>	<u>2:10.209</u>	
2	41.234	37.959	31.904	36.251	92.7	2:27.348		4	30.031	34.882	<u>29.637</u>	Pit In	146.6	2:19.841	

Campeonato de Velocidad de la C.V.

CTO Velocidad CV

Laps and Sector Times - Entrenamientos Cronometrado

Valencia - 4005mtr.

25 Carlos Cortés Rubio					Hyundai Getz Copa Diesel										
lap	Sect-1	Sect-2	Sect-3	Sect-4	TopSpeed	laptime	pit	lap	Sect-1	Sect-2	Sect-3	Sect-4	Topspeed	laptime	pit
1	Pit Out	44.790	37.503	38.741		2:36.802		5	29.649	39.627	38.824	36.839	150.7	2:24.939	
2	29.697	<u>32.732</u>	28.755	35.150	150.7	<u>2:06.334</u>		6	29.556	32.992	28.867	35.537	147.6	2:06.952	
3	<u>29.262</u>	32.927	28.872	36.488	<u>152.8</u>	2:07.549		7	34.202	38.656	37.653	Pit In	150.7	2:41.336	
4	29.465	32.979	<u>28.549</u>	<u>35.727</u>	149.0	2:06.720		8							

37 Víctor Cantín Pinilla					Citroen Saxo 8v										
lap	Sect-1	Sect-2	Sect-3	Sect-4	TopSpeed	laptime	pit	lap	Sect-1	Sect-2	Sect-3	Sect-4	Topspeed	laptime	pit
1	Pit Out	35.405	30.428	37.519		2:11.579		3	<u>30.400</u>	<u>35.075</u>	30.617	<u>37.176</u>	146.9	<u>2:13.268</u>	
2	30.704	35.244	<u>30.329</u>	<u>37.189</u>	<u>148.3</u>	2:13.466		4	30.643	35.823	46.512	38.536	145.3	2:31.514	

51 Adrián Josa Zaurín					BMW E36 3201										
lap	Sect-1	Sect-2	Sect-3	Sect-4	TopSpeed	laptime	pit	lap	Sect-1	Sect-2	Sect-3	Sect-4	Topspeed	laptime	pit
1	Pit Out	46.485	38.084	Pit In		2:55.435		3	<u>31.749</u>	<u>35.173</u>	<u>30.359</u>	<u>37.379</u>	143.4	<u>2:14.660</u>	
2	Pit Out	40.875	36.167	39.789		4:17.846		4							

58 Héctor Palacios Vázquez					Mazda MX5										
lap	Sect-1	Sect-2	Sect-3	Sect-4	TopSpeed	laptime	pit	lap	Sect-1	Sect-2	Sect-3	Sect-4	Topspeed	laptime	pit
1	Pit Out	38.270	33.940	39.684		2:22.862		5	<u>26.603</u>	30.222	<u>26.265</u>	<u>31.396</u>	174.7	<u>1:54.486</u>	
2	29.053	32.642	27.291	32.240	171.4	2:01.226		6	26.953	36.885	33.062	36.298	<u>176.6</u>	2:13.198	
3	27.225	30.502	26.755	32.391	<u>176.6</u>	1:56.873		7	27.849	30.337	26.719	31.597	172.3	1:56.502	
4	26.956	<u>30.085</u>	26.281	31.992	175.6	1:55.314		8	26.643	30.115	26.540	31.928	172.8	1:55.226	

69 Salvador Sánchez Beltrán					Citroen Saxo										
lap	Sect-1	Sect-2	Sect-3	Sect-4	TopSpeed	laptime	pit	lap	Sect-1	Sect-2	Sect-3	Sect-4	Topspeed	laptime	pit
1	Pit Out	34.348	29.316	35.602		2:13.448		4	30.185	35.299	29.036	35.417	<u>161.6</u>	2:09.937	
2	29.775	33.769	29.425	35.984	159.2	2:08.953		5	29.792	<u>32.992</u>	29.209	35.291	157.3	2:07.284	
3	<u>29.332</u>	33.118	<u>28.883</u>	<u>34.888</u>	158.8	<u>2:06.221</u>		6	29.419	33.038	29.073	34.921	156.9	2:06.451	

88 Luis Lopez Anos					Porsche 968 CS										
lap	Sect-1	Sect-2	Sect-3	Sect-4	TopSpeed	laptime	pit	lap	Sect-1	Sect-2	Sect-3	Sect-4	Topspeed	laptime	pit
1	Pit Out	34.001	30.338	35.936		2:09.117		5	26.319	<u>29.423</u>	26.758	31.263	191.2	<u>1:53.763</u>	
2	27.721	31.973	27.301	32.660	189.5	1:59.655		6	27.019	30.551	<u>26.688</u>	<u>31.242</u>	192.3	1:55.500	
3	26.532	30.264	27.047	31.968	188.9	1:55.811		7	27.503	31.998	30.225	32.000	<u>197.6</u>	2:01.726	
4	26.413	30.925	26.910	31.296	194.6	1:55.544		8	<u>26.137</u>	30.387	26.912	Pit In	191.2	2:16.804	

121 Jokin Castaño Rodrigo					Honda S2000										
lap	Sect-1	Sect-2	Sect-3	Sect-4	TopSpeed	laptime	pit	lap	Sect-1	Sect-2	Sect-3	Sect-4	Topspeed	laptime	pit
1	Pit Out	34.681	31.582	35.208		2:16.694		4	32.454	41.908	35.071	36.010	<u>171.9</u>	2:25.443	
2	28.342	31.034	26.979	33.112	169.6	1:59.467		5	<u>26.593</u>	<u>29.160</u>	<u>26.098</u>	<u>31.174</u>	170.5	<u>1:53.025</u>	
3	27.172	29.640	26.586	31.608	170.5	1:55.006		6							

312 Pablo Hernández Zapata					Porsche 911 GT3										
lap	Sect-1	Sect-2	Sect-3	Sect-4	TopSpeed	laptime	pit	lap	Sect-1	Sect-2	Sect-3	Sect-4	Topspeed	laptime	pit
1	32.641	32.026	28.368	31.428		2:04.463		4	24.909	28.354	24.999	<u>29.298</u>		1:47.560	
2	24.873	28.897	25.715	29.801		1:49.286		5	<u>24.635</u>	<u>27.660</u>	<u>24.810</u>	29.410		<u>1:46.515</u>	
3	24.792	28.950	25.174	30.573		1:49.489		6	31.581	38.883	30.777	Pit In		2:29.511	

Campeonato de Velocidad de la C.V.

CTO Velocidad CV

Laptimes - Entrenamientos Cronometrado 1

15 June 2024

Valencia - 4005mtr.

Nbr	Name	Laps	lap	Lap ..1	Lap ..2	Lap ..3	Lap ..4	Lap ..5	Lap ..6	Lap ..7	Lap ..8	Lap ..9	Lap ..0
9	Jose Luis Albors Aleixandre	8	1 - 10	2:12.185	1:59.671	1:55.199	1:56.128	1:55.437	1:54.997	2:08.575	2:08.733		
58	Héctor Palacios Vázquez	8	1 - 10	2:22.862	2:01.226	1:56.873	1:55.314	1:54.486	2:13.198	1:56.502	1:55.226		
88	Luis Lopez Anos	8	1 - 10	2:09.117	1:59.655	1:55.811	1:55.544	1:53.763	1:55.500	2:01.726	2:16.804		
8	Iván Segura Sábado	8	1 - 10	2:20.898	1:55.298	1:54.088	1:53.482	1:53.625	1:54.119	2:05.357	2:48.002		
4	Francho Echegoyen Cortés	7	1 - 10	2:17.328	2:06.748	2:03.980	1:59.919	2:00.552	1:58.142	1:57.212			
21	Ricardo Millan Pedret	7	1 - 10	2:18.338	2:11.743	2:10.872	2:09.517	2:10.245	2:10.511	2:36.564			
13	Roberto Felix Moreno Cortés	7	1 - 10	2:37.146	2:07.762	2:07.210	2:05.932	2:42.522	2:08.555	2:18.222			
25	Carlos Cortés Rubio	7	1 - 10	2:36.802	2:06.334	2:07.549	2:06.720	2:24.939	2:06.952	2:41.336			
16	Guillem Cabrera Mptoliu	7	1 - 10	2:14.056	2:11.866	2:02.655	2:02.964	2:02.567	2:00.594	2:49.250			
312	Pablo Hernández Zapata	6	1 - 10	2:04.463	1:49.286	1:49.489	1:47.560	1:46.515	2:29.511				
69	Salvador Sánchez Beltrán	6	1 - 10	2:13.448	2:08.953	2:06.221	2:09.937	2:07.284	2:06.451				
20	Jesús Lahoz Martín	6	1 - 10	2:31.101	2:13.816	2:11.995	2:11.674	2:08.130	2:07.988				
2	Fátima Farrona Vivas	6	1 - 10	2:16.093	2:16.222	2:10.694	2:09.113	2:12.024	2:42.769				
14	Jose Garcia Ramos	6	1 - 10	2:16.287	2:08.415	2:07.146	2:11.796	2:28.864	2:33.341				
1	Ander Gamon Aguinagalde	5	1 - 10	2:04.002	1:53.705	1:49.863	1:55.338	2:04.370					
121	Jokin Castaño Rodrigo	5	1 - 10	2:16.694	1:59.467	1:55.006	2:25.443	1:53.025					
15	Iván Pérez Sánchez	5	1 - 10	2:12.366	2:06.262	1:57.467	1:53.596	2:14.280					
10	Jaime Cela Talavera	5	1 - 10	2:15.517	2:07.488	2:05.414	2:05.477	2:04.030					
5	Joaquín Rodrigo Pérez	4	1 - 10	2:06.133	1:56.793	1:53.987	2:43.577						
11	Alejandro Mesquita de Queiros	4	1 - 10	2:09.706	1:57.044	1:54.918	2:19.569						
6	Sylvain Xavier Soler	4	1 - 10	2:26.114	2:10.850	2:10.174	2:09.517						
22	Guillermo Ibañez Barreiro	4	1 - 10	2:44.772	2:27.348	2:10.209	2:19.841						
18	Carlos Arco Ramírez	4	1 - 10	2:12.821	2:10.662	2:12.833	2:12.051						
37	Víctor Cantín Pinilla	4	1 - 10	2:11.579	2:13.466	2:13.268	2:31.514						
17	Carlos Alberto Acosta R.	3	1 - 10	2:31.833	2:17.991	2:16.185							
51	Adrián Josa Zaurín	3	1 - 10	2:55.435	4:17.846	2:14.660							

Campeonato de Velocidad de la C.V.

CTO Velocidad CV

Result per Class Entrenamientos Cronometrado 1

15 June 2024

Valencia - 4005mtr.

Clase 1: Turismos hasta 1600 cc

Pos	Nbr	Name / Entrant	Car	Fastest	In	Gap	Diff	Laps	Km/h
1	10	Jaime Cela Talavera Escuderia Rasante Sport	Citroen Saxo 1.6	2:04.030	5			5	116.25
2	13	Roberto Felix Moreno Cortés Eficar Team	Hyundai Getz Copa Diesel	2:05.932	4	1.902	1.902	7	114.49
3	69	Salvador Sánchez Beltrán Automovil Club Vec	Citroen Saxo	2:06.221	3	2.191	0.289	6	114.23
4	25	Carlos Cortés Rubio Eficar Team	Hyundai Getz Copa Diesel	2:06.334	2	2.304	0.113	7	114.13
5	14	Jose García Ramos Automóvil Club Vec	Hyundai Accent GT	2:07.146	3	3.116	0.812	6	113.40
6	6	Sylvain Xavier Soler Real Automóvil Club Circuito Guadalupe	Citroën Saxo 8v	2:09.517	4	5.487	2.371	4	111.32
7	22	Guillermo Ibañez Barreiro Real Automóvil Club Circuito Guadalupe	Citroen Saxo	2:10.209	3	6.179	0.692	4	110.73
8	18	Carlos Arco Ramírez Real Automóvil Club Circuito Guadalupe	Citroën Saxo 8v	2:10.662	2	6.632	0.453	4	110.35
9	37	Victor Cantín Pinilla Real Automóvil Club Circuito Guadalupe	Citroen Saxo 8v	2:13.268	3	9.238	2.606	4	108.19
10	17	Carlos Alberto Acosta R. Automovil Club Vec	Citroen Saxo 8v	2:16.185	3	12.155	2.917	3	105.87
Not Started									
DNS	7	Camilo Sebastián Sancho Automovil Club Vec	AUTHI MINI						
DNS	19	Juan Domínguez Roca Automovil Club Vec	Citroen Saxo 8v						

Clase 2: Turismos de más de 1600 cc hasta 2000 cc


Pos	Nbr	Name / Entrant	Car	Fastest	In	Gap	Diff	Laps	Km/h
1	121	Jokin Castaño Rodrigo Real Automóvil Club Circuito Guadalupe	Honda S2000	1:53.025	5			5	127.56
2	15	Iván Pérez Sánchez Automóvil Club Zaragoza	Honda Civic EG	1:53.596	4	0.571	0.571	5	126.92
3	58	Héctor Palacios Vázquez A.C. Alicante	Mazda MX5	1:54.486	5	1.461	0.890	8	125.94
4	4	Francho Edehoyen Cortés Automóvil Club Zaragoza	Hyundai Coupé	1:57.212	7	4.187	2.726	7	123.01
5	16	Guillem Cabrera Mpnoliu Rallye Club Costa Azahar	Renault Megane	2:00.594	6	7.569	3.382	7	119.56
6	20	Jesús Lahoz Martín Rallye Club Costa Azahar	Alfa Romeo GTV 1750 I	2:07.988	6	14.963	7.394	6	112.65
7	2	Fátima Farrona Vivas Automovil Club Vec	Renault Clio Sport	2:09.113	4	16.088	1.125	6	111.67
8	21	Ricardo Millan Pedret Motor Classic Sabadell	Mazda MX5	2:09.517	4	16.492	0.404	7	111.32
9	51	Adrián Josa Zaurín Federación Aragonesa Automovilismo	BMW E36 320i	2:14.660	3	21.635	5.143	3	107.07

Fastest time : 1:46.515 in lap 5 by nbr. 312: Pablo Hernández Zapata(Pablo Hernández Zapata) (Porsche)

Publication-time

Results: www.gettracresults.com

Timekeeping by : Circuit Ricardo Tormo

Director de Carrera	Rafael Sanmartín (JOB-0517-ESP/CV)	
Ignacio Mulet (DC -3535-ESP/CV)	Cronometraje	
Page 1 of 2	Results remain provisional pending technical examination and decisions from the stewards of the meeting	

Campeonato de Velocidad de la C.V.

CTO Velocidad CV

Result per Class Entrenamientos Cronometrado 1

15 June 2024

Valencia - 4005mtr.

Clase 3: Turismos de más de 2000 cc hasta 3200 cc

Pos	Nbr	Name / Entrant	Car	Fastest	In	Gap	Diff	Laps	Km/h
1	8	Iván Segura Sábado Real Automóvil Club Circuito Guadalupe	Volkswagen Golf Gti	1:53.482	4			8	127.05
2	5	Joaquín Rodrigo Pérez Automóvil Club Zaragoza	Renault Clio Cup IV	1:53.987	3	0.505	0.505	4	126.49
3	11	Alejandro Mesquita de Queiros Real Automóvil Club Circuito Guadalupe	Toyota MR-2	1:54.918	3	1.436	0.931	4	125.46
4	9	Jose Luis Albors Alexandre Balbor Motorsport.c.a.	Renault Clio Cup IV	1:54.997	6	1.515	0.079	8	125.38

Clase 4: Turismos de más de 3200 cc

Pos	Nbr	Name / Entrant	Car	Fastest	In	Gap	Diff	Laps	Km/h
1	1	Ander Gamon Aquinagalde Real Automóvil Club Circuito Guadalupe	Seat Leon MK2	1:49.863	3	1		5	131.24

Clase 5: Vehículos de grupos GT, según ANEXO J art.251 y siguientes.

Pos	Nbr	Name / Entrant	Car	Fastest	In	Gap	Diff	Laps	Km/h
1	312	Pablo Hernández Zapata Federación Andaluza Automovilismo	Porsche 911 GT3	1:46.515	5			6	135.36
2	88	Luis Lopez Anos Real Automóvil Club Circuito Guadalupe	Porsche 968 CS	1:53.763	5	7.248	7.248	8	126.74

Laptimes disallowed due to track limits: #13 (L6), #14 (L5)

Fastest time : 1:46.515 in lap 5 by nbr. 312: Pablo Hernández Zapata(Pablo Hernández Zapata) (Porsche)

Publication-time

Results: www.gettraceresults.com

Timekeeping by : Circuit Ricardo Tormo

Director de Carrera

Rafael Sanmartín (JOB-0517-ESP/CV)

Ignacio Mulet (DC -3535-ESP/CV)

Cronometraje



Campeonato de Velocidad de la C.V.

CTO Velocidad CV

Sector analyse - Entrenamientos Cronometrado 1

15 June 2024

Valencia - 4005mtr.

Cls=Clase 1: Turismos

Pos	Nbr	Name / Team	Sector 1			Sector 2			Sector 3			Sector 4			Theoret. Fastest	Actual best	In
			time	Lap	pos	time	Lap	pos	time	Lap	pos	time	Lap	pos			
1	10	Jaime Cela Talavera	29.359	5	16	32.186	3	13	27.807	5	13	34.389	5	13	2:03.741	2:04.030	5
2	13	Roberto Felix Moreno Cortés	29.080	4	13	32.939	7	15	28.602	4	15	35.308	4	17	2:05.929	2:05.932	4
3	69	Salvador Sánchez Beltrán	29.332	3	15	32.992	5	16	28.883	3	17	34.888	3	14	2:06.095	2:06.221	3
4	25	Carlos Cortés Rubio	29.262	3	14	32.732	2	14	28.549	4	14	35.150	2	15	2:05.693	2:06.334	2
5	14	Jose García Ramos	29.548	6	17	33.332	2	17	28.871	3	16	35.251	3	16	2:07.002	2:07.146	3
6	6	Sylvain Xavier Soler	29.895	3	20	34.032	4	21	29.461	4	21	35.618	4	19	2:09.006	2:09.517	4
7	22	Guillermo Ibañez Barreiro	29.927	3	21	34.103	3	23	29.637	4	22	36.194	3	22	2:09.861	2:10.209	3
8	18	Carlos Arco Ramírez	30.058	2	22	34.102	4	22	29.852	3	23	36.385	2	23	2:10.397	2:10.662	2
9	37	Víctor Cantín Pinilla	30.400	3	23	35.075	3	24	30.329	2	24	37.176	3	24	2:12.980	2:13.268	3
10	17	Carlos Alberto Acosta R.	32.294	3	26	35.636	3	26	30.556	3	26	37.699	3	26	2:16.185	2:16.185	3

Cls=Clase 2: Turismos de

Pos	Nbr	Name / Team	Sector 1			Sector 2			Sector 3			Sector 4			Theoret. Fastest	Actual best	In
			time	Lap	pos	time	Lap	pos	time	Lap	pos	time	Lap	pos			
1	121	Jokin Castaño Rodrigo	26.593	5	8	29.160	5	3	26.098	5	7	31.174	5	3	1:53.025	1:53.025	5
2	15	Iván Pérez Sánchez	26.325	4	6	29.550	4	5	25.871	4	3	31.850	4	10	1:53.596	1:53.596	4
3	58	Héctor Palacios Vázquez	26.603	5	10	30.085	4	8	26.265	5	8	31.396	5	6	1:54.349	1:54.486	5
4	4	Francho Echegoyen Cortés	26.791	7	11	30.841	7	11	26.734	6	11	32.692	7	11	1:57.058	1:57.212	7
5	16	Guillem Cabrera Mntoliu	27.475	6	12	31.705	5	12	27.764	5	12	33.424	6	12	2:00.368	2:00.594	6
6	20	Jesús Lahoz Martín	29.694	6	18	33.486	5	19	28.884	5	18	35.480	6	18	2:07.544	2:07.988	6
7	2	Fátima Farrona Vivas	29.765	5	19	33.379	4	18	29.188	4	20	35.910	4	20	2:08.242	2:09.113	4
8	21	Ricardo Millan Pedret	30.557	5	24	33.497	4	20	29.059	4	19	35.956	5	21	2:09.069	2:09.517	4
9	51	Adrián Josa Zaurín	31.749	3	25	35.173	3	25	30.359	3	25	37.379	3	25	2:14.660	2:14.660	3

Cls=Clase 3: Turismos de

Pos	Nbr	Name / Team	Sector 1			Sector 2			Sector 3			Sector 4			Theoret. Fastest	Actual best	In
			time	Lap	pos	time	Lap	pos	time	Lap	pos	time	Lap	pos			
1	8	Iván Segura Sábado	26.026	5	3	29.883	4	7	25.933	6	4	31.179	5	4	1:53.021	1:53.482	4
2	5	Joaquín Rodrigo Pérez	26.600	3	9	29.687	3	6	26.012	3	5	31.688	3	7	1:53.987	1:53.987	3
3	11	Alejandro Mesquita de Queir	26.212	3	5	30.496	2	10	26.047	3	6	31.830	3	9	1:54.585	1:54.918	3
4	9	Jose Luis Albors Aleixandre	26.442	8	7	30.294	3	9	26.291	6	9	31.692	6	8	1:54.719	1:54.997	6

Cls=Clase 4: Turismos de

Pos	Nbr	Name / Team	Sector 1			Sector 2			Sector 3			Sector 4			Theoret. Fastest	Actual best	In
			time	Lap	pos	time	Lap	pos	time	Lap	pos	time	Lap	pos			
1	1	Ander Gamon Aguinagalde	25.088	3	2	28.674	3	2	25.656	3	2	30.445	3	2	1:49.863	1:49.863	3

Cls=Clase 5: Vehículos de

Pos	Nbr	Name / Team	Sector 1			Sector 2			Sector 3			Sector 4			Theoret. Fastest	Actual best	In
			time	Lap	pos	time	Lap	pos	time	Lap	pos	time	Lap	pos			
1	312	Pablo Hernandez Zapata	24.635	5	1	27.660	5	1	24.810	5	1	29.298	4	1	1:46.403	1:46.515	5
2	88	Luis Lopez Anos	26.137	8	4	29.423	5	4	26.688	6	10	31.242	6	5	1:53.490	1:53.763	5

Campeonato de Velocidad de la C.V.

Heat name : CTO Velocidad CV - Entrenamientos Cronometrado 1
Heat Date : 15 June 2024
Track name : Valencia - 4005 mtr.

Participants Started	: 26	Participants Classified	: 26
Participants Finished	: 21	Participants Not Classified	: 2
Participants Not Finished	: 5		

Green flag at	: 13:15:00	Heat recording start time	: 13:05:46
Finish flag waved at	: 13:30:00	Heat recording end time	: 13:35:25
Total time of the heat	: 15:00	Total of All Laps in Heat	: 147

Summary of best laptimes per class

Nbr	Name / Team name	Car	Cls	Fastest Laptime	In	Speed
10	Jaime Cela Talavera	Citroen Saxo 1.6	1	2:04.030	5	116.25
121	Jokin Castaño Rodrigo	Honda S2000	2	1:53.025	5	127.56
8	Iván Segura Sábado	Volkswagen Golf Gti	3	1:53.482	4	127.05
1	Ander Gamon Aguinagalde	Seat Leon MK2	4	1:49.863	3	131.24
312	Pablo Hernández Zapata	Porsche 911 GT3	5	1:46.515	5	135.36

Campeonato de Velocidad de la C.V.

15 June 2024
Valencia - 4005mtr.


CTO Velocidad CV

Final starting grid Carrera 1
Start Time : 14:45 - Heat Duration : 12 Laps

Pos	Nbr	Name	time	Pos	Nbr	Name	time
-----	-----	------	------	-----	-----	------	------

----- STARTLINE ----- Pole Right -----

2	1	Ander Gamon Aguinagalde	1: 49.863	Row 1	1	312	Pablo Hernández Zapata	1: 46.515
4	8	Iván Segura Sábado	1: 53.482	Row 2	3	121	Jokin Castaño Rodrigo	1: 53.025
6	88	Luis Lopez Anos	1: 53.763	Row 3	5	15	Iván Pérez Sánchez	1: 53.596
8	58	Héctor Palacios Vázquez	1: 54.486	Row 4	7	5	Joaquín Rodrigo Pérez	1: 53.987
10	9	Jose Luis A Ibors A leixandre	1: 54.997	Row 5	9	11	Alejandro Mesquita de Queiros	1: 54.918
12	16	Guillem Cabrera Mntoliu	2: 00.594	Row 6	11	4	Francho Echegoyen Cortés	1: 57.212
14	13	Roberto Felix Moreno Cortés	2: 05.932	Row 7	13	10	Jaime Cela Talavera	2: 04.030
16	25	Carlos Cortés Rubio	2: 06.334	Row 8	15	69	Salvador Sánchez Beltrán	2: 06.221
18	20	Jesús Lahoz Martín	2: 07.988	Row 9	17	14	Jose Garcia Ramos	2: 07.146
20	21	Ricardo Millan Pedret	2: 09.517	Row 10	19	2	Fátima Farrona Vivas	2: 09.113
22	22	Guillermo Ibañez Barreiro	2: 10.209	Row 11	21	6	Sylvain Xavier Soler	2: 09.517
24	37	Víctor Cantín PiniIla	2: 13.268	Row 12	23	18	Carlos Arco Ramirez	2: 10.662
26	17	Carlos Alberto Acosta R.	2: 16.185	Row 13	25	51	Adrián Josa Zaurín	2: 14.660
				Row 14	27	19	Juan Dominguez Roca	

Results: www.gettracereults.com			Timekeeping by : Circuit Ricardo Tormo	Publication-time
Presidente Comisarios Deportivos	Comisario Deportivos	Comisario Deportivos		
Vicente Royo (CD-0372-ESP/CV)	Manolo Gonzalez (CD-0455-ESP/CV)	Claudio Sabatini (CD-0423-ESP/CV)		
Page 1 of 1				

Campeonato de Velocidad de la C.V.


CTO Velocidad CV
Provisional Result Entrenamientos Cronometrado 2

15 June 2024

Valencia - 4005mtr.

Pos	Nbr	Name / Entrant	Car	Cls	PlC	Fastest	In	Gap	Diff	Laps	Km/h
1	88	Alvaro Rodriguez Sastre Real Automóvil Club Circuito Guadalupe	Porsche 968 CS	5	1	1:45.478	2			3	136.69
2	312	Pablo Hernández Zapata Federación Andaluza Automovilismo	Porsche 911 GT3	5	2	1:45.665	4	0.187	0.187	6	136.45
3	1	Ander Gamon Aguinagalde Real Automóvil Club Circuito Guadalupe	Seat Leon MK2	4	1	1:51.320	5	5.842	5.655	6	129.52
4	121	Jokin Castaño Rodrigo Real Automóvil Club Circuito Guadalupe	Honda S2000	2	1	1:52.819	3	7.341	1.499	4	127.80
5	8	Iván Segura Sábado Real Automóvil Club Circuito Guadalupe	Volkswagen Golf Gti	3	1	1:52.895	5	7.417	0.076	6	127.71
6	9	Germán López Balboa Balbor Motorsport.c.a.	Renault Clio Cup IV	3	2	1:53.659	2	8.181	0.764	6	126.85
7	58	Héctor Palacios Vázquez A.C. Alicante	Mazda MX5	2	2	1:53.740	5	8.262	0.081	5	126.76
8	5	Joaquín Rodrigo Pérez Automóvil Club Zaragoza	Renault Clio Ciup IV	3	3	1:54.128	3	8.650	0.388	3	126.33
9	15	Iván Pérez Sánchez Automóvil Club Zaragoza	Honda Civic EG	2	3	1:55.665	5	10.187	1.537	6	124.65
10	4	Ánchel Echegoyén Cortés Automóvil Club Zaragoza	Hyundai Coupé	2	4	1:56.331	3	10.853	0.666	4	123.94
11	11	Alejandro Mesquita de Queiros Real Automóvil Club Circuito Guadalupe	Toyota MR-2	3	4	1:59.370	2	13.892	3.039	3	120.78
12	16	Guillem Cabrera Mprntoliu Rallye Club Costa Azahar	Renault Megane	2	5	2:00.411	4	14.933	1.041	5	119.74
13	10	Jaime Cela Talavera Escudería Rasante Sport	Citroen Saxo 1.6	1	1	2:03.310	3	17.832	2.899	3	116.92
14	25	Carlos Cortés Rubio Eficar Team	Hyundai Getz Copa Diesel	1	2	2:06.359	5	20.881	3.049	6	114.10
15	13	Roberto Felix Moreno Cortés Eficar Team	Hyundai Getz Copa Diesel	1	3	2:06.608	2	21.130	0.249	6	113.88
16	69	Salvador Sánchez Beltrán Automóvil Club Vec	Citroen Saxo	1	4	2:07.109	3	21.631	0.501	3	113.43
17	2	Fátima Farrona Vivas Automóvil Club Vec	Renault Clio Sport	2	6	2:07.785	5	22.307	0.676	5	112.83
18	14	Jose Garcia Ramos Automóvil Club Vec	Hyundai Accent GT	1	5	2:07.798	5	22.320	0.013	5	112.82
19	6	Sylvain Xavier Soler Real Automóvil Club Circuito Guadalupe	Citroën Saxo 8v	1	6	2:09.624	2	24.146	1.826	5	111.23
20	20	Jesús Lahoz Martín Rallye Club Costa Azahar	Alfa Romeo GTV 1750 I	2	7	2:09.992	2	24.514	0.368	3	110.91
21	22	Guillermo Ibañez Barreiro Real Automóvil Club Circuito Guadalupe	Citroen Saxo	1	7	2:10.388	5	24.910	0.396	5	110.58
22	37	Victor Cantín Pinilla Real Automóvil Club Circuito Guadalupe	Citroen Saxo 8v	1	8	2:13.923	6	28.445	3.535	6	107.66
23	18	Carlos Arco Ramírez Real Automóvil Club Circuito Guadalupe	Citroën Saxo 8v	1	9	2:14.562	2	29.084	0.639	6	107.15
24	51	Rubén Josa Zaurín Federación Aragonesa Automovilismo	BMW E36 320i	2	8	2:15.742	2	30.264	1.180	2	106.22
25	19	Juan Dominguez Roca Automóvil Club Vec	Citroen Saxo 8v	1	10					2	0.00
26	21	Ricardo Millan Pedret Motor Classic Sabadell	Mazda MX5	2	9					1	0.00
Not Started											
DNS	7	Camilo Sebastián Sancho Automóvil Club Vec	AUTHI MINI	1							
DNS	17	Carlos Alberto Acosta R. Automóvil Club Vec	Citroen Saxo 8v	1							

Laptimes disallow ed due to track limits: #9 (L4), #11 (L3), #13 (L5), #15 (L2), #19 (L2), #22 (L2, 3), #37 (L2), #69 (L2), #88 (L3)

Fastest time : 1:45.478 in lap 2 by nbr. 88 : Luis Lopez Anos - Alvaro Rodriguez Sastre (Porsche)		Publication-time
Results: www.getraceresults.com		Timekeeping by : Circuit Ricardo Tormo
Director de Carrera	Rafael Sanmartín (JOB-0517-ESP/CV)	
Ignacio Mulet (DC -3535-ESP/CV)	Cronometraje	
Page 1 of 1	Results remain provisional pending technical examination and decisions from the stewards of the meeting	

Campeonato de Velocidad de la C.V.

CTO Velocidad CV

Laps and Sector Times - Entrenamientos Cronometrado

Valencia - 4005mtr.

1								Ander Gamon Aguinagalde								Seat Leon MK2							
lap	Sect-1	Sect-2	Sect-3	Sect-4	TopSpeed	laptime	pit	lap	Sect-1	Sect-2	Sect-3	Sect-4	Topspeed	laptime	pit								
1	Pit Out	38.011	33.560	32.410		2:12.010		4	6:20.517	31.744	30.801	32.397	193.4	7:55.459									
2	26.405	30.563	26.229	31.212	189.5	1:54.409		5	25.503	29.692	25.872	30.253	190.6	1:51.320									
3	30.533	33.085	27.694	32.140	168.3	2:03.452		6	27.309	32.791	31.061	Pit In	192.9	2:15.631									

2								Fátima Farrona Vivas								Renault Clio Sport							
lap	Sect-1	Sect-2	Sect-3	Sect-4	TopSpeed	laptime	pit	lap	Sect-1	Sect-2	Sect-3	Sect-4	Topspeed	laptime	pit								
1	Pit Out	34.891	30.041	35.902		2:11.497		4	29.831	33.015	29.318	35.699	157.3	2:07.863									
2	30.182	33.006	29.843	36.287	152.5	2:09.318		5	29.973	33.393	28.855	35.564	160.8	2:07.785									
3	6:11.406	32.970	29.027	36.728	156.5	7:50.131		6															

4								Ánchel Echevoyén Cortés								Hyundai Coupé							
lap	Sect-1	Sect-2	Sect-3	Sect-4	TopSpeed	laptime	pit	lap	Sect-1	Sect-2	Sect-3	Sect-4	Topspeed	laptime	pit								
1	Pit Out	31.597	26.759	33.256		1:59.218		3	26.870	30.474	26.550	32.437	169.2	1:56.331									
2	26.795	30.513	26.597	32.594	170.1	1:56.499		4	27.621	30.590	26.645	Pit In	169.6	2:10.789									

5								Joaquín Rodrigo Pérez								Renault Clio C iup IV							
lap	Sect-1	Sect-2	Sect-3	Sect-4	TopSpeed	laptime	pit	lap	Sect-1	Sect-2	Sect-3	Sect-4	Topspeed	laptime	pit								
1	Pit Out	32.691	27.426	32.753		2:03.600		3	26.661	30.117	25.843	31.507	176.1	1:54.128									
2	26.700	29.848	26.137	31.848	174.7	1:54.533		4															

6								Sylvain Xavier Soler								Citroën Saxo 8v							
lap	Sect-1	Sect-2	Sect-3	Sect-4	TopSpeed	laptime	pit	lap	Sect-1	Sect-2	Sect-3	Sect-4	Topspeed	laptime	pit								
1	Pit Out	39.487	32.663	38.127		2:24.118		4	6:04.319		6:06.506	38.020		7:54.892									
2	29.655	34.643	29.323	36.003		2:09.624		5						2:11.536									
3	30.419	34.324				2:13.147		6															

8								Iván Segura Sábado								Volkswagen Golf Gti							
lap	Sect-1	Sect-2	Sect-3	Sect-4	TopSpeed	laptime	pit	lap	Sect-1	Sect-2	Sect-3	Sect-4	Topspeed	laptime	pit								
1	Pit Out	32.846	30.014	34.866		2:05.433		4	6:01.805	31.873	26.926	33.347	183.1	7:33.951									
2	26.763	30.210	28.723	32.457	178.5	1:58.153		5	26.182	29.944	25.802	30.967		1:52.895									
3	27.188	30.353	26.349	31.375	182.5	1:55.265		6	32.170	39.757	36.224	Pit In	177.5	2:42.355									

9								Germán López Balboa								Renault Clio Cup IV							
lap	Sect-1	Sect-2	Sect-3	Sect-4	TopSpeed	laptime	pit	lap	Sect-1	Sect-2	Sect-3	Sect-4	Topspeed	laptime	pit								
1	Pit Out	37.481	26.848	31.947		2:09.692		4	26.480	29.850	30.009	39.723	174.2	2:06.062	D								
2	26.598	29.372	25.986	31.703	173.3	1:53.659		5	4:51.684	30.663	27.410	32.104	124.1	6:21.861									
3	26.167	29.537	26.007	32.055	175.6	1:53.766		6	26.371	29.752	26.738	Pit In	173.7	2:07.514									

10								Jaime Cela Talavera								Citroen Saxo 1.6							
lap	Sect-1	Sect-2	Sect-3	Sect-4	TopSpeed	laptime	pit	lap	Sect-1	Sect-2	Sect-3	Sect-4	Topspeed	laptime	pit								
1	Pit Out	36.499	28.428	35.239		2:11.569		3	29.139	31.979	27.771	34.421	154.3	2:03.310									
2	29.671	32.427	27.668	34.306	151.4	2:04.072		4															

11								Alejandro Mesquita de Queiros								Toyota MR-2							
lap	Sect-1	Sect-2	Sect-3	Sect-4	TopSpeed	laptime	pit	lap	Sect-1	Sect-2	Sect-3	Sect-4	Topspeed	laptime	pit								
1	Pit Out	31.830	28.421	31.667		1:59.229		3	27.994	30.286	26.752	39.745	159.6	2:04.777	D								
2	25.866	32.737	27.797	32.970	195.8	1:59.370		4															

13								Roberto Felix Moreno Cortés								Hyundai Getz Copa Diesel							
lap	Sect-1	Sect-2	Sect-3	Sect-4	TopSpeed	laptime	pit	lap	Sect-1	Sect-2	Sect-3	Sect-4	Topspeed	laptime	pit								
1	Pit Out	35.861	30.811	35.495		2:13.407		4	5:31.696	35.250	29.236	35.484	132.2	7:11.666									
2	29.118	33.091	28.941	35.458	150.0	2:06.608		5	29.271	33.339	28.917	35.548	148.6	2:07.075	D								

Campeonato de Velocidad de la C.V.

CTO Velocidad CV

Laps and Sector Times - Entrenamientos Cronometrado

Valencia - 4005mtr.

3	28.962	32.920	28.665	39.785	151.0	2:10.332	6	29.636	38.261	31.888	Pit In	148.6	2:30.477
---	--------	--------	--------	--------	-------	----------	---	--------	--------	--------	--------	-------	----------

14 Jose Garcia Ramos							Hyundai Accent GT								
lap	Sect-1	Sect-2	Sect-3	Sect-4	TopSpeed	laptime	pit	lap	Sect-1	Sect-2	Sect-3	Sect-4	Topspeed	laptime	pit
1	Pit Out	44.672	36.099	37.019		2:28.230		4	29.619	<u>33.317</u>	29.184	36.008	150.0	2:08.128	
2	29.445	33.460	29.173	37.206	150.7	2:09.284		5	29.555	33.371	<u>29.062</u>	<u>35.810</u>	148.6	<u>2:07.798</u>	
3	<u>6:28.968</u>	34.222	29.539	36.112	<u>152.5</u>	8:08.841		6							

15 Iván Pérez Sánchez							Honda Civic EG								
lap	Sect-1	Sect-2	Sect-3	Sect-4	TopSpeed	laptime	pit	lap	Sect-1	Sect-2	Sect-3	Sect-4	Topspeed	laptime	pit
1	Pit Out	31.021	27.048	34.098		2:00.888		4	6:41.534	30.672	<u>26.238</u>	32.146	176.6	8:10.590	
2	<u>26.049</u>	<u>29.485</u>	25.931	32.826	176.6	<u>1:54.291</u> D		5	26.210	29.977	26.804	32.674	175.1	<u>1:55.665</u>	
3	26.771	30.412	26.910	32.588	<u>178.0</u>	1:56.681		6	33.469	45.182	35.901	Pit In	175.6	2:57.454	

16 Guillem Cabrera Mpontoliu							Renault Megane								
lap	Sect-1	Sect-2	Sect-3	Sect-4	TopSpeed	laptime	pit	lap	Sect-1	Sect-2	Sect-3	Sect-4	Topspeed	laptime	pit
1	Pit Out	32.587	28.900	34.106		2:02.643		4	<u>27.638</u>	<u>31.578</u>	27.813	33.382	165.7	<u>2:00.411</u>	
2	27.966	31.787	27.803	34.346	167.9	2:01.902		5	28.386	31.783	<u>27.675</u>	<u>33.272</u>	167.4	2:01.116	
3	5:59.663	32.691	28.408	34.134	<u>169.6</u>	7:34.896		6							

18 Carlos Arco Ramirez							Citroën Saxo 8v								
lap	Sect-1	Sect-2	Sect-3	Sect-4	TopSpeed	laptime	pit	lap	Sect-1	Sect-2	Sect-3	Sect-4	Topspeed	laptime	pit
1	Pit Out	35.542	<u>30.231</u>	<u>39.558</u>		2:15.240		4						8:05.827	
2	<u>29.898</u>	<u>35.392</u>	30.904	38.368	<u>151.4</u>	<u>2:14.562</u>		5	Pit Out	35.710	31.910	39.259		2:37.788	
3	34.256	42.174	30.731	Pit In	129.6	2:39.307		6	30.876	36.750	32.962	Pit In	145.3	2:30.772	

19 Juan Dominguez Roca							Citroen Saxo 8v								
lap	Sect-1	Sect-2	Sect-3	Sect-4	TopSpeed	laptime	pit	lap	Sect-1	Sect-2	Sect-3	Sect-4	Topspeed	laptime	pit
1	Pit Out	34.954	31.859	39.290		2:16.569		2	29.812	<u>34.295</u>	<u>29.807</u>	<u>35.945</u>	152.8	<u>2:09.859</u> D	

20 Jesús Lahoz Martín							Alfa Romeo GTV 1750 I								
lap	Sect-1	Sect-2	Sect-3	Sect-4	TopSpeed	laptime	pit	lap	Sect-1	Sect-2	Sect-3	Sect-4	Topspeed	laptime	pit
1	Pit Out	37.313	33.746	36.615		2:19.286		3	30.640	34.212	<u>29.222</u>	36.074	155.0	2:10.148	
2	<u>30.472</u>	<u>34.073</u>	29.715	35.732	153.9	<u>2:09.992</u>		4							

21 Ricardo Millan Pedret							Mazda MX5								
lap	Sect-1	Sect-2	Sect-3	Sect-4	TopSpeed	laptime	pit	lap	Sect-1	Sect-2	Sect-3	Sect-4	Topspeed	laptime	pit
1	Pit Out	<u>54.220</u>	<u>50.530</u>	Pit In		3:13.842		2							

22 Guillermo Ibañez Barreiro							Citroen Saxo								
lap	Sect-1	Sect-2	Sect-3	Sect-4	TopSpeed	laptime	pit	lap	Sect-1	Sect-2	Sect-3	Sect-4	Topspeed	laptime	pit
1	Pit Out	39.257	32.706	38.060		2:22.144		4	<u>6:06.634</u>	34.420	30.146	36.052	149.3	7:47.252	
2	30.135	34.255	<u>29.468</u>	<u>36.105</u>	<u>150.7</u>	<u>2:09.963</u> D		5	29.932	<u>34.185</u>	30.295	<u>35.976</u>	147.9	<u>2:10.388</u>	
3	31.171	35.537	29.808	36.850	150.3	<u>2:13.366</u> D		6							

25 Carlos Cortés Rubio							Hyundai Getz Copa Diesel								
lap	Sect-1	Sect-2	Sect-3	Sect-4	TopSpeed	laptime	pit	lap	Sect-1	Sect-2	Sect-3	Sect-4	Topspeed	laptime	pit
1	Pit Out	35.122	31.269	35.959		2:12.770		4	5:36.471	34.238	29.351	35.666	<u>151.8</u>	7:15.726	
2	29.556	<u>32.789</u>	28.795	35.755	151.0	2:06.895		5	29.248	33.194	<u>28.761</u>	<u>35.156</u>	149.3	<u>2:06.359</u>	
3	<u>29.026</u>	33.055	29.011	35.461	150.7	2:06.553		6	33.981	41.471	38.177	Pit In	146.9	2:48.300	

37 Víctor Cantín Pinilla							Citroen Saxo 8v								
lap	Sect-1	Sect-2	Sect-3	Sect-4	TopSpeed	laptime	pit	lap	Sect-1	Sect-2	Sect-3	Sect-4	Topspeed	laptime	pit
1	Pit Out	36.414	32.505	39.277		2:17.927		4	5:59.816	35.281	30.718	37.537	148.3	7:43.352	

Campeonato de Velocidad de la C.V.

CTO Velocidad CV

Laps and Sector Times - Entrenamientos Cronometrado

Valencia - 4005mtr.

2	30.597	35.508	30.910	38.647	149.7	2:15.662	D	5	30.256	34.836	31.003	39.242	146.6	2:15.337
3	30.183	35.583	31.120	37.453	149.3	2:14.339		6	30.778	35.362	30.635	37.148	147.9	2:13.923

51	Rubén Josa Zaurín							BMW E36 3201							
lap	Sect-1	Sect-2	Sect-3	Sect-4	TopSpeed	laptime	pit	lap	Sect-1	Sect-2	Sect-3	Sect-4	Topspeed	laptime	pit
1	Pit Out	35.827	31.560	38.498		2:19.468		2	31.331	35.257	30.439	38.715	144.3	2:15.742	

58	Héctor Palacios Vázquez							Mazda MX5							
lap	Sect-1	Sect-2	Sect-3	Sect-4	TopSpeed	laptime	pit	lap	Sect-1	Sect-2	Sect-3	Sect-4	Topspeed	laptime	pit
1	Pit Out	32.601	29.569	35.140		2:05.243		4	8:25.067	32.300	29.352	32.169	176.1	9:58.888	
2	26.705	29.997	28.554	32.650	176.1	1:57.906		5	26.589	29.572	26.193	31.386	171.9	1:53.740	
3	27.349	30.671	26.540	31.546	179.5	1:56.106		6							

69	Salvador Sánchez Beltrán							Citroen Saxo							
lap	Sect-1	Sect-2	Sect-3	Sect-4	TopSpeed	laptime	pit	lap	Sect-1	Sect-2	Sect-3	Sect-4	Topspeed	laptime	pit
1	Pit Out	33.741	29.943	37.081		2:11.560		3	29.414	33.391	29.271	35.033	158.0	2:07.109	
2	29.479	33.718	28.823	35.329	161.6	2:07.349	D	4							

88	Alvaro Rodriguez Sastre							Porsche 968 CS							
lap	Sect-1	Sect-2	Sect-3	Sect-4	TopSpeed	laptime	pit	lap	Sect-1	Sect-2	Sect-3	Sect-4	Topspeed	laptime	pit
1	Pit Out	38.393	28.196	29.630		2:14.009		3	24.197	27.724	24.489	29.056	197.6	1:45.466	D
2	24.395	27.877	24.172	29.034	198.2	1:45.478		4							

121	Jokin Castaño Rodrigo							Honda S2000							
lap	Sect-1	Sect-2	Sect-3	Sect-4	TopSpeed	laptime	pit	lap	Sect-1	Sect-2	Sect-3	Sect-4	Topspeed	laptime	pit
1	Pit Out	34.038	28.256	33.262		2:05.240		3	26.318	29.041	25.895	31.565	172.8	1:52.819	
2	26.295	29.300	26.000	31.357	171.4	1:52.952		4	26.102	29.073	26.042	32.802	173.7	1:54.019	

312	Pablo Hernández Zapata							Porsche 911 GT3							
lap	Sect-1	Sect-2	Sect-3	Sect-4	TopSpeed	laptime	pit	lap	Sect-1	Sect-2	Sect-3	Sect-4	Topspeed	laptime	pit
1	35.450	37.305	30.197	33.867		2:16.819		4	24.414	27.843	24.394	29.014		1:45.665	
2	26.566	35.454	27.077	31.039		2:00.136		5	24.387	28.087	25.139	28.924		1:46.537	
3	5:34.295	28.549	24.749	29.214		6:56.807		6	26.452	31.990	30.405	Pit In		2:16.600	

Campeonato de Velocidad de la C.V.

CTO Velocidad CV

Laptimes - Entrenamientos Cronometrado 2

15 June 2024

Valencia - 4005mtr.

Nbr	Name	Laps	lap	Lap ..1	Lap ..2	Lap ..3	Lap ..4	Lap ..5	Lap ..6	Lap ..7	Lap ..8	Lap ..9	Lap ..0
9	Germán López Balboa	6	1 - 10	2:09.692	1:53.659	1:53.766	2:06.062	6:21.861	2:07.514				
8	Iván Segura Sábado	6	1 - 10	2:05.433	1:58.153	1:55.265	7:33.951	1:52.895	2:42.355				
1	Ander Gamon Aguinagalde	6	1 - 10	2:12.010	1:54.409	2:03.452	7:55.459	1:51.320	2:15.631				
37	Víctor Cantín Pinilla	6	1 - 10	2:17.927	2:15.662	2:14.339	7:43.352	2:15.337	2:13.923				
13	Roberto Felix Moreno Cortés	6	1 - 10	2:13.407	2:06.608	2:10.332	7:11.666	2:07.075	2:30.477				
25	Carlos Cortés Rubio	6	1 - 10	2:12.770	2:06.895	2:06.553	7:15.726	2:06.359	2:48.300				
15	Iván Pérez Sánchez	6	1 - 10	2:00.888	1:54.294	1:56.681	8:10.590	1:55.665	2:57.454				
312	Pablo Hernández Zapata	6	1 - 10	2:16.819	2:00.136	6:56.807	1:45.665	1:46.537	2:16.600				
18	Carlos Arco Ramírez	6	1 - 10	2:15.240	2:14.562	2:39.307	8:05.827	2:37.788	2:30.772				
22	Guillermo Ibañez Barreiro	5	1 - 10	2:22.144	2:09.963	2:13.366	7:47.252	2:10.388					
6	Sylvain Xavier Soler	5	1 - 10	2:24.118	2:09.624	2:13.147	7:54.892	2:11.536					
58	Héctor Palacios Vázquez	5	1 - 10	2:05.243	1:57.906	1:56.106	9:58.888	1:53.740					
16	Guillem Cabrera Mntoliu	5	1 - 10	2:02.643	2:01.902	7:34.896	2:00.411	2:01.116					
14	Jose Garcia Ramos	5	1 - 10	2:28.230	2:09.284	8:08.841	2:08.128	2:07.798					
2	Fátima Farrona Vivas	5	1 - 10	2:11.497	2:09.318	7:50.131	2:07.863	2:07.785					
121	Jokin Castaño Rodrigo	4	1 - 10	2:05.240	1:52.952	1:52.819	1:54.019						
4	Ánchel Echegoyén Cortés	4	1 - 10	1:59.218	1:56.499	1:56.331	2:10.789						
10	Jaime Cela Talavera	3	1 - 10	2:11.569	2:04.072	2:03.310							
69	Salvador Sánchez Beltrán	3	1 - 10	2:11.560	2:07.349	2:07.109							
20	Jesús Lahoz Martín	3	1 - 10	2:19.286	2:09.992	2:10.148							
5	Joaquín Rodrigo Pérez	3	1 - 10	2:03.600	1:54.533	1:54.128							
88	Alvaro Rodríguez Sastre	3	1 - 10	2:14.009	1:45.478	1:45.466							
11	Alejandro Mesquita de Queiros	3	1 - 10	1:59.229	1:59.370	2:04.777							
19	Juan Dominguez Roca	2	1 - 10	2:16.569	2:09.859								
51	Rubén Josa Zaurín	2	1 - 10	2:19.468	2:15.742								
21	Ricardo Millan Pedret	1	1 - 10	3:13.842									

Campeonato de Velocidad de la C.V.

CTO Velocidad CV

Result per Class Entrenamientos Cronometrado 2

15 June 2024
Valencia - 4005mtr.

Clase 1: Turismos hasta 1600 cc

Pos	Nbr	Name / Entrant	Car	Fastest	In	Gap	Diff	Laps	Km/h
1	10	Jaime Cela Talavera Escuderia Rasante Sport	Citroen Saxo 1.6	2:03.310	3			3	116.92
2	25	Carlos Cortés Rubio Eficar Team	Hyundai Getz Copa Diesel	2:06.359	5	3.049	3.049	6	114.10
3	13	Roberto Felix Moreno Cortés Eficar Team	Hyundai Getz Copa Diesel	2:06.608	2	3.298	0.249	6	113.88
4	69	Salvador Sánchez Beltrán Automovil Club Vec	Citroen Saxo	2:07.109	3	3.799	0.501	3	113.43
5	14	Jose García Ramos Automóvil Club Vec	Hyundai Accent GT	2:07.798	5	4.488	0.689	5	112.82
6	6	Sylvain Xavier Soler Real Automóvil Club Circuito Guadalupe	Citroën Saxo 8v	2:09.624	2	6.314	1.826	5	111.23
7	22	Guillermo Ibañez Barreiro Real Automóvil Club Circuito Guadalupe	Citroen Saxo	2:10.388	5	7.078	0.764	5	110.58
8	37	Víctor Cantín Pinilla Real Automóvil Club Circuito Guadalupe	Citroen Saxo 8v	2:13.923	6	10.613	3.535	6	107.66
9	18	Carlos Arco Ramírez Real Automóvil Club Circuito Guadalupe	Citroën Saxo 8v	2:14.562	2	11.252	0.639	6	107.15
10	19	Juan Dominguez Roca Automovil Club Vec	Citroen Saxo 8v					2	0.00
Not Started									
DNS	7	Camilo Sebastián Sancho Automovil Club Vec	AUTHI MINI						
DNS	17	Carlos Alberto Acosta R. Automovil Club Vec	Citroen Saxo 8v						

Clase 2: Turismos de más de 1600 cc hasta 2000 cc


Pos	Nbr	Name / Entrant	Car	Fastest	In	Gap	Diff	Laps	Km/h
1	121	Jokin Castaño Rodrigo Real Automóvil Club Circuito Guadalupe	Honda S2000	1:52.819	3			4	127.80
2	58	Héctor Palacios Vázquez A.C. Alicante	Mazda MX5	1:53.740	5	0.921	0.921	5	126.76
3	15	Iván Pérez Sánchez Automóvil Club Zaragoza	Honda Civic EG	1:55.665	5	2.846	1.925	6	124.65
4	4	Ánchel Echevoyén Cortés Automóvil Club Zaragoza	Hyundai Coupé	1:56.331	3	3.512	0.666	4	123.94
5	16	Guillem Cabrera Mntoliu Rallye Club Costa Azahar	Renault Megane	2:00.411	4	7.592	4.080	5	119.74
6	2	Fátima Farrona Vivas Automovil Club Vec	Renault Clio Sport	2:07.785	5	14.966	7.374	5	112.83
7	20	Jesús Lahoz Martín Rallye Club Costa Azahar	Alfa Romeo GTV 1750 I	2:09.992	2	17.173	2.207	3	110.91
8	51	Rubén Josa Zaurín Federación Aragonesa Automovilismo	BMW E36 320i	2:15.742	2	22.923	5.750	2	106.22
9	21	Ricardo Millan Pedret Motor Classic Sabadell	Mazda MX5					1	0.00

Fastest time : 1:45.478 in lap 2 by nbr. 88 : Luis Lopez Anos - Alvaro Rodriguez Sastre (Porsche)

Publication-time

Results: www.gettracereults.com

Timekeeping by : Circuit Ricardo Tormo

Director de Carrera	Rafael Sanmartín (JOB-0517-ESP/CV)	
Ignacio Mulet (DC -3535-ESP/CV)	Cronometraje	
Page 1 of 2	Results remain provisional pending technical examination and decisions from the stewards of the meeting	

Campeonato de Velocidad de la C.V.

CTO Velocidad CV

Result per Class Entrenamientos Cronometrado 2

15 June 2024

Valencia - 4005mtr.

Clase 3: Turismos de más de 2000 cc hasta 3200 cc

Pos	Nbr	Name / Entrant	Car	Fastest	In	Gap	Diff	Laps	Km/h
1	8	Iván Segura Sábado <small>Real Automóvil Club Circuito Guadalupe</small>	Volkswagen Golf Gti	1:52.895	5			6	127.71
2	9	Germán López Balboa <small>Balbor Motorsport.c.a.</small>	Renault Clio Cup IV	1:53.659	2	0.764	0.764	6	126.85
3	5	Joaquín Rodrigo Pérez <small>Automóvil Club Zaragoza</small>	Renault Clio Ciup IV	1:54.128	3	1.233	0.469	3	126.33
4	11	Alejandro Mesquita de Queiros <small>Real Automóvil Club Circuito Guadalupe</small>	Toyota MR-2	1:59.370	2	6.475	5.242	3	120.78

Clase 4: Turismos de más de 3200 cc

Pos	Nbr	Name / Entrant	Car	Fastest	In	Gap	Diff	Laps	Km/h
1	1	Ander Gamon Aquinagalde <small>Real Automóvil Club Circuito Guadalupe</small>	Seat Leon MK2	1:51.320	5	1		6	129.52

Clase 5: Vehículos de grupos GT, según ANEXO J art.251 y siguientes.

Pos	Nbr	Name / Entrant	Car	Fastest	In	Gap	Diff	Laps	Km/h
1	88	Alvaro Rodriguez Sastre <small>Real Automóvil Club Circuito Guadalupe</small>	Porsche 968 CS	1:45.478	2			3	136.69
2	312	Pablo Hernández Zapata <small>Federación Andaluza Automovilismo</small>	Porsche 911 GT3	1:45.665	4	0.187	0.187	6	136.45

Laptimes disallowed due to track limits: #9 (L4), #11 (L3), #13 (L5), #15 (L2), #19 (L2), #22 (L2, 3), #37 (L2), #69 (L2), #88 (L3)

Fastest time : 1:45.478 in lap 2 by nbr. 88 : Luis Lopez Anos - Alvaro Rodriguez Sastre (Porsche)

Publication-time

Results: www.getraceresults.com

Timekeeping by : Circuit Ricardo Tormo

Director de Carrera

Rafael Sanmartín (JOB-0517-ESP/CV)

Ignacio Mulet (DC -3535-ESP/CV)

Cronometraje



Campeonato de Velocidad de la C.V.

CTO Velocidad CV

Sector analyse - Entrenamientos Cronometrado 2

15 June 2024

Valencia - 4005mtr.

Cls=Clase 1: Turismos

Pos	Nbr	Name / Team	Sector 1			Sector 2			Sector 3			Sector 4			Theoret. Fastest	Actual best	In
			time	Lap	pos	time	Lap	pos	time	Lap	pos	time	Lap	pos			
1	10	Jaime Cela Talavera	29.139	3	16	31.979	3	13	27.587	4	12	34.306	2	13	2:03.011	2:03.310	3
2	25	Carlos Cortés Rubio	29.026	3	14	32.789	2	14	28.761	5	15	35.156	5	15	2:05.732	2:06.359	5
3	13	Roberto Felix Moreno Cortés	28.962	3	13	32.920	3	16	28.665	3	14	35.458	2	16	2:06.005	2:06.608	2
4	69	Salvador Sánchez Beltrán	29.181	4	17	32.916	4	15	28.823	2	16	35.033	3	14	2:05.953	2:07.109	3
5	14	Jose García Ramos	29.037	3	15	33.317	4	18	29.062	5	18	35.810	5	19	2:07.226	2:07.798	5
6	6	Sylvain Xavier Soler	29.655	2	18	34.324	3	22	29.323	2	20	36.003	2	22	2:09.305	2:09.624	2
7	22	Guillermo Ibañez Barreiro	29.917	4	22	34.185	5	20	29.468	2	21	35.976	5	21	2:09.546	2:10.388	5
8	37	Víctor Cantín Pinilla	30.183	3	23	34.836	5	23	30.635	6	25	37.148	6	23	2:12.802	2:13.923	6
9	18	Carlos Arco Ramírez	29.898	2	21	35.392	2	25	30.231	1	23	38.368	2	24	2:13.889	2:14.562	2
10	19	Juan Dominguez Roca	29.737	3	19	34.295	2	21	29.807	2	22	35.945	2	20	2:09.784		

Cls=Clase 2: Turismos de

Pos	Nbr	Name / Team	Sector 1			Sector 2			Sector 3			Sector 4			Theoret. Fastest	Actual best	In
			time	Lap	pos	time	Lap	pos	time	Lap	pos	time	Lap	pos			
1	121	Jokin Castaño Rodrigo	26.102	4	6	29.041	3	3	25.895	3	6	31.357	2	5	1:52.395	1:52.819	3
2	58	Héctor Palacios Vázquez	26.440	4	9	29.572	5	7	26.002	4	9	31.386	5	6	1:53.400	1:53.740	5
3	15	Iván Pérez Sánchez	26.049	2	5	29.485	2	6	25.919	4	7	31.984	3	10	1:53.437	1:55.665	5
4	4	Ánchel Echegoyén Cortés	26.795	2	11	30.474	3	11	26.550	3	10	32.437	3	11	1:56.256	1:56.331	3
5	16	Guillem Cabrera Mntoliu	27.638	4	12	31.578	4	12	27.675	5	13	33.272	5	12	2:00.163	2:00.411	4
6	2	Fátima Farrona Vivas	29.831	4	20	32.970	3	17	28.855	5	17	35.564	5	17	2:07.220	2:07.785	5
7	20	Jesús Lahoz Martín	30.472	2	24	34.073	2	19	29.222	3	19	35.732	2	18	2:09.499	2:09.992	2
8	51	Rubén Josa Zaurín	31.331	2	25	35.240	3	24	30.439	2	24	38.498	1	25	2:15.508	2:15.742	2
9	21	Ricardo Millan Pedret				54.220	1	26	50.530	1	26						

Cls=Clase 3: Turismos de

Pos	Nbr	Name / Team	Sector 1			Sector 2			Sector 3			Sector 4			Theoret. Fastest	Actual best	In
			time	Lap	pos	time	Lap	pos	time	Lap	pos	time	Lap	pos			
1	8	Iván Segura Sábado	26.182	5	8	29.944	5	9	25.802	5	4	30.967	5	4	1:52.895	1:52.895	5
2	9	Germán López Balboa	26.167	3	7	29.372	2	5	25.986	2	8	31.703	2	9	1:53.228	1:53.659	2
3	5	Joaquín Rodrigo Pérez	26.661	3	10	29.848	2	8	25.843	3	5	31.507	3	7	1:53.859	1:54.128	3
4	11	Alejandro Mesquita de Queir	25.866	2	4	30.286	3	10	26.752	3	11	31.667	1	8	1:54.571	1:59.370	2

Cls=Clase 4: Turismos de

Pos	Nbr	Name / Team	Sector 1			Sector 2			Sector 3			Sector 4			Theoret. Fastest	Actual best	In
			time	Lap	pos	time	Lap	pos	time	Lap	pos	time	Lap	pos			
1	1	Ander Gamon Aguinagalde	25.278	4	3	29.282	4	4	25.566	4	3	30.253	5	3	1:50.379	1:51.320	5

Cls=Clase 5: Vehículos de

Pos	Nbr	Name / Team	Sector 1			Sector 2			Sector 3			Sector 4			Theoret. Fastest	Actual best	In
			time	Lap	pos	time	Lap	pos	time	Lap	pos	time	Lap	pos			
1	88	Alvaro Rodríguez Sas tre	24.197	3	1	27.724	3	1	24.172	2	1	29.034	2	2	1:45.127	1:45.478	2
2	312	Pablo Hernández Zapata	24.387	5	2	27.843	4	2	24.394	4	2	28.924	5	1	1:45.548	1:45.665	4

Campeonato de Velocidad de la C.V.

Heat name : CTO Velocidad CV - Entrenamientos Cronometrado 2
Heat Date : 15 June 2024
Track name : Valencia - 4005 mtr.

Participants Started	: 26	Participants Classified	: 26
Participants Finished	: 12	Participants Not Classified	: 2
Participants Not Finished	: 14		

Green flag at	: 13:40:00	Heat recording start time	: 13:35:48
Finish flag waved at	: 13:58:22	Heat recording end time	: 14:02:46
Total time of the heat	: 18:22	Total of All Laps in Heat	: 115

Caution history during the heat

#	Start time	End time	Duration	Type	Comment
1	13:48:34	13:51:57	3:22	Red flag	RC.

Summary of best laptimes per class

Nbr	Name / Team name	Car	Cls	Fastest Laptime	In	Speed
10	Jaime Cela Talavera	Citroen Saxo 1.6	1	2:03.310	3	116.92
121	Jokin Castaño Rodrigo	Honda S2000	2	1:52.819	3	127.80
8	Iván Segura Sábado	Volkswagen Golf Gti	3	1:52.895	5	127.71
1	Ander Gamon Aguinagalde	Seat Leon MK2	4	1:51.320	5	129.52
88	Alvaro Rodriguez Sastre	Porsche 968 CS	5	1:45.478	2	136.69

Campeonato de Velocidad de la C.V.

15 June 2024
Valencia - 4005mtr.


CTO Velocidad CV

Final starting grid Carrera 2
Start Time : 16:15 - Heat Duration : 12 Laps

Pos	Nbr	Name	time	Pos	Nbr	Name	time
-----	-----	------	------	-----	-----	------	------

----- STARTLINE ----- Pole Right -----

2	312	Pablo Hernández Zapata	1: 45.665	Row 1	1	88	Alvaro Rodriguez Sastre	1: 45.478
4	121	Jokin Castaño Rodrigo	1: 52.819	Row 2	3	1	Ander Gamon Aguinagalde	1: 51.320
6	9	Germán López Balboa	1: 53.659	Row 3	5	8	Iván Segura Sábado	1: 52.895
8	5	Joaquín Rodrigo Pérez	1: 54.128	Row 4	7	58	Héctor Palacios Vázquez	1: 53.740
10	4	Ánchel Echegoyén Cortés	1: 56.331	Row 5	9	15	Iván Pérez Sánchez	1: 55.665
12	16	Guillem Cabrera Mpnoliu	2: 00.411	Row 6	11	11	Alejandro Mesquita de Queiros	1: 59.370
14	25	Carlos Cortés Rubio	2: 06.359	Row 7	13	10	Jaime Cela Talavera	2: 03.310
16	69	Salvador Sánchez Beltrán	2: 07.109	Row 8	15	13	Roberto Felix Moreno Cortés	2: 06.608
18	14	Jose Garcia Ramos	2: 07.798	Row 9	17	2	Fátima Farrona Vivas	2: 07.785
20	20	Jesús Lahoz Martín	2: 09.992	Row 10	19	6	Sylvain Xavier Soler	2: 09.624
22	37	Victor Cantín Piniilla	2: 13.923	Row 11	21	22	Guillermo Ibañez Barreiro	2: 10.388
24	51	Rubén Josa Zaurín	2: 15.742	Row 12	23	18	Carlos Arco Ramírez	2: 14.562
26	19	Juan Dominguez Roca		Row 13	25	21	Ricardo Millan Pedret	
				Row 14	27	17	Carlos Alberto Acosta R.	

Results: www.gettracereults.com			Timekeeping by : Circuit Ricardo Tormo	Publication-time
Presidente Comisarios Deportivos	Comisario Deportivos	Comisario Deportivos		
Vicente Royo (CD-0372-ESP/CV)	Manolo Gonzalez (CD-0455-ESP/CV)	Claudio Sabatini (CD-0423-ESP/CV)		
Page 1 of 1				

Campeonato de Velocidad de la C.V.

CTO Velocidad CV
Provisional Result Carrera 1

15 June 2024
Valencia - 4005mtr.

Pos	Nbr	Name / Entrant	Car	Cls	PIC	Gap	Total time	Fastest	In	Avg. Speed
1	312	Pablo Hernández Zapata Federación Andaluza Automovilismo	Porsche 911 GT3	5	1	-- 12 laps --	21:52.670	1:47.345	5	131.80
2	1	Ander Gamon Aguinagalde Real Automóvil Club Circuito Guadalupe	Seat Leon MK2	4	1	49.483	22:42.153	1:51.128	4	127.01
3	8	Iván Segura Sábado Real Automóvil Club Circuito Guadalupe	Volkswagen Golf Gti	3	1	1:10.082	23:02.752	1:53.573	4	125.12
4	121	Jokin Castaño Rodrigo Real Automóvil Club Circuito Guadalupe	Honda S2000	2	1	1:13.585	23:06.255	1:53.324	3	124.80
5	5	Joaquín Rodrigo Pérez Automóvil Club Zaragoza	Renault Clio Ciup IV	3	2	1:16.168	23:08.838	1:53.586	2	124.57
6	58	Héctor Palacios Vázquez A.C. Alicante	Mazda MX5	2	2	1:22.909	23:15.579	1:53.819	4	123.97
7	4	Francho Echegoyen Cortés Automóvil Club Zaragoza	Hyundai Coupé	2	3	1:36.166	23:28.836	1:54.896	5	122.80
8	9	Jose Luis Albors Alexandre Balbor Motorsport.c.a.	Renault Clio Cup IV	3	3	1:36.937	23:29.607	1:55.799	3	122.74
9	11	Alejandro Mesquita de Queiros Real Automóvil Club Circuito Guadalupe	Toyota MR-2	3	4	1:43.263	23:35.933	1:55.830	3	122.19
10	15	Iván Pérez Sánchez Automóvil Club Zaragoza	Honda Civic EG	2	4	-- 11 laps --	21:58.594	1:54.197	2	120.27
11	16	Guillem Cabrera Mntoliu Rallye Club Costa Azahar	Renault Megane	2	5	41.136	22:39.730	1:59.995	6	116.63
12	10	Jaime Cela Talavera Escuderia Rasante Sport	Citroen Saxo 1.6	1	1	49.943	22:48.537	2:01.598	5	115.88
13	20	Jesús Lahoz Martín Rallye Club Costa Azahar	Alfa Romeo GTV 1750 I	2	6	1:22.256	23:20.850	2:04.812	4	113.21
14	69	Salvador Sánchez Beltrán Automovil Club Vec	Citroen Saxo	1	2	1:26.844	23:25.438	2:03.678	4	112.84
15	14	Jose Garcia Ramos Automóvil Club Vec	Hyundai Accent GT	1	3	1:34.955	23:33.549	2:05.935	2	112.19
16	13	Roberto Felix Moreno Cortés Eficar Team	Hyundai Getz Copa Diesel	1	4	1:35.768	23:34.362	2:06.287	2	112.13
17	25	Carlos Cortés Rubio Eficar Team	Hyundai Getz Copa Diesel	1	5	1:51.983	23:50.577	2:07.183	3	110.86
18	2	Fátima Farrona Vivas Automovil Club Vec	Renault Clio Sport	2	7	2:02.694	24:01.288	2:07.011	4	110.03
19	6	Sylvain Xavier Soler Real Automóvil Club Circuito Guadalupe	Citroën Saxo 8v	1	6	-- 10 laps --	22:06.096	2:09.662	4	108.72
20	18	Carlos Arco Ramírez Real Automóvil Club Circuito Guadalupe	Citroën Saxo 8v	1	7	15.043	22:21.139	2:10.921	2	107.50
21	51	Adrián Josa Zaurín Federación Aragonesa Automovilismo	BMW E36 3201	2	8	21.968	22:28.064	2:12.509	4	106.95
22	37	Victor Cantín Pinilla Real Automóvil Club Circuito Guadalupe	Citroen Saxo 8v	1	8	27.794	22:33.890	2:12.670	2	106.49

Fastest time : 1:47.345 in lap 5 by nbr. 312: Pablo Hernández Zapata(Pablo Hernández Zapata) (Porsche)

Publication-time

Results: www.getraceresults.com

Timekeeping by : Circuit Ricardo Tormo

Director de Carrera

Cronometraje

Ignacio Mulet (DC -3535-ESP/CV)

Rafael Sanmartín (JOB-0517-ESP/CV)



Campeonato de Velocidad de la C.V.

CTO Velocidad CV
Provisional Result Carrera 1

15 June 2024
Valencia - 4005mtr.

Pos	Nbr	Name / Entrant	Car	Cls	PIC	Gap	Total time	Fastest	In	Avg. Speed
23	19	Juan Dominguez Roca Automovil Club Vec	Citroen Saxo 8v	1	9	33.268	22:39.364	2:09.167	2	106.06
24	17	Carlos Alberto Acosta R. Automovil Club Vec	Citroen Saxo 8v	1	10	1:06.419	23:12.515	2:16.492	9	103.53
25	88	Luis Lopez Anos Real Automóvil Club Circuito Guadalupe	Porsche 968 CS	5	2	-- 7 laps --	14:46.906	1:52.696	2	113.79
Not Classified in Class 1			Classification limit (50% of 11 Laps) = 6 Laps							
DNC	22	Guillermo Ibañez Barreiro Real Automóvil Club Circuito Guadalupe	Citroen Saxo	1		-- 4 laps --	9:11.234	2:10.512	2	104.62
Not Started in Class : 2										
DNS	21	Ricardo Millan Pedret Motor Classic Sabadell	Mazda MX5	2						

CAR #14 - 5 SECONDS TIME PENALTY - 4 TIMES TRACK LIMITS

Fastest time : 1:47.345 in lap 5 by nbr. 312: Pablo Hernández Zapata(Pablo Hernández Zapata) (Porsche)

Publication-time

Results: www.getraceresults.com

Timekeeping by : Circuit Ricardo Tormo

Director de Carrera

Cronometraje

Ignacio Mulet (DC -3535-ESP/CV)

Rafael Sanmartín (JOB-0517-ESP/CV)



Campeonato de Velocidad de la C.V.

Positions for each lap - Carrera 1

15 June 2024

Valencia - 4005mtr.

CTO Velocidad CV

Positions for each lap

Pos	Nr.	Name	1	2	3	4	5	6	7	8	9	10	11	12
1	312	Pablo Hernández Zapata	312	312	312	312	312	312	312	312	312	312	312	312
2	1	Ander Gamon Aguinagalde	1	1	1	1	1	1	1	1	1	1	1	1
3	8	Iván Segura Sábado	15	88	88	88	88	8	8	8	8	8	8	8
4	121	Jokin Castaño Rodrigo	88	15	15	121	8	121	121	121	121	121	121	121
5	5	Joaquín Rodrigo Pérez	121	121	121	15	121	88	58	5	5	5	5	5
6	58	Héctor Palacios Vázquez	58	58	8	8	15	58	5	15	58	58	58	58
7	4	Francho Echegoyen Cortés	8	8	58	58	58	5	15	58	4	4	4	4
8	9	Jose Luis Albors Alexandre	5	5	5	5	5	15	4	4	9	9	9	9
9	11	Alejandro Mesquita de Queiros	9	9	9	9	9	9	9	9	11	11	11	11
10	15	Iván Pérez Sánchez	11	11	11	4	4	4	11	11	15	15	15	
11	16	Guillem Cabrera Mntollu	4	4	4	11	11	11	16	16	16	16	16	
12	10	Jaime Cela Talavera	69	16	16	16	16	16	10	10	10	10	10	
13	20	Jesús Lahoz Martín	16	69	69	10	10	10	88	69	20	20	20	
14	69	Salvador Sánchez Beltrán	10	10	10	69	69	69	69	20	69	69	69	
15	14	Jose Garcia Ramos	14	14	14	20	14	20	20	14	14	14	14	
16	13	Roberto Felix Moreno Cortés	13	13	20	14	20	14	14	13	13	13	13	
17	25	Carlos Cortés Rubio	20	20	13	13	13	13	13	25	25	25	25	
18	2	Fátima Farrona Vivas	25	25	25	25	25	25	25	2	2	2	2	
19	6	Sylvain Xavier Soler	6	6	6	2	2	2	2	19	19	6		
20	18	Carlos Arco Ramírez	18	18	2	6	6	6	19	6	6	18		
21	51	Adrián Josa Zaurin	19	19	19	19	19	19	6	18	18	51		
22	37	Victor Cantín Pinilla	2	2	18	18	18	18	18	51	51	37		
23	19	Juan Domínguez Roca	37	37	37	37	51	51	51	37	37	19		
24	17	Carlos Alberto Acosta R.	51	51	51	51	37	37	37	17	17	17		
25	88	Luis Lopez Anos	17	22	22	22	17	17	17					
26	22	Guillermo Ibañez Barreiro	22	17	17	17								

Campeonato de Velocidad de la C.V.

CTO Velocidad CV

Laps and Sector Times - Carrera 1

Valencia - 4005mtr.

1								Ander Gamon Aguinagalde								Seat Leon MK2							
lap	Sect-1	Sect-2	Sect-3	Sect-4	TopSpeed	laptime	pit	lap	Sect-1	Sect-2	Sect-3	Sect-4	Topspeed	laptime	pit								
1	30.106	29.237	<u>25.623</u>	<u>30.857</u>	138.8	1:55.823		7	25.900	29.212	26.810	31.429	188.9	1:53.351									
2	25.786	29.369	25.749	31.024	188.9	1:51.928		8	26.372	29.473	26.458	32.025	188.9	1:54.328									
3	25.836	29.500	25.759	30.667	188.4	1:51.762		9	26.103	29.630	26.859	32.611	187.3	1:55.203									
4	<u>25.310</u>	<u>29.176</u>	25.713	30.929	<u>190.0</u>	<u>1:51.128</u>		10	26.116	29.317	26.021	31.063	187.8	1:52.517									
5	25.963	29.357	26.034	31.066	188.4	1:52.420		11	26.067	29.432	27.077	31.315	189.5	1:53.891									
6	25.916	29.202	25.958	31.709	188.9	1:52.785		12	26.162	30.387	26.547	31.748	<u>190.0</u>	1:54.844									

2								Fátima Farrona Vivas								Renault Clio Sport							
lap	Sect-1	Sect-2	Sect-3	Sect-4	TopSpeed	laptime	pit	lap	Sect-1	Sect-2	Sect-3	Sect-4	Topspeed	laptime	pit								
1	34.337	36.141	30.996	37.666	132.5	2:19.140		7	29.858	33.674	29.664	36.460	155.4	2:09.656									
2	30.284	33.322	29.361	35.613	148.6	2:08.580		8	30.996	34.302	<u>29.013</u>	36.758	148.6	2:11.069									
3	29.821	33.546	29.139	35.451	<u>164.1</u>	2:07.957		9	30.901	33.137	30.376	36.262	147.3	2:10.676									
4	<u>29.151</u>	<u>32.499</u>	29.467	35.894	160.4	<u>2:07.011</u>		10	30.108	34.056	29.668	36.410	149.0	2:10.242									
5	30.061	33.473	29.378	37.363	151.8	2:10.275		11	30.301	33.804	29.236	35.813	148.6	2:09.154									
6	30.136	33.186	29.407	35.835	151.8	2:08.564		12															

4								Francho Echegoyen Cortés								Hyundai Coupé							
lap	Sect-1	Sect-2	Sect-3	Sect-4	TopSpeed	laptime	pit	lap	Sect-1	Sect-2	Sect-3	Sect-4	Topspeed	laptime	pit								
1	31.094	31.164	27.238	32.798	133.1	2:02.294		7	26.975	30.758	27.305	32.443	171.0	1:57.481									
2	26.792	30.563	26.340	32.620	171.4	1:56.315		8	26.719	30.955	26.873	32.077	169.6	1:56.624									
3	26.611	30.596	26.696	32.363	171.0	1:56.266		9	26.887	30.628	26.738	32.938	169.2	1:57.191									
4	<u>26.310</u>	30.537	<u>26.161</u>	<u>32.499</u>	171.4	1:55.507		10	26.595	30.377	26.830	32.324	167.4	1:56.126									
5	26.385	30.380	26.311	31.820	<u>172.3</u>	<u>1:54.896</u>		11	27.527	<u>30.276</u>	26.834	31.893	167.4	1:56.530									
6	26.814	30.457	26.328	32.228	170.1	1:55.827		12	26.888	30.493	27.100	32.360	161.2	1:56.841									

5								Joaquín Rodrigo Pérez								Renault Clio Ciuip IV							
lap	Sect-1	Sect-2	Sect-3	Sect-4	TopSpeed	laptime	pit	lap	Sect-1	Sect-2	Sect-3	Sect-4	Topspeed	laptime	pit								
1	30.420	30.688	27.774	31.706	133.6	2:00.588		7	26.297	30.275	28.045	32.967	<u>177.5</u>	1:57.584									
2	<u>26.162</u>	29.772	<u>26.087</u>	<u>31.565</u>	176.6	<u>1:53.586</u>		8	26.231	29.976	26.402	31.658	175.1	1:54.267									
3	26.547	29.973	26.398	31.507	176.1	1:54.425		9	26.613	29.908	26.271	31.876	173.7	1:54.668									
4	26.480	30.025	26.088	31.746	<u>177.5</u>	1:54.339		10	26.714	30.102	26.539	31.768	171.9	1:55.123									
5	26.335	29.873	26.560	31.628	<u>177.5</u>	1:54.396		11	26.713	29.847	26.762	31.783	173.3	1:55.105									
6	26.247	29.844	26.780	32.099	176.6	1:54.970		12	26.644	<u>29.731</u>	26.387	32.207	171.0	1:54.969									

6								Sylvain Xavier Soler								Citroën Saxo 8v							
lap	Sect-1	Sect-2	Sect-3	Sect-4	TopSpeed	laptime	pit	lap	Sect-1	Sect-2	Sect-3	Sect-4	Topspeed	laptime	pit								
1	33.502	34.922	<u>29.551</u>	<u>36.074</u>	<u>136.4</u>	2:14.049		6	30.383	34.392	30.094	35.835		2:10.704									
2	<u>29.726</u>	<u>34.321</u>	29.890	36.360		2:10.297		7			30.448	36.168		2:11.964									
3	30.314			35.979		2:11.264		8	31.279	34.825				2:11.375									
4	29.980			36.150		<u>2:09.662</u>		9			29.708	<u>35.797</u>		2:12.050									
5	30.166	34.974	30.120	36.468		2:11.728		10	30.014	36.476	29.904	37.688		2:14.082									

8								Iván Segura Sábado								Volkswagen Golf Gti							
lap	Sect-1	Sect-2	Sect-3	Sect-4	TopSpeed	laptime	pit	lap	Sect-1	Sect-2	Sect-3	Sect-4	Topspeed	laptime	pit								
1	32.271	30.121	26.949	31.072	127.8	2:00.413		7	26.544	29.783	26.909	31.287	181.5	1:54.523									
2	26.126	29.949	26.514	31.051	<u>187.3</u>	1:53.640		8	26.234	<u>29.486</u>	26.908	31.897	180.5	1:54.525									
3	26.984	29.874	26.051	31.045	185.7	1:53.954		9	26.837	29.736	<u>25.934</u>	31.444	179.5	1:53.951									
4	<u>26.032</u>	29.577	26.342	31.622		<u>1:53.573</u>		10	26.306	29.808	26.359	31.261	178.5	1:53.734									
5	26.375	29.805	26.490	31.322	182.0	1:53.992		11	26.666	30.102	26.714	32.460	181.0	1:55.942									
6	26.255	30.168	26.753	31.507	183.1	1:54.683		12	26.585	29.941	26.798	32.435	180.5	1:55.759									

Campeonato de Velocidad de la C.V.

CTO Velocidad CV

Laps and Sector Times - Carrera 1

Valencia - 4005mtr.

9		Jose Luis Albors Aleixandre						Renault Clio Cup IV							
lap	Sect-1	Sect-2	Sect-3	Sect-4	TopSpeed	laptime	pit	lap	Sect-1	Sect-2	Sect-3	Sect-4	Topspeed	laptime	pit
1	30.413	31.039	<u>26.392</u>	<u>31.921</u>	140.3	1:59.765		7	27.408	30.836	28.682	32.410	175.6	1:59.336	
2	27.118	<u>30.281</u>	26.783	31.639	<u>178.5</u>	1:55.821		8	26.679	30.800	27.397	32.006	177.0	1:56.882	
3	26.754	30.346	26.756	31.943	176.1	<u>1:55.799</u>		9	26.795	30.683	26.612	32.612	176.1	1:56.702	
4	27.307	30.471	26.892	32.124	174.2	1:56.794		10	<u>26.624</u>	30.513	26.856	31.888	177.5	1:55.881	
5	27.023	30.518	26.437	31.913	175.6	1:55.891		11	27.448	30.585	26.857	32.107	<u>178.5</u>	1:56.997	
6	26.899	30.411	26.564	32.100	175.6	1:55.974		12	26.962	30.495	27.202	31.948	177.0	1:56.607	

10		Jaime Cela Talavera						Citroen Saxo 1.6							
lap	Sect-1	Sect-2	Sect-3	Sect-4	TopSpeed	laptime	pit	lap	Sect-1	Sect-2	Sect-3	Sect-4	Topspeed	laptime	pit
1	32.038	33.385	28.829	34.756	135.0	2:09.008		7	29.141	31.773	28.012	35.340	153.2	2:04.266	
2	<u>28.517</u>	31.669	27.881	34.189	154.3	2:02.256		8	29.400	31.688	27.875	34.377	152.8	2:03.340	
3	29.092	32.025	28.371	34.088	151.4	2:03.576		9	29.275	31.850	28.076	33.862	<u>155.0</u>	2:03.063	
4	29.058	32.079	27.621	33.532	<u>155.0</u>	2:02.290		10	29.082	31.835	27.840	34.672	153.6	2:03.429	
5	28.897	31.503	27.657	33.541	152.5	<u>2:01.598</u>		11	29.266	33.725	27.876	34.465	150.7	2:05.332	
6	29.139	<u>31.326</u>	<u>27.518</u>	<u>34.416</u>	151.4	2:02.399		12							

11		Alejandro Mesquita de Queiros						Toyota MR-2							
lap	Sect-1	Sect-2	Sect-3	Sect-4	TopSpeed	laptime	pit	lap	Sect-1	Sect-2	Sect-3	Sect-4	Topspeed	laptime	pit
1	31.538	31.467	27.416	31.859	132.2	2:02.280		7	27.189	30.907	27.182	32.603	171.0	1:57.881	
2	26.551	30.697	27.049	32.435	185.1	1:56.732		8	26.754	30.870	26.611	32.638	174.7	1:56.873	
3	<u>26.117</u>	30.701	<u>26.583</u>	<u>32.429</u>	<u>189.5</u>	<u>1:55.830</u>		9	26.440	30.975	26.913	32.497	182.5	1:56.825	
4	26.857	32.090	27.061	32.813	180.5	1:58.821		10	26.532	31.556	26.913	32.863	177.0	1:57.864	
5	26.335	30.947	26.867	32.574	179.0	1:56.723		11	26.440	<u>30.430</u>	26.709	32.464	178.0	1:56.043	
6	26.889	30.858	26.736	32.642	173.7	1:57.125		12	26.326	31.494	27.117	32.384	177.5	1:57.321	

13		Roberto Felix Moreno Cortés						Hyundai Getz Copa Diesel							
lap	Sect-1	Sect-2	Sect-3	Sect-4	TopSpeed	laptime	pit	lap	Sect-1	Sect-2	Sect-3	Sect-4	Topspeed	laptime	pit
1	33.764	33.936	28.722	35.691	125.6	2:12.113		7	29.609	33.081	28.711	35.292	149.7	2:06.693	
2	29.582	<u>32.838</u>	28.779	35.088	<u>151.0</u>	<u>2:06.287</u>		8	29.639	33.728	29.092	35.518	149.0	2:07.977	
3	29.812	33.391	28.987	35.145	150.7	2:07.335		9	29.756	33.242	29.407	35.664	149.3	2:08.069	
4	29.613	33.019	29.001	35.342	150.3	2:06.975		10	29.694	33.372	29.461	35.229	150.0	2:07.756	
5	30.041	33.010	28.999	35.218	149.7	2:07.268		11	<u>29.272</u>	33.183	31.149	35.376	149.7	2:08.980	
6	29.776	33.594	<u>28.692</u>	<u>35.558</u>	149.7	2:07.620		12							

14		Jose Garcia Ramos						Hyundai Accent GT							
lap	Sect-1	Sect-2	Sect-3	Sect-4	TopSpeed	laptime	pit	lap	Sect-1	Sect-2	Sect-3	Sect-4	Topspeed	laptime	pit
1	31.931	33.145	28.612	35.431	130.1	2:09.119		7	29.214	32.996	28.941	35.421	150.0	2:06.572	
2	29.184	<u>32.811</u>	<u>28.464</u>	<u>35.476</u>	<u>152.8</u>	<u>2:05.935</u>		8	29.028	32.927	28.753	35.841	150.7	2:06.549	
3	29.197	32.986	28.722	35.509	151.4	2:06.414		9	28.991	32.921	29.325	35.299	151.0	2:06.536	
4	29.352	33.016	28.719	35.894	151.0	2:06.981		10	<u>28.922</u>	33.491	32.977	36.055	<u>152.8</u>	2:11.445	
5	29.440	33.100	28.840	35.217	151.4	2:06.597		11	29.110	33.017	28.956	35.575	152.1	2:06.658	
6	29.931	33.178	29.054	35.601	151.8	2:07.764		12							

15		Iván Pérez Sánchez						Honda Civic EG							
lap	Sect-1	Sect-2	Sect-3	Sect-4	TopSpeed	laptime	pit	lap	Sect-1	Sect-2	Sect-3	Sect-4	Topspeed	laptime	pit
1	30.450	29.843	25.880	31.550	134.4	1:57.723		7	26.633	31.376	29.675	32.323	<u>176.1</u>	2:00.007	
2	26.663	29.760	<u>25.876</u>	<u>31.898</u>	175.6	<u>1:54.197</u>		8	26.682	30.256	26.492	32.487	173.7	1:55.917	
3	<u>26.602</u>	30.086	26.164	31.970	174.2	1:54.822		9	39.245	33.801	31.242	36.563	172.8	2:20.851	
4	26.897	<u>29.699</u>	26.498	31.965	174.2	1:55.059		10	28.960	30.871	27.112	32.646	164.1	1:59.589	

Campeonato de Velocidad de la C.V.

CTO Velocidad CV

Laps and Sector Times - Carrera 1

Valencia - 4005mtr.

5	26.804	30.171	26.269	31.935	174.2	1:55.179	11	29.743	33.060	27.762	34.202	173.7	2:04.767
6	27.005	30.027	27.025	32.774	174.7	1:56.831	12						

16 Guillem Cabrera Mpontoliu								Renault Megane							
lap	Sect-1	Sect-2	Sect-3	Sect-4	TopSpeed	laptime	pit	lap	Sect-1	Sect-2	Sect-3	Sect-4	Topspeed	laptime	pit
1	32.342	33.247	28.375	33.774	132.5	2:07.738		7	27.618	31.660	27.667	33.892	167.4	2:00.837	
2	27.635	31.623	<u>27.533</u>	<u>33.723</u>	<u>168.3</u>	2:00.514		8	<u>27.412</u>	31.736	40.861	33.478	167.0	2:13.487	
3	27.840	32.104	27.798	33.625	167.0	2:01.367		9	27.923	31.959	27.930	34.311	167.0	2:02.123	
4	27.926	31.799	28.049	33.646	167.4	2:01.420		10	27.750	32.177	27.625	33.412	167.0	2:00.964	
5	27.640	31.947	27.842	33.611	167.9	2:01.040		11	27.597	32.121	28.156	34.526	167.9	2:02.400	
6	27.456	<u>31.608</u>	27.806	33.125	167.9	<u>1:59.995</u>		12							

17 Carlos Alberto Acosta R.								Citroen Saxo 8v							
lap	Sect-1	Sect-2	Sect-3	Sect-4	TopSpeed	laptime	pit	lap	Sect-1	Sect-2	Sect-3	Sect-4	Topspeed	laptime	pit
1	34.943	35.944	30.717	38.963	130.6	2:20.567		6	32.500	35.598	31.823	41.340	143.0	2:21.261	
2	32.197	36.052	<u>30.663</u>	<u>38.141</u>	<u>144.6</u>	2:17.053		7	31.905	35.726	31.218	38.675	141.8	2:17.524	
3	32.235	35.641	30.888	39.256	144.0	2:18.020		8	31.888	35.484	31.077	38.314	142.1	2:16.763	
4	32.170	35.831	31.288	38.548	142.7	2:17.837		9	<u>31.362</u>	35.437	31.557	<u>38.136</u>	143.4	<u>2:16.492</u>	
5	32.286	35.847	31.757	39.100	143.0	2:18.990		10	31.672	<u>35.414</u>	31.099	38.471	143.4	2:16.656	

18 Carlos Arco Ramirez								Citroen Saxo 8v							
lap	Sect-1	Sect-2	Sect-3	Sect-4	TopSpeed	laptime	pit	lap	Sect-1	Sect-2	Sect-3	Sect-4	Topspeed	laptime	pit
1	33.102	34.637	30.223	36.308	130.9	2:14.270		6	30.795	34.919	30.313	36.896	142.4	2:12.923	
2	<u>29.948</u>	<u>34.314</u>	30.129	36.530	<u>148.6</u>	<u>2:10.921</u>		7	30.901	35.259	<u>29.822</u>	36.700	145.0	2:12.682	
3	30.404	34.377	31.111	38.855	146.6	2:14.747		8	30.406	36.686	29.927	36.567	145.6	2:13.586	
4	31.182	34.769	30.206	37.011	144.6	2:13.168		9	30.419	34.562	30.102	37.344	146.6	2:12.427	
5	31.672	34.451	30.269	37.176	144.0	2:13.568		10	30.314	34.624	30.478	37.189	144.3	2:12.605	

19 Juan Dominguez Roca								Citroen Saxo 8v							
lap	Sect-1	Sect-2	Sect-3	Sect-4	TopSpeed	laptime	pit	lap	Sect-1	Sect-2	Sect-3	Sect-4	Topspeed	laptime	pit
1	32.410	34.890	29.988	37.221	133.1	2:14.509		6	30.509	34.831	29.821	35.875	<u>154.3</u>	2:11.036	
2	<u>29.766</u>	34.026	<u>29.483</u>	<u>35.892</u>	150.7	<u>2:09.167</u>		7	29.874	34.323	30.075	36.045	152.5	2:10.317	
3	30.322	34.121	30.012	36.050	152.8	2:10.505		8	31.733	34.447	29.658	36.395	150.3	2:12.233	
4	29.893	<u>34.008</u>	29.779	36.026	151.8	2:09.706		9	30.739	34.474	29.815	36.196	148.3	2:11.224	
5	29.874	34.204	29.678	35.706	150.0	2:09.462		10	30.674	39.916	39.447	Pit In	148.3	<u>2:48.464</u>	

20 Jesús Lahoz Martín								Alfa Romeo GTV 1750 I							
lap	Sect-1	Sect-2	Sect-3	Sect-4	TopSpeed	laptime	pit	lap	Sect-1	Sect-2	Sect-3	Sect-4	Topspeed	laptime	pit
1	33.424	34.181	28.745	35.444	134.2	2:11.794		7	29.168	<u>32.658</u>	28.240	35.280	156.5	2:05.346	
2	29.328	33.373	28.551	34.313	<u>159.6</u>	2:05.565		8	29.593	32.728	28.688	34.896	155.8	2:05.905	
3	<u>28.947</u>	33.232	28.240	34.672	156.9	2:05.091		9	29.432	32.764	28.417	34.529	157.3	2:05.142	
4	29.085	32.816	<u>28.053</u>	<u>34.858</u>	158.8	<u>2:04.812</u>		10	29.822	33.464	28.218	35.422	155.4	2:06.926	
5	30.087	33.497	28.954	34.838	156.1	2:07.376		11	30.083	33.421	28.962	34.997	157.7	2:07.463	
6	29.702	32.713	28.443	36.057	158.0	2:06.915		12							

22 Guillermo Ibañez Barreiro								Citroen Saxo							
lap	Sect-1	Sect-2	Sect-3	Sect-4	TopSpeed	laptime	pit	lap	Sect-1	Sect-2	Sect-3	Sect-4	Topspeed	laptime	pit
1	Pit Out	34.530	29.941	36.122		<u>2:08.894</u>		3	<u>30.059</u>	34.446	29.803	36.409	147.6	2:10.717	
2	30.118	<u>34.364</u>	<u>29.632</u>	<u>36.398</u>	147.3	<u>2:10.512</u>		4	30.099	36.331	29.787	39.675	<u>150.3</u>	2:15.892	

Campeonato de Velocidad de la C.V.

CTO Velocidad CV

Laps and Sector Times - Carrera 1

Valencia - 4005mtr.

25 Carlos Cortés Rubio								Hyundai Getz Copa Diesel							
lap	Sect-1	Sect-2	Sect-3	Sect-4	TopSpeed	laptime	pit	lap	Sect-1	Sect-2	Sect-3	Sect-4	Topspeed	laptime	pit
1	34.277	34.606	<u>28.903</u>	<u>35.390</u>	128.6	2:13.176		7	<u>29.603</u>	33.380	29.440	36.934	150.0	2:09.357	
2	29.792	33.364	28.910	35.420	<u>152.1</u>	2:07.486		8	29.836	33.789	29.140	35.551	149.3	2:08.316	
3	29.917	<u>32.883</u>	28.945	35.438	149.7	<u>2:07.183</u>		9	30.332	33.723	29.237	35.993	149.0	2:09.285	
4	29.958	33.127	29.000	35.984	149.3	2:08.069		10	29.638	33.919	31.452	36.312	151.0	2:11.321	
5	29.762	33.301	29.091	35.463	149.3	2:07.617		11	30.226	34.392	30.671	36.737	150.3	2:12.026	
6	30.366	33.716	29.380	35.531	149.3	2:08.993		12							

37 Víctor Cantón Pinilla								Citroen Saxo 8v							
lap	Sect-1	Sect-2	Sect-3	Sect-4	TopSpeed	laptime	pit	lap	Sect-1	Sect-2	Sect-3	Sect-4	Topspeed	laptime	pit
1	33.433	35.443	30.473	38.959	130.6	2:18.308		6	30.686	35.460	31.841	39.001	147.9	2:16.988	
2	30.260	34.911	<u>30.327</u>	<u>37.172</u>	<u>150.7</u>	<u>2:12.670</u>		7	<u>30.089</u>	35.667	30.399	37.231	148.3	2:13.386	
3	30.348	35.006	30.565	37.178	147.9	2:13.097		8	30.430	<u>34.871</u>	30.618	<u>37.023</u>	147.3	2:12.942	
4	30.311	34.963	30.546	37.086	146.9	2:12.906		9	30.728	36.289	30.547	37.140	146.6	2:14.704	
5	30.382	35.007	31.162	37.647	145.3	2:14.198		10	30.599	35.168	31.100	37.374	145.6	2:14.241	

51 Adrián Josa Zaurín								BMW E36 320i							
lap	Sect-1	Sect-2	Sect-3	Sect-4	TopSpeed	laptime	pit	lap	Sect-1	Sect-2	Sect-3	Sect-4	Topspeed	laptime	pit
1	33.586	35.964	30.352	38.225	127.6	2:18.127		6	31.348	35.396	30.674	37.359	145.9	2:14.777	
2	<u>30.984</u>	34.544	30.202	37.465	<u>150.3</u>	2:13.195		7	31.294	<u>34.524</u>	30.702	37.020	145.0	2:13.540	
3	31.117	34.677	30.045	36.939	146.9	2:12.778		8	30.988	34.576	<u>29.991</u>	37.173	145.6	2:12.728	
4	31.075	34.612	30.079	36.743	147.9	<u>2:12.509</u>		9	31.103	34.703	30.027	37.077	144.0	2:12.910	
5	31.014	34.558	30.535	37.363	145.9	2:13.470		10	31.191	34.559	30.133	37.113	144.3	2:12.996	

58 Héctor Palacios Vázquez								Mazda MX5							
lap	Sect-1	Sect-2	Sect-3	Sect-4	TopSpeed	laptime	pit	lap	Sect-1	Sect-2	Sect-3	Sect-4	Topspeed	laptime	pit
1	30.591	30.226	<u>26.096</u>	<u>31.665</u>	138.5	1:58.578		7	26.546	30.033	27.537	32.245	177.0	1:56.361	
2	26.441	<u>29.693</u>	26.556	31.420	176.1	1:54.110		8	26.576	29.784	33.594	31.513	174.2	2:01.467	
3	26.992	29.771	26.844	31.310	179.0	1:54.917		9	26.371	30.602	26.696	32.331	175.1	1:56.000	
4	<u>26.184</u>	29.760	26.215	31.660	<u>179.5</u>	<u>1:53.819</u>		10	26.522	30.119	26.530	31.446	172.3	1:54.617	
5	26.379	29.779	26.508	31.536	177.5	1:54.202		11	26.596	29.957	26.445	31.971	174.2	1:54.969	
6	26.257	29.784	27.714	32.202	178.0	1:55.957		12	26.428	30.463	26.751	31.775	172.8	1:55.417	

69 Salvador Sánchez Beltrán								Citroen Saxo							
lap	Sect-1	Sect-2	Sect-3	Sect-4	TopSpeed	laptime	pit	lap	Sect-1	Sect-2	Sect-3	Sect-4	Topspeed	laptime	pit
1	32.145	32.462	28.179	34.636	131.4	2:07.422		7	30.045	33.534	29.615	35.612	155.0	2:08.806	
2	29.344	<u>32.093</u>	<u>28.132</u>	<u>34.563</u>	149.7	2:04.132		8	30.400	33.098	29.304	35.795	155.0	2:08.597	
3	28.891	32.162	28.232	34.446	158.0	2:03.731		9	30.645	32.680	28.917	35.168	156.1	2:07.410	
4	<u>28.843</u>	32.363	28.154	34.318	158.0	<u>2:03.678</u>		10	30.598	32.544	29.691	35.446	156.5	2:08.279	
5	28.911	32.623	28.812	34.981	<u>160.0</u>	2:05.327		11	29.903	33.380	29.607	36.167	156.9	2:09.057	
6	29.704	33.737	31.437	36.682	157.3	2:11.560		12							

88 Luis Lopez Anos								Porsche 968 CS							
lap	Sect-1	Sect-2	Sect-3	Sect-4	TopSpeed	laptime	pit	lap	Sect-1	Sect-2	Sect-3	Sect-4	Topspeed	laptime	pit
1	29.670	30.676	26.170	31.394	149.3	1:57.910		5	26.301	29.979	26.710	31.508	186.7	1:54.498	
2	26.025	29.790	<u>25.888</u>	<u>30.993</u>	190.0	<u>1:52.696</u>		6	26.760	30.904	27.926	32.084	191.7	1:57.674	
3	<u>25.859</u>	<u>29.602</u>	26.880	31.125	<u>192.3</u>	1:53.466		7	26.532	30.125	50.315	Pit In	191.7	3:10.663	
4	26.138	30.049	26.587	32.354	191.2	1:55.128		8							

Campeonato de Velocidad de la C.V.

CTO Velocidad CV

Laps and Sector Times - Carrera 1

Valencia - 4005mtr.

121 Jokin Castaño Rodrigo							Honda S2000								
lap	Sect-1	Sect-2	Sect-3	Sect-4	TopSpeed	laptime	pit	lap	Sect-1	Sect-2	Sect-3	Sect-4	Topspeed	laptime	pit
1	31.790	30.192	26.361	31.970	124.9	2:00.313		7	26.318	29.882	27.295	31.755	172.3	1:55.250	
2	26.493	30.137	26.396	31.511	173.7	1:54.537		8	26.314	29.709	26.512	32.072	171.4	1:54.607	
3	<u>26.036</u>	29.485	26.229	31.574	173.3	<u>1:53.324</u>		9	26.345	30.569	26.636	31.640	170.1	1:55.190	
4	26.252	<u>29.445</u>	<u>26.223</u>	<u>31.742</u>	<u>174.2</u>	1:53.662		10	27.050	29.670	26.537	32.044	170.1	1:55.301	
5	26.527	30.269	26.493	32.105	171.0	1:55.394		11	26.350	30.286	27.033	32.240	169.6	1:55.909	
6	26.609	30.357	26.800	31.644	171.4	1:55.410		12	26.336	29.803	26.621	32.093	169.6	1:54.853	

312 Pablo Hernández Zapata							Porsche 911 GT3								
lap	Sect-1	Sect-2	Sect-3	Sect-4	TopSpeed	laptime	pit	lap	Sect-1	Sect-2	Sect-3	Sect-4	Topspeed	laptime	pit
1	29.720	28.811	24.983	29.495		1:53.009		7	25.174	28.932	25.329	29.754		1:49.189	
2	25.005	28.710	25.229	29.522		1:48.466		8	24.809	28.578	25.633	30.063	<u>212.5</u>	1:49.083	
3	25.241	28.863	25.183	29.716		1:49.003		9	25.505	28.798	25.108	29.656		1:49.067	
4	25.163	28.631	24.937	29.387		1:48.118		10	24.884	28.971	25.260	29.646		1:48.761	
5	<u>24.666</u>	28.752	25.007	28.920		<u>1:47.345</u>		11	25.416	29.646	25.700	30.012		1:50.774	
6	25.063	<u>28.570</u>	<u>24.597</u>	<u>29.735</u>		1:47.965		12	25.179	30.186	25.067	29.962		1:50.394	

Campeonato de Velocidad de la C.V.

CTO Velocidad CV
Laptimes - Carrera 1

15 June 2024
Valencia - 4005mtr.

Nbr	Name	Laps	lap	Lap ..1	Lap ..2	Lap ..3	Lap ..4	Lap ..5	Lap ..6	Lap ..7	Lap ..8	Lap ..9	Lap ..0
312	Pablo Hernández Zapata	12	1 - 10	1:53.009	1:48.466	1:49.003	1:48.118	1:47.345	1:47.965	1:49.189	1:49.083	1:49.067	1:48.761
			11 - 20	1:50.774	1:50.394								
1	Ander Gamon Aguinagalde	12	1 - 10	1:55.823	1:51.928	1:51.762	1:51.128	1:52.420	1:52.785	1:53.351	1:54.328	1:55.203	1:52.517
			11 - 20	1:53.891	1:54.844								
8	Iván Segura Sábado	12	1 - 10	2:00.413	1:53.640	1:53.954	1:53.573	1:53.992	1:54.683	1:54.523	1:54.525	1:53.951	1:53.734
			11 - 20	1:55.942	1:55.759								
121	Jokin Castaño Rodrigo	12	1 - 10	2:00.313	1:54.537	1:53.324	1:53.662	1:55.394	1:55.410	1:55.250	1:54.607	1:55.190	1:55.301
			11 - 20	1:55.909	1:54.853								
5	Joaquín Rodrigo Pérez	12	1 - 10	2:00.588	1:53.586	1:54.425	1:54.339	1:54.396	1:54.970	1:57.584	1:54.267	1:54.668	1:55.123
			11 - 20	1:55.105	1:54.969								
58	Héctor Palacios Vázquez	12	1 - 10	1:58.578	1:54.110	1:54.917	1:53.819	1:54.202	1:55.957	1:56.361	2:01.467	1:56.000	1:54.617
			11 - 20	1:54.969	1:55.417								
4	Francho Echegoyen Cortés	12	1 - 10	2:02.294	1:56.315	1:56.266	1:55.507	1:54.896	1:55.827	1:57.481	1:56.624	1:57.191	1:56.126
			11 - 20	1:56.530	1:56.841								
9	Jose Luis Albors Aleixandre	12	1 - 10	1:59.765	1:55.821	1:55.799	1:56.794	1:55.891	1:55.974	1:59.336	1:56.882	1:56.702	1:55.881
			11 - 20	1:56.997	1:56.607								
11	Alejandro Mesquita de Queiros	12	1 - 10	2:02.280	1:56.732	1:55.830	1:58.821	1:56.723	1:57.125	1:57.881	1:56.873	1:56.825	1:57.864
			11 - 20	1:56.043	1:57.321								
15	Iván Pérez Sánchez	11	1 - 10	1:57.723	1:54.197	1:54.822	1:55.059	1:55.179	1:56.831	2:00.007	1:55.917	2:20.851	1:59.589
			11 - 20	2:04.767									
16	Guillem Cabrera Mptoliu	11	1 - 10	2:07.738	2:00.514	2:01.367	2:01.420	2:01.040	1:59.995	2:00.837	2:13.487	2:02.123	2:00.964
			11 - 20	2:02.400									
10	Jaime Cela Talavera	11	1 - 10	2:09.008	2:02.256	2:03.576	2:02.290	2:01.598	2:02.399	2:04.266	2:03.340	2:03.063	2:03.429
			11 - 20	2:05.332									
20	Jesús Lahoz Martín	11	1 - 10	2:11.794	2:05.565	2:05.091	2:04.812	2:07.376	2:06.915	2:05.346	2:05.905	2:05.142	2:06.926
			11 - 20	2:07.463									
69	Salvador Sánchez Beltrán	11	1 - 10	2:07.422	2:04.132	2:03.731	2:03.678	2:05.327	2:11.560	2:08.806	2:08.597	2:07.410	2:08.279
			11 - 20	2:09.057									
14	Jose Garcia Ramos	11	1 - 10	2:09.119	2:05.935	2:06.414	2:06.981	2:06.597	2:07.764	2:06.572	2:06.549	2:06.536	2:11.445
			11 - 20	2:06.658									
13	Roberto Felix Moreno Cortés	11	1 - 10	2:12.113	2:06.287	2:07.335	2:06.975	2:07.268	2:07.620	2:06.693	2:07.977	2:08.069	2:07.756
			11 - 20	2:08.980									
25	Carlos Cortés Rubio	11	1 - 10	2:13.176	2:07.486	2:07.183	2:08.069	2:07.617	2:08.993	2:09.357	2:08.316	2:09.285	2:11.321
			11 - 20	2:12.026									
2	Fátima Farrona Vivas	11	1 - 10	2:19.140	2:08.580	2:07.957	2:07.011	2:10.275	2:08.564	2:09.656	2:11.069	2:10.676	2:10.242
			11 - 20	2:09.154									
6	Sylvain Xavier Soler	10	1 - 10	2:14.049	2:10.297	2:11.264	2:09.662	2:11.728	2:10.704	2:11.964	2:11.375	2:12.050	2:14.082
18	Carlos Arco Ramírez	10	1 - 10	2:14.270	2:10.921	2:14.747	2:13.168	2:13.568	2:12.923	2:12.682	2:13.586	2:12.427	2:12.605
51	Adrián Josa Zaurín	10	1 - 10	2:18.127	2:13.195	2:12.778	2:12.509	2:13.470	2:14.777	2:13.540	2:12.728	2:12.910	2:12.996
37	Víctor Cantín Pinilla	10	1 - 10	2:18.308	2:12.670	2:13.097	2:12.906	2:14.198	2:16.988	2:13.386	2:12.942	2:14.704	2:14.241
19	Juan Dominguez Roca	10	1 - 10	2:14.509	2:09.167	2:10.505	2:09.706	2:09.462	2:11.036	2:10.317	2:12.233	2:11.224	2:48.464
17	Carlos Alberto Acosta R.	10	1 - 10	2:20.567	2:17.053	2:18.020	2:17.837	2:18.990	2:21.261	2:17.524	2:16.763	2:16.492	2:16.656
88	Luis Lopez Anos	7	1 - 10	1:57.910	1:52.696	1:53.466	1:55.128	1:54.498	1:57.674	3:10.663			
22	Guillermo Ibañez Barreiro	4	1 - 10	2:08.894	2:10.512	2:10.717	2:15.892						

Campeonato de Velocidad de la C.V.

CTO Velocidad CV

15 June 2024

Result per Class Carrera 1

Valencia - 4005mtr.

Clase 1: Turismos hasta 1600 cc

Pos	Nbr	Name / Entrant	Car	Gap	Diff	Total time	Fastest	In
1	10	Jaime Cela Talavera Escuderia Rasante Sport	Citroen Saxo 1.6	-- 11 laps --		22:48.537	2:01.598	5
2	69	Salvador Sánchez Beltrán Automóvil C.lub Vec.	Citroen Saxo	36.901	36.901	23:25.438	2:03.678	4
3	14	Jose Garcia Ramos Automóvil C.lub Vec.	Hyundai Accent GT	45.012	8.111	23:33.549	2:05.935	2
4	13	Roberto Felix Moreno Cortés Eficar Team	Hyundai Getz Copa Diesel	45.825	0.812	23:34.362	2:06.287	2
5	25	Carlos Cortés Rubio Eficar Team	Hyundai Getz Copa Diesel	1:02.040	16.215	23:50.577	2:07.183	3
6	6	Sylvain Xavier Soler Real Automóvil C.lub Circuito Guadalq	Citroën Saxo 8v	-- 10 laps --		22:06.096	2:09.662	4
7	18	Carlos Arco Ramírez Real Automóvil C.lub Circuito Guadalq	Citroën Saxo 8v	15.043	15.043	22:21.139	2:10.921	2
8	37	Víctor Cantín Pinilla Real Automóvil C.lub Circuito Guadalq	Citroen Saxo 8v	27.794	12.751	22:33.890	2:12.670	2
9	19	Juan Dominguez Roca Automóvil C.lub Vec.	Citroen Saxo 8v	33.268	5.474	22:39.364	2:09.167	2
10	17	Carlos Alberto Acosta R. Automóvil C.lub Vec.	Citroen Saxo 8v	1:06.419	33.151	23:12.515	2:16.492	9
Not Classified in Class 1			Classification limit (50% of 11 Laps) = 6 Laps					
DNC	22	Guillermo Ibañez Barreiro Real Automóvil C.lub Circuito Guadalq	Citroen Saxo	-- 4 laps --		9:11.234	2:10.512	2

Clase 2: Turismos de más de 1600 cc hasta 2000 cc

Pos	Nbr	Name / Entrant	Car	Gap	Diff	Total time	Fastest	In
1	121	Jokin Castaño Rodrigo Real Automóvil C.lub Circuito Guadalq	Honda S2000	-- 12 laps --		23:06.255	1:53.324	3
2	58	Héctor Palacios Vázquez A.C. Alicante	Mazda MX5	9.324	9.324	23:15.579	1:53.819	4
3	4	Francho Echegoyen Cortés Automóvil C.lub Zaragoza	Hyundai Coupé	22.581	13.257	23:28.836	1:54.896	5
4	15	Iván Pérez Sánchez Automóvil C.lub Zaragoza	Honda Civic EG	-- 11 laps --		21:58.594	1:54.197	2
5	16	Guillem Cabrera Mptollu Rallye C.lub Costa Azahar	Renault Megane	41.136	41.136	22:39.730	1:59.995	6
6	20	Jesús Lahoz Martín Rallye C.lub Costa Azahar	Alfa Romeo GTV 1750 I	1:22.256	41.120	23:20.850	2:04.812	4
7	2	Fátima Farrona Vivas Automóvil C.lub Vec.	Renault Clio Sport	2:02.694	40.438	24:01.288	2:07.011	4
8	51	Adrián Josa Zaurín Federación Aragonesa Automovilismo	BMW E36 3201	-- 10 laps --		22:28.064	2:12.509	4
Not Started in Class : 2								
DNS	21	Ricardo Millan Pedret Motor C.lassic Sabadell	Mazda MX5					

Clase 3: Turismos de más de 2000 cc hasta 3200 cc


Pos	Nbr	Name / Entrant	Car	Gap	Diff	Total time	Fastest	In
1	8	Iván Segura Sábado Real Automóvil C.lub Circuito Guadalq	Volkswagen Golf Gti	-- 12 laps --		23:02.752	1:53.573	4
2	5	Joaquin Rodrigo Pérez Automóvil C.lub Zaragoza	Renault Clio Ciup IV	6.086	6.086	23:08.838	1:53.586	2
3	9	Jose Luis Albors Aleixandre Balbor Motorsport c.a	Renault Clio Cup IV	26.855	20.769	23:29.607	1:55.799	3
4	11	Alejandro Mesquita de Queiros Real Automóvil C.lub Circuito Guadalq	Toyota MR-2	33.181	6.326	23:35.933	1:55.830	3

Fastest time : 1:47.345 in lap 5 by nbr. 312 : Pablo Hernández Zapata(Pablo Hernández Zapata) (Porsche)

Publication-time

Results: www.getraceresults.com

Timekeeping by : Circuit Ricardo Tormo

Director de Carrera Ignacio Mulet (DC -3535-ESP/CV)	Cronometraje Rafael Sanmartín (JOB-0517-ESP/CV)	
Page 1 of 2	Results remain provisional pending technical examination and decisions from the stewards of the meeting	

Campeonato de Velocidad de la C.V.

CTO Velocidad CV

15 June 2024

Result per Class Carrera 1

Valencia - 4005mtr.


Clase 4: Turismos de más de 3200 cc

Pos	Nbr	Name / Entrant	Car	Gap	Diff	Total time	Fastest	In
1	1	Ander Gamon Aguinagalde Real Automóvil Club Circuito Guadalo	Seat Leon MK2	-- 12 laps --		22:42.153	1:51.128	4

Clase 5: Vehículos de grupos GT, según ANEXO J art.251 y siguientes.

Pos	Nbr	Name / Entrant	Car	Gap	Diff	Total time	Fastest	In
1	312	Pablo Hernández Zapata Federación Andaluza Automovilismo	Porsche 911 GT3	-- 12 laps --		21:52.670	1:47.345	5
2	88	Luis Lopez Anos Real Automóvil Club Circuito Guadalo	Porsche 968 CS	-- 7 laps --		14:46.906	1:52.696	2

CAR #14 - 5 SECONDS TIME PENALTY - 4 TIMES TRACK LIMITS

Fastest time : 1:47.345 in lap 5 by nbr. 312 : Pablo Hernández Zapata(Pablo Hernández Zapata) (Porsche)		Publication-time
Results: www.getraceresults.com		Timekeeping by : Circuit Ricardo Tormo
Director de Carrera Ignacio Mulet (DC -3535-ESP/CV)	Cronometraje Rafael Sanmartin (JOB-0517-ESP/CV)	
Page 2 of 2	Results remain provisional pending technical examination and decisions from the stewards of the meeting	

Campeonato de Velocidad de la C.V.

CTO Velocidad CV
Sector analyse - Carrera 1

15 June 2024
Valencia - 4005mtr.

Cls=Clase 1: Turismos

Pos	Nbr	Name / Team	Sector 1			Sector 2			Sector 3			Sector 4			Theoret. Fastest	Actual best	In
			time	Lap	pos	time	Lap	pos	time	Lap	pos	time	Lap	pos			
1	10	Jaime Cela Talavera	28.517	2	13	31.326	6	12	27.518	6	12	33.532	4	13	2:00.893	2:01.598	5
2	69	Salvador Sánchez Beltrán	28.843	4	14	32.093	2	14	28.132	2	15	34.318	4	15	2:03.386	2:03.678	4
3	14	Jose Garcia Ramos	28.922	10	15	32.811	2	17	28.464	2	16	35.217	5	17	2:05.414	2:05.935	2
4	13	Roberto Felix Moreno Cortés	29.272	11	18	32.838	2	18	28.692	6	17	35.088	2	16	2:05.890	2:06.287	2
5	25	Carlos Cortés Rubio	29.603	7	19	32.883	3	19	28.903	1	18	35.390	1	18	2:06.779	2:07.183	3
6	6	Sylvain Xavier Soler	29.726	2	20	34.321	2	22	29.551	1	21	35.797	9	21	2:09.395	2:09.662	4
7	18	Carlos Arco Ramírez	29.948	2	22	34.314	2	21	29.822	7	23	36.308	1	23	2:10.392	2:10.921	2
8	37	Víctor Cantín Pinilla	30.089	7	24	34.871	8	25	30.327	2	25	37.023	8	25	2:12.310	2:12.670	2
9	19	Juan Dominguez Roca	29.766	2	21	34.008	4	20	29.483	2	20	35.706	5	20	2:08.963	2:09.167	2
10	17	Carlos Alberto Acosta R.	31.362	9	26	35.414	10	26	30.663	2	26	38.136	9	26	2:15.575	2:16.492	9
11	22	Guillermo Ibañez Z Barreiro	30.059	3	23	34.364	2	23	29.632	2	22	36.122	1	22	2:10.177	2:10.512	2

Cls=Clase 2: Turismos de

Pos	Nbr	Name / Team	Sector 1			Sector 2			Sector 3			Sector 4			Theoret. Fastest	Actual best	In
			time	Lap	pos	time	Lap	pos	time	Lap	pos	time	Lap	pos			
1	121	Jokin Castaño Rodrigo	26.036	3	5	29.445	4	3	26.223	4	9	31.511	2	7	1:53.215	1:53.324	3
2	58	Héctor Palacios Vázquez	26.184	4	8	29.693	2	6	26.096	1	7	31.310	3	5	1:53.283	1:53.819	4
3	4	Francho Echegoyen Cortés	26.310	4	9	30.276	11	9	26.161	4	8	31.820	5	10	1:54.567	1:54.896	5
4	15	Iván Pérez Sánchez	26.602	3	10	29.699	4	7	25.876	2	3	31.550	1	8	1:53.727	1:54.197	2
5	16	Guillem Cabrera Mntoliu	27.412	8	12	31.608	6	13	27.533	2	13	33.125	6	12	1:59.678	1:59.995	6
6	20	Jesús Lahoz Martín	28.947	3	16	32.658	7	16	28.053	4	14	34.313	2	14	2:03.971	2:04.812	4
7	2	Fátima Farrona Vivas	29.151	4	17	32.499	4	15	29.013	8	19	35.451	3	19	2:06.114	2:07.011	4
8	51	Adrián Josa Zaurín	30.984	2	25	34.524	7	24	29.991	8	24	36.743	4	24	2:12.242	2:12.509	4

Cls=Clase 3: Turismos de

Pos	Nbr	Name / Team	Sector 1			Sector 2			Sector 3			Sector 4			Theoret. Fastest	Actual best	In
			time	Lap	pos	time	Lap	pos	time	Lap	pos	time	Lap	pos			
1	8	Iván Segura Sábado	26.032	4	4	29.486	8	4	25.934	9	5	31.045	3	4	1:52.497	1:53.573	4
2	5	Joaquín Rodrigo Pérez	26.162	2	7	29.731	12	8	26.087	2	6	31.507	3	6	1:53.487	1:53.586	2
3	9	Jose Luis Albors Aleixandre	26.624	10	11	30.281	2	10	26.392	1	10	31.639	2	9	1:54.936	1:55.799	3
4	11	Alejandro Mesquita de Queir	26.117	3	6	30.430	11	11	26.583	3	11	31.859	1	11	1:54.989	1:55.830	3

Cls=Clase 4: Turismos de

Pos	Nbr	Name / Team	Sector 1			Sector 2			Sector 3			Sector 4			Theoret. Fastest	Actual best	In
			time	Lap	pos	time	Lap	pos	time	Lap	pos	time	Lap	pos			
1	1	Ander Gamon Aguinagalde	25.310	4	2	29.176	4	2	25.623	1	2	30.667	3	2	1:50.776	1:51.128	4

Cls=Clase 5: Vehículos de

Pos	Nbr	Name / Team	Sector 1			Sector 2			Sector 3			Sector 4			Theoret. Fastest	Actual best	In
			time	Lap	pos	time	Lap	pos	time	Lap	pos	time	Lap	pos			
1	312	Pablo Hernandez Zapata	24.666	5	1	28.570	6	1	24.597	6	1	28.920	5	1	1:46.753	1:47.345	5
2	88	Luis Lopez Anos	25.859	3	3	29.602	3	5	25.888	2	4	30.993	2	3	1:52.342	1:52.696	2

Campeonato de Velocidad de la C.V.

CTO Velocidad CV
Provisional Result Carrera 2

15 June 2024
Valencia - 4005mtr.

Pos	Nbr	Name / Entrant	Car	Cls	PIC	Gap	Total time	Fastest	In	Avg. Speed
1	312	Pablo Hernández Zapata Federación Andaluza Automovilismo	Porsche 911 GT3	5	1	-- 12 laps --	21:27.371	1:45.520	3	134.39
2	88	Alvaro Rodriguez Sastre Real Automóvil Club Circuito Guadalupe	Porsche 968 CS	5	2	19.986	21:47.357	1:46.308	3	132.34
3	1	Ander Gamon Aguinagalde Real Automóvil Club Circuito Guadalupe	Seat Leon MK2	4	1	1:23.673	22:51.044	1:51.759	3	126.19
4	9	Germán López Balboa Balbor Motorsport.c.a.	Renault Clio Cup IV	3	1	1:45.255	23:12.626	1:53.261	2	124.23
5	5	Joaquín Rodrigo Pérez Automóvil Club Zaragoza	Renault Clio Ciup IV	3	2	1:45.538	23:12.909	1:53.041	4	124.21
6	58	Héctor Palacios Vázquez A.C. Alicante	Mazda MX5	2	1	1:46.427	23:13.798	1:54.334	4	124.13
7	121	Jokin Castaño Rodrigo Real Automóvil Club Circuito Guadalupe	Honda S2000	2	2	1:53.042	23:20.413	1:53.674	10	123.54
8	11	Alejandro Mesquita de Queiros Real Automóvil Club Circuito Guadalupe	Toyota MR-2	3	3	-- 11 laps --	21:30.146	1:54.986	9	122.93
9	8	Iván Segura Sábado Real Automóvil Club Circuito Guadalupe	Volkswagen Golf Gti	3	4	3.396	21:33.542	1:52.152	2	122.60
10	4	Ánchel Echegoyén Cortés Automóvil Club Zaragoza	Hyundai Coupé	2	3	21.351	21:51.497	1:55.724	5	120.92
11	16	Guillem Cabrera Mptoliu Rallye Club Costa Azahar	Renault Megane	2	4	1:11.247	22:41.393	1:59.340	5	116.49
12	10	Jaime Cela Talavera Escuderia Rasante Sport	Citroen Saxo 1.6	1	1	1:19.256	22:49.402	2:02.443	8	115.81
13	20	Jesús Lahoz Martín Rallye Club Costa Azahar	Alfa Romeo GTV 1750 I	2	5	1:44.127	23:14.273	2:03.893	11	113.74
14	69	Salvador Sánchez Beltrán Automovil Club Vec	Citroen Saxo	1	2	1:47.736	23:17.882	2:05.009	9	113.45
15	13	Roberto Felix Moreno Cortés Eficar Team	Hyundai Getz Copa Diesel	1	3	2:00.052	23:30.198	2:05.573	5	112.46
16	2	Fátima Farrona Vivas Automovil Club Vec	Renault Clio Sport	2	6	-- 10 laps --	21:33.355	2:06.924	4	111.47
17	25	Carlos Cortés Rubio Eficar Team	Hyundai Getz Copa Diesel	1	4	2.108	21:35.463	2:07.093	4	111.29
18	14	Jose Garcia Ramos Automóvil Club Vec	Hyundai Accent GT	1	5	3.466	21:36.821	2:07.508	2	111.17
19	6	Sylvain Xavier Soler Real Automóvil Club Circuito Guadalupe	Citroën Saxo 8v	1	6	40.715	22:14.070	2:10.048	2	108.07
20	18	Carlos Arco Ramírez Real Automóvil Club Circuito Guadalupe	Citroën Saxo 8v	1	7	41.150	22:14.505	2:11.226	10	108.04
21	37	Víctor Cantín Pinilla Real Automóvil Club Circuito Guadalupe	Citroen Saxo 8v	1	8	57.418	22:30.773	2:12.458	2	106.73
22	51	Rubén Josa Zaurín Federación Aragonesa Automovilismo	BMW E36 3201	2	7	58.007	22:31.362	2:12.310	3	106.69
23	17	Carlos Alberto Acosta R. Automovil Club Vec	Citroen Saxo 8v	1	9	1:22.554	22:55.909	2:14.933	2	104.78

Not Started in Class : 1

Fastest time : 1:45.520 in lap 3 by nbr. 312: Pablo Hernández Zapata(Pablo Hernández Zapata) (Porsche)

Publication-time

Results: www.getraceresults.com

Timekeeping by : Circuit Ricardo Tormo

Director de Carrera

Cronometraje

Ignacio Mulet (DC -3535-ESP/CV)

Rafael Sanmartín (JOB-0517-ESP/CV)



Campeonato de Velocidad de la C.V.

CTO Velocidad CV
Provisional Result Carrera 2

15 June 2024
Valencia - 4005mtr.

Pos	Nbr	Name / Entrant	Car	Cls	PIC	Gap	Total time	Fastest	In	Avg. Speed
DNS	22	Guillermo Ibañez Barreiro Real Automóvil Club Circuito Guadalupe	Citroen Saxo	1						
DNS	19	Juan Dominguez Roca Automovil Club Vec	Citroen Saxo 8v	1						
Not Started in Class : 2										
DNS	15	Iván Pérez Sánchez Automóvil Club Zaragoza	Honda Civic EG	2						
DNS	21	Ricardo Millan Pedret Motor Classic Sabadell	Mazda MX5	2						

Fastest time : 1:45.520 in lap 3 by nbr. 312: Pablo Hernández Zapata(Pablo Hernández Zapata) (Porsche)

Publication-time

Results: www.getraceresults.com

Timekeeping by : Circuit Ricardo Tormo

Director de Carrera

Cronometraje

Ignacio Mulet (DC -3535-ESP/CV)

Rafael Sanmartín (JOB-0517-ESP/CV)



Campeonato de Velocidad de la C.V.

Positions for each lap - Carrera 2

15 June 2024

Valencia - 4005mtr.

CTO Velocidad CV

Positions for each lap

Pos	Nr.	Name	1	2	3	4	5	6	7	8	9	10	11	12
1	312	Pablo Hernández Zapata	312	312	312	312	312	312	312	312	312	312	312	312
2	88	Alvaro Rodríguez Sastre	88	88	88	88	88	88	88	88	88	88	88	88
3	1	Ander Gamon Aguinagalde	1	1	1	1	1	1	1	1	1	1	1	1
4	9	Germán López Balboa	9	9	9	9	9	5	9	9	9	9	9	9
5	5	Joaquín Rodrigo Pérez	58	8	58	5	5	9	5	5	5	58	58	5
6	58	Héctor Palacios Vázquez	5	58	5	58	58	58	58	58	58	5	5	58
7	121	Jokin Castaño Rodrigo	8	5	8	4	4	4	121	121	121	121	121	121
8	11	Alejandro Mesquita de Queiros	4	4	4	121	121	121	4	11	11	11	11	
9	8	Iván Segura Sábado	121	121	121	11	11	11	11	4	4	8	8	
10	4	Ánchel Echegoyén Cortés	11	11	11	8	8	8	8	8	8	4	4	
11	16	Guillem Cabrera Mntolli	10	10	10	10	10	10	16	16	16	16	16	
12	10	Jaime Cela Talavera	69	69	69	16	16	16	10	10	10	10	10	
13	20	Jesús Lahoz Martín	13	13	13	69	69	69	69	69	69	69	20	
14	69	Salvador Sánchez Beltrán	20	20	16	20	20	20	20	20	20	20	69	
15	13	Roberto Felix Moreno Cortés	14	14	20	13	13	13	13	13	13	13	13	
16	2	Fátima Farrona Vivas	2	2	2	2	2	2	2	2	2	2		
17	25	Carlos Cortés Rubio	25	16	14	14	25	25	25	25	25	25		
18	14	Jose Garcia Ramos	6	25	25	25	14	14	14	14	14	14		
19	6	Sylvain Xavier Soler	18	6	6	6	6	6	6	6	6	6		
20	18	Carlos Arco Ramírez	16	18	18	18	18	18	18	18	18	18		
21	37	Victor Cantín Pinilla	37	37	37	37	37	37	37	37	37	37		
22	51	Rubén Josa Zaurin	51	51	51	51	51	51	51	51	51	51		
23	17	Carlos Alberto Acosta R.	17	17	17	17	17	17	17	17	17	17		

Campeonato de Velocidad de la C.V.

CTO Velocidad CV

Laps and Sector Times - Carrera 2

Valencia - 4005mtr.

1 Ander Gamon Aguinagalde								Seat Leon MK2							
lap	Sect-1	Sect-2	Sect-3	Sect-4	TopSpeed	laptime	pit	lap	Sect-1	Sect-2	Sect-3	Sect-4	Topspeed	laptime	pit
1	30.255	29.571	26.448	30.831	141.2	1:57.105		7	26.710	29.849	26.879	32.430	190.0	1:55.868	
2	26.025	<u>29.095</u>	25.911	31.216	<u>190.6</u>	1:52.247		8	26.154	29.561	26.288	31.392	188.9	1:53.395	
3	25.913	29.104	<u>25.858</u>	<u>30.884</u>	189.5	<u>1:51.759</u>		9	26.319	30.253	26.101	31.294	<u>190.6</u>	1:53.967	
4	<u>25.752</u>	29.497	26.244	31.054	188.4	1:52.547		10	26.494	29.745	26.504	31.850	<u>190.6</u>	1:54.593	
5	25.897	29.607	26.117	31.150	<u>190.6</u>	1:52.771		11	26.201	29.842	26.215	31.692	186.7	1:53.950	
6	26.149	30.044	26.567	31.620	188.9	1:54.380		12	26.449	29.864	26.928	33.180	189.5	1:56.421	

2 Fátima Farrona Vivas								Renault Clio Sport							
lap	Sect-1	Sect-2	Sect-3	Sect-4	TopSpeed	laptime	pit	lap	Sect-1	Sect-2	Sect-3	Sect-4	Topspeed	laptime	pit
1	34.164	33.784	29.445	35.934	126.8	2:13.327		6	29.962	32.649	28.925	35.525	151.8	2:07.061	
2	29.559	33.199	<u>28.832</u>	<u>35.624</u>	<u>158.0</u>	2:07.214		7	29.732	33.319	29.258	36.157	152.5	2:08.466	
3	29.930	32.989	29.634	35.692	156.5	2:08.245		8	30.850	34.417	29.110	36.950	147.6	2:11.327	
4	<u>29.448</u>	33.071	28.968	35.437	152.8	<u>2:06.924</u>		9	30.121	32.777	28.976	36.942	152.8	2:08.816	
5	29.547	33.062	28.915	35.734	154.3	2:07.258		10	30.314	<u>32.499</u>	28.992	35.708	157.3	2:07.513	

4 Ánchel Echegoyén Cortés								Hyundai Coupé							
lap	Sect-1	Sect-2	Sect-3	Sect-4	TopSpeed	laptime	pit	lap	Sect-1	Sect-2	Sect-3	Sect-4	Topspeed	laptime	pit
1	30.977	30.909	26.850	32.452	133.6	2:01.188		7	26.833	30.480	26.866	32.593	171.9	1:56.772	
2	26.974	30.633	26.741	32.655	170.5	1:57.003		8	27.502	30.785	26.907	32.533	171.9	1:57.727	
3	26.703	30.750	26.676	32.207	171.4	1:56.336		9	26.961	30.584	26.864	33.847	<u>173.3</u>	1:58.256	
4	26.728	30.480	<u>26.328</u>	<u>32.470</u>	169.6	1:56.006		10	27.000	30.876	27.169	33.231	166.6	1:58.276	
5	<u>26.633</u>	30.238	26.354	32.499	169.2	<u>1:55.724</u>		11	27.320	31.801	28.705	45.522	168.3	2:13.348	
6	26.896	<u>30.217</u>	26.428	32.315	170.1	1:55.856		12							

5 Joaquín Rodrigo Pérez								Renault Clio C iup IV							
lap	Sect-1	Sect-2	Sect-3	Sect-4	TopSpeed	laptime	pit	lap	Sect-1	Sect-2	Sect-3	Sect-4	Topspeed	laptime	pit
1	30.686	30.312	26.169	32.174	137.6	1:59.341		7	27.389	30.445	27.138	32.533	173.3	1:57.505	
2	26.645	30.046	26.253	32.052	169.6	1:54.996		8	26.384	30.168	26.057	32.013	174.2	1:54.622	
3	26.623	29.869	26.103	31.951	172.3	1:54.546		9	27.033	30.057	26.631	32.043	172.3	1:55.764	
4	26.273	<u>29.510</u>	<u>25.855</u>	<u>31.403</u>	<u>179.0</u>	<u>1:53.041</u>		10	<u>26.185</u>	30.762	26.907	32.308	173.7	1:56.162	
5	26.273	30.881	26.863	32.098	175.1	1:56.115		11	26.987	29.913	26.308	32.324	169.6	1:55.532	
6	27.203	30.173	25.981	31.438	176.6	1:54.795		12	26.253	30.751	27.244	31.845	176.6	1:56.093	

6 Sylvain Xavier Soler								Citroën Saxo 8v							
lap	Sect-1	Sect-2	Sect-3	Sect-4	TopSpeed	laptime	pit	lap	Sect-1	Sect-2	Sect-3	Sect-4	Topspeed	laptime	pit
1	34.043	35.009	29.682	36.393	133.1	2:15.127		6	<u>29.789</u>	34.583	30.308	37.515		2:12.195	
2	29.806	34.437	<u>29.577</u>	<u>36.228</u>	151.8	<u>2:10.048</u>		7	30.206	34.727	31.203	37.247		2:13.383	
3	29.942	34.572	30.555	36.949		2:12.018		8	31.532	35.250	30.608	36.654		2:14.044	
4	29.941	34.808	30.465	36.941		2:12.155		9	30.131	<u>34.243</u>	30.155	36.328		2:10.857	
5	30.589	35.459	30.461	36.821	<u>166.2</u>	2:13.330		10	30.583	34.714	30.213	37.593	149.7	2:13.103	

8 Iván Segura Sábado								Volkswagen Golf Gti							
lap	Sect-1	Sect-2	Sect-3	Sect-4	TopSpeed	laptime	pit	lap	Sect-1	Sect-2	Sect-3	Sect-4	Topspeed	laptime	pit
1	31.836	31.039	26.813	31.222	138.8	2:00.910		7	26.745	30.016	26.639	31.750	181.5	1:55.150	
2	25.898	29.467	<u>25.861</u>	<u>30.926</u>	184.1	<u>1:52.152</u>		8	26.714	29.607	26.289	33.708	182.0	1:56.318	
3	<u>25.742</u>	<u>29.329</u>	26.026	36.249	<u>184.6</u>	1:57.346		9	26.908	29.950	26.704	31.109	180.5	1:54.671	
4	40.332	32.099	27.094	32.373	89.6	2:11.898		10	26.326	29.679	27.160	32.064	182.5	1:55.229	
5	27.375	29.892	26.901	31.953	180.5	1:56.121		11	27.760	30.164	26.315	32.237	180.5	1:56.476	
6	26.883	29.610	26.329	31.392	181.5	1:54.214		12							

Campeonato de Velocidad de la C.V.

CTO Velocidad CV

Laps and Sector Times - Carrera 2

Valencia - 4005mtr.

9 Germán López Balboa								Renault Clio Cup IV							
lap	Sect-1	Sect-2	Sect-3	Sect-4	TopSpeed	laptime	pit	lap	Sect-1	Sect-2	Sect-3	Sect-4	Topspeed	laptime	pit
1	30.563	29.798	26.185	31.598	135.3	1:58.144		7	26.346	30.600	27.160	32.157	<u>177.5</u>	1:56.263	
2	26.258	<u>29.620</u>	<u>26.021</u>	<u>31.362</u>	175.1	<u>1:53.261</u>		8	26.530	30.139	26.359	32.009	173.3	1:55.037	
3	<u>26.136</u>	29.630	26.536	34.267	175.6	1:56.569		9	26.630	30.159	26.807	31.699	175.1	1:55.295	
4	26.404	30.054	26.377	31.894	174.7	1:54.729		10	26.482	30.771	26.951	31.632	175.6	1:55.836	
5	26.462	31.130	26.635	32.089	173.3	1:56.316		11	26.518	30.169	26.753	31.938	173.7	1:55.378	
6	27.093	30.591	26.421	31.530	175.6	1:55.635		12	27.146	30.756	27.046	31.977	173.7	1:56.925	

10 Jaime Cela Talavera								Citroen Saxo 1.6							
lap	Sect-1	Sect-2	Sect-3	Sect-4	TopSpeed	laptime	pit	lap	Sect-1	Sect-2	Sect-3	Sect-4	Topspeed	laptime	pit
1	30.998	32.337	<u>27.604</u>	<u>33.749</u>	140.0	2:04.688		7	28.902	31.686	27.773	35.836	151.8	2:04.197	
2	28.993	32.038	27.898	34.538	<u>156.9</u>	2:03.467		8	28.949	<u>31.671</u>	27.806	34.017	154.3	<u>2:02.443</u>	
3	29.665	32.194	27.886	34.573	147.9	2:04.318		9	<u>28.898</u>	31.707	27.737	34.218	153.6	2:02.560	
4	29.223	31.960	27.941	34.235	155.8	2:03.359		10	29.269	31.931	28.073	34.260	149.7	2:03.533	
5	29.848	31.883	27.868	34.851	148.6	2:04.450		11	29.894	33.550	28.334	35.360	153.6	2:07.138	
6	28.989	31.752	27.808	34.263	150.7	2:02.812		12							

11 Alejandro Mesquita de Queiros								Toyota MR-2							
lap	Sect-1	Sect-2	Sect-3	Sect-4	TopSpeed	laptime	pit	lap	Sect-1	Sect-2	Sect-3	Sect-4	Topspeed	laptime	pit
1	30.853	32.155	27.224	31.932	160.4	2:02.164		7	27.215	30.180	27.162	31.947	165.7	1:56.504	
2	26.841	30.627	26.721	32.751	164.9	1:56.940		8	27.447	30.276	26.352	31.591	166.6	1:55.666	
3	26.729	30.654	26.720	32.261	166.2	1:56.364		9	26.936	30.436	<u>26.282</u>	<u>31.332</u>	178.0	<u>1:54.986</u>	
4	26.693	30.420	26.901	32.266	172.8	1:56.280		10	<u>26.307</u>	30.377	26.381	32.760	176.1	1:55.825	
5	26.755	<u>29.950</u>	26.667	32.095	166.6	1:55.467		11	27.856	31.677	27.199	32.608	175.1	1:59.340	
6	26.856	30.299	26.704	31.776	<u>180.5</u>	1:55.635		12							

13 Roberto Felix Moreno Cortés								Hyundai Getz Copa Diesel							
lap	Sect-1	Sect-2	Sect-3	Sect-4	TopSpeed	laptime	pit	lap	Sect-1	Sect-2	Sect-3	Sect-4	Topspeed	laptime	pit
1	33.186	32.761	<u>28.633</u>	<u>35.303</u>	127.6	2:09.883		7	29.694	32.945	29.085	35.228	150.3	2:06.952	
2	29.867	32.784	28.888	35.336	150.0	2:06.875		8	29.693	33.326	29.268	35.652	149.3	2:07.939	
3	29.432	33.004	28.883	35.523	150.7	2:06.842		9	29.764	33.161	29.173	35.671	149.3	2:07.769	
4	30.037	33.526	28.774	34.836	151.4	2:07.173		10	30.206	33.277	30.296	35.266	148.6	2:09.045	
5	<u>29.001</u>	<u>32.734</u>	28.651	35.187	<u>152.8</u>	<u>2:05.573</u>		11	30.348	33.055	29.093	36.221	150.3	2:08.717	
6	29.875	32.834	28.757	35.165	151.0	2:06.631		12							

14 Jose Garcia Ramos								Hyundai Accent GT							
lap	Sect-1	Sect-2	Sect-3	Sect-4	TopSpeed	laptime	pit	lap	Sect-1	Sect-2	Sect-3	Sect-4	Topspeed	laptime	pit
1	33.331	33.571	29.044	35.787	131.4	2:11.733		6	29.768	33.450	29.318	35.636	151.8	2:08.172	
2	29.421	33.471	28.987	35.629	153.2	<u>2:07.508</u>		7	29.584	<u>33.351</u>	29.714	35.778	151.4	2:08.427	
3	29.554	33.961	30.068	35.626	151.4	2:09.209		8	30.318	33.416	29.561	<u>35.440</u>	153.2	2:08.735	
4	29.721	33.383	<u>28.890</u>	<u>35.682</u>	<u>155.4</u>	2:07.676		9	29.547	34.054	29.090	35.501	152.1	2:08.192	
5	<u>29.299</u>	33.450	30.026	37.503	153.2	2:10.278		10	29.634	33.432	29.706	36.262	153.2	2:09.034	

16 Guillem Cabrera Mmptoliu								Renault Megane							
lap	Sect-1	Sect-2	Sect-3	Sect-4	TopSpeed	laptime	pit	lap	Sect-1	Sect-2	Sect-3	Sect-4	Topspeed	laptime	pit
1	Pit Out	32.533	28.559	34.649		<u>2:02.724</u>		7	27.640	31.607	27.429	34.924	<u>170.5</u>	2:01.600	
2	28.109	32.290	28.428	34.529	167.4	2:03.356		8	28.809	31.864	27.868	33.783	165.7	2:02.324	
3	27.721	32.543	27.883	33.206	<u>170.5</u>	2:01.353		9	28.047	32.305	28.084	33.725	169.6	2:02.161	
4	27.751	31.798	27.603	33.047	169.6	2:00.199		10	27.764	32.071	27.915	34.356	167.0	2:02.106	
5	<u>27.254</u>	<u>31.394</u>	27.563	33.129	169.2	<u>1:59.340</u>		11	28.212	32.605	28.092	34.100	165.7	2:03.009	
6	27.683	31.668	<u>27.263</u>	<u>33.408</u>	169.6	2:00.022		12							

Campeonato de Velocidad de la C.V.

CTO Velocidad CV

Laps and Sector Times - Carrera 2

Valencia - 4005mtr.

17		Carlos Alberto Acosta R.						Citroen Saxo 8v							
lap	Sect-1	Sect-2	Sect-3	Sect-4	TopSpeed	laptime	pit	lap	Sect-1	Sect-2	Sect-3	Sect-4	Topspeed	laptime	pit
1	34.020	35.371	30.605	39.274	128.6	2: 19.270		6	32.211	35.924	32.108	38.159	144.0	2: 18.402	
2	<u>31.082</u>	35.312	<u>30.513</u>	<u>38.026</u>	<u>145.6</u>	<u>2: 14.933</u>		7	31.327	35.700	30.847	37.960	145.0	2: 15.834	
3	31.837	35.523	30.777	38.180	144.0	2: 16.317		8	31.422	35.840	30.911	38.224	143.7	2: 16.397	
4	31.717	36.225	30.690	38.033	143.0	2: 16.665		9	31.360	<u>35.208</u>	30.734	37.889	143.4	2: 15.191	
5	31.760	35.765	30.906	37.498	143.0	2: 15.929		10	31.301	35.933	30.786	38.300	143.7	2: 16.320	

18		Carlos Arco Ramirez						Citroen Saxo 8v							
lap	Sect-1	Sect-2	Sect-3	Sect-4	TopSpeed	laptime	pit	lap	Sect-1	Sect-2	Sect-3	Sect-4	Topspeed	laptime	pit
1	33.035	36.337	30.298	36.136	132.0	2: 15.806		6	30.448	34.512	31.104	36.880	145.0	2: 12.944	
2	30.637	<u>34.034</u>	<u>29.909</u>	<u>37.018</u>	<u>149.7</u>	2: 11.598		7	30.467	34.587	30.681	36.464	144.6	2: 12.199	
3	30.384	34.580	30.248	37.602	146.6	2: 12.814		8	31.684	34.836	30.335	36.704	146.9	2: 13.559	
4	30.609	34.706	29.918	36.936	144.6	2: 12.169		9	30.263	34.282	30.286	36.814	148.3	2: 11.645	
5	30.602	34.310	30.093	36.480	143.7	2: 11.485		10	<u>29.912</u>	34.193	30.181	36.940	146.9	<u>2: 11.226</u>	

20		Jesús Lahoz Martín						Alfa Romeo GTV 1750 I							
lap	Sect-1	Sect-2	Sect-3	Sect-4	TopSpeed	laptime	pit	lap	Sect-1	Sect-2	Sect-3	Sect-4	Topspeed	laptime	pit
1	32.697	33.426	28.596	35.287	137.9	2: 10.006		7	30.221	32.352	28.229	34.781	157.3	2: 05.583	
2	29.291	33.318	28.655	34.817	156.5	2: 06.081		8	29.057	32.637	28.435	35.900	155.4	2: 06.029	
3	29.615	32.811	28.919	35.188	<u>160.8</u>	2: 06.533		9	29.223	32.400	29.900	35.374	156.1	2: 06.897	
4	29.335	32.768	28.854	34.797	158.4	2: 05.754		10	29.384	32.359	28.137	34.963	155.8	2: 04.843	
5	29.086	32.744	28.854	35.035	157.3	2: 05.719		11	<u>28.642</u>	32.273	<u>27.924</u>	35.054	157.7	<u>2: 03.893</u>	
6	29.107	<u>32.192</u>	29.027	34.503	157.7	2: 04.829		12							

25		Carlos Cortés Rubio						Hyundai Getz Copa Diesel							
lap	Sect-1	Sect-2	Sect-3	Sect-4	TopSpeed	laptime	pit	lap	Sect-1	Sect-2	Sect-3	Sect-4	Topspeed	laptime	pit
1	34.937	34.251	29.351	35.919	122.0	2: 14.458		6	29.845	33.155	29.061	35.615	150.0	2: 07.676	
2	30.147	33.192	29.491	35.824	<u>152.5</u>	2: 08.654		7	30.079	33.355	29.959	35.742	149.3	2: 09.135	
3	29.831	33.068	29.195	35.596	151.0	2: 07.690		8	30.391	33.584	29.251	<u>35.243</u>	147.6	2: 08.469	
4	29.603	<u>32.838</u>	<u>28.829</u>	<u>35.823</u>	151.8	<u>2: 07.093</u>		9	30.074	33.294	29.224	35.435	149.7	2: 08.027	
5	<u>29.471</u>	33.013	29.869	36.416	152.1	2: 08.769		10	30.100	33.100	29.676	35.957	150.7	2: 08.833	

37		Victor Cantín Pinilla						Citroen Saxo 8v							
lap	Sect-1	Sect-2	Sect-3	Sect-4	TopSpeed	laptime	pit	lap	Sect-1	Sect-2	Sect-3	Sect-4	Topspeed	laptime	pit
1	34.009	35.670	31.015	37.274	131.7	2: 17.968		6	31.112	35.462	30.872	37.274	146.6	2: 14.720	
2	30.251	<u>34.948</u>	30.557	36.702	<u>149.3</u>	<u>2: 12.458</u>		7	30.455	35.228	31.297	37.637	145.9	2: 14.617	
3	<u>30.094</u>	35.088	<u>30.502</u>	<u>37.322</u>	149.0	2: 13.006		8	30.355	35.236	30.869	37.312	148.3	2: 13.772	
4	30.154	35.283	30.674	37.760	146.9	2: 13.871		9	31.110	35.210	30.712	37.140	145.6	2: 14.172	
5	30.428	35.147	31.036	36.844	147.3	2: 13.455		10	30.569	35.326	30.515	37.720	144.6	2: 14.130	

51		Rubén Josa Zaurín						BMW E36 3201							
lap	Sect-1	Sect-2	Sect-3	Sect-4	TopSpeed	laptime	pit	lap	Sect-1	Sect-2	Sect-3	Sect-4	Topspeed	laptime	pit
1	33.611	35.615	30.625	38.150	126.1	2: 18.001		6	32.200	34.532	30.356	37.236	145.6	2: 14.324	
2	30.784	34.777	30.413	37.200	146.3	2: 13.174		7	30.626	35.167	31.676	37.793	146.9	2: 15.262	
3	30.723	34.446	<u>30.263</u>	<u>36.878</u>	146.9	<u>2: 12.310</u>		8	30.704	34.795	30.414	37.688	145.9	2: 13.601	
4	30.610	<u>34.382</u>	30.781	37.132	<u>147.3</u>	2: 12.905		9	32.387	34.610	30.364	36.958	145.0	2: 14.319	
5	<u>30.360</u>	34.975	30.933	37.292	146.3	2: 13.560		10	30.440	34.868	30.361	38.033	145.6	2: 13.702	

Campeonato de Velocidad de la C.V.

CTO Velocidad CV

Laps and Sector Times - Carrera 2

Valencia - 4005mtr.

58		Héctor Palacios Vázquez							Mazda MX5						
lap	Sect-1	Sect-2	Sect-3	Sect-4	TopSpeed	laptime	pit	lap	Sect-1	Sect-2	Sect-3	Sect-4	Topspeed	laptime	pit
1	30.669	29.897	26.186	31.480	137.9	1:58.232		7	26.497	30.266	27.315	32.243	178.0	1:56.321	
2	26.549	30.534	26.866	31.600	178.5	1:55.549		8	26.603	29.883	26.773	31.289	178.0	1:54.548	
3	26.672	29.967	26.395	32.480	177.5	1:55.514		9	27.402	30.008	26.580	31.813	166.6	1:55.803	
4	27.170	29.991	<u>25.966</u>	<u>31.207</u>	174.7	<u>1:54.334</u>		10	26.895	30.305	26.807	31.649	171.9	1:55.656	
5	<u>26.466</u>	30.334	27.198	31.837	178.5	1:55.835		11	26.728	<u>29.558</u>	26.560	31.701	173.7	1:54.547	
6	27.089	30.647	26.593	31.418	<u>179.0</u>	1:55.747		12	28.057	30.727	27.041	32.165	175.6	1:57.990	

69		Salvador Sánchez Beltrán							Citroen Saxo						
lap	Sect-1	Sect-2	Sect-3	Sect-4	TopSpeed	laptime	pit	lap	Sect-1	Sect-2	Sect-3	Sect-4	Topspeed	laptime	pit
1	31.947	32.729	28.657	35.057	134.4	2:08.390		7	30.079	<u>32.238</u>	<u>28.372</u>	34.725	<u>158.0</u>	2:05.414	
2	29.581	32.515	29.131	35.331	156.9	2:06.558		8	29.221	32.315	28.732	35.948	156.9	2:06.216	
3	29.740	32.993	29.514	35.273	156.5	2:07.520		9	<u>29.009</u>	32.561	28.678	34.761	157.3	<u>2:05.009</u>	
4	29.765	32.804	29.087	34.810	156.5	2:06.466		10	29.619	32.992	28.819	35.554	157.3	2:06.984	
5	29.207	32.469	29.366	34.683	157.7	2:05.725		11	29.316	32.268	28.783	37.226	154.3	2:07.593	
6	29.225	32.370	28.800	34.766	156.5	2:05.161		12							

88		Alvaro Rodriguez Sastre							Porsche 968 CS						
lap	Sect-1	Sect-2	Sect-3	Sect-4	TopSpeed	laptime	pit	lap	Sect-1	Sect-2	Sect-3	Sect-4	Topspeed	laptime	pit
1		28.298	24.651	29.688	135.0	1:53.940		7	25.177	28.396	25.788	29.657	<u>195.8</u>	1:49.018	
2	24.843	28.173	24.468	29.449	194.0	1:46.933		8	25.035	28.522	24.664	30.689	194.0	1:48.910	
3	<u>24.581</u>	<u>27.988</u>	<u>24.370</u>	<u>29.369</u>	195.2	<u>1:46.308</u>		9	24.931	28.471	24.867	29.498	193.4	1:47.767	
4	24.632	28.456	24.390	29.517	<u>195.8</u>	1:46.995		10	24.858	28.756	25.150	30.184	194.6	1:48.948	
5	24.793	28.639	24.778	30.466	195.2	1:48.676		11	26.113	28.770	25.329	30.761	194.6	1:50.973	
6	24.948	28.529	24.715	30.589	195.2	1:48.781		12	25.127	28.679	24.859	31.443	194.0	1:50.108	

121		Jokin Castaño Rodrigo							Honda S2000						
lap	Sect-1	Sect-2	Sect-3	Sect-4	TopSpeed	laptime	pit	lap	Sect-1	Sect-2	Sect-3	Sect-4	Topspeed	laptime	pit
1	33.215	31.668	26.715	32.477	126.8	2:04.075		7	26.904	30.434	27.099	32.108	171.9	1:56.545	
2	26.965	30.474	26.820	32.788	<u>173.3</u>	1:57.047		8	27.311	29.895	26.753	31.486	167.4	1:55.445	
3	26.411	30.809	26.764	32.247	172.3	1:56.231		9	27.082	29.633	26.601	31.546	170.5	1:54.862	
4	26.614	30.456	26.599	32.559	171.9	1:56.228		10	<u>26.218</u>	<u>29.374</u>	26.618	<u>31.464</u>	169.6	<u>1:53.674</u>	
5	26.341	30.159	<u>26.391</u>	<u>32.296</u>	167.4	1:55.187		11	27.692	30.072	26.578	31.923	170.5	1:56.265	
6	27.149	30.171	26.451	32.245	172.8	1:56.016		12	27.084	30.083	26.876	32.259	168.8	1:56.302	

312		Pablo Hernández Zapata							Porsche 911 GT3						
lap	Sect-1	Sect-2	Sect-3	Sect-4	TopSpeed	laptime	pit	lap	Sect-1	Sect-2	Sect-3	Sect-4	Topspeed	laptime	pit
1	28.734	28.192	25.038	29.212	<u>156.1</u>	1:51.176		7	<u>23.917</u>	27.952	24.512	29.637		1:46.018	
2	24.666	27.985	24.577	28.928		1:46.156		8	24.202	28.185	24.897	29.572		1:46.856	
3	24.410	28.040	<u>24.414</u>	<u>28.656</u>		<u>1:45.520</u>		9	24.490	28.287	24.514	29.180		1:46.471	
4	24.462	27.937	24.617	28.627		1:45.643		10	24.670	28.738	25.234	29.853		1:48.495	
5	24.167	<u>27.932</u>	25.001	29.243		1:46.343		11	24.431	28.570	25.236	29.130		1:47.367	
6	24.156	28.026	25.063	29.099		1:46.344		12	24.959	28.298	26.313	29.326		1:48.896	

Campeonato de Velocidad de la C.V.

CTO Velocidad CV
Laptimes - Carrera 2

15 June 2024
Valencia - 4005mtr.

Nbr	Name	Laps	lap	Lap ..1	Lap ..2	Lap ..3	Lap ..4	Lap ..5	Lap ..6	Lap ..7	Lap ..8	Lap ..9	Lap ..0
312	Pablo Hernández Zapata	12	1 - 10	1:51.176	1:46.156	1:45.520	1:45.643	1:46.343	1:46.344	1:46.018	1:46.856	1:46.471	1:48.495
			11 - 20	1:47.367	1:48.896								
88	Alvaro Rodriguez Sastre	12	1 - 10	1:53.940	1:46.933	1:46.308	1:46.995	1:48.676	1:48.781	1:49.018	1:48.910	1:47.767	1:48.948
			11 - 20	1:50.973	1:50.108								
1	Ander Gamon Aguinagalde	12	1 - 10	1:57.105	1:52.247	1:51.759	1:52.547	1:52.771	1:54.380	1:55.868	1:53.395	1:53.967	1:54.593
			11 - 20	1:53.950	1:56.421								
9	Germán López Balboa	12	1 - 10	1:58.144	1:53.261	1:56.569	1:54.729	1:56.316	1:55.635	1:56.263	1:55.037	1:55.295	1:55.836
			11 - 20	1:55.378	1:56.925								
5	Joaquín Rodrigo Pérez	12	1 - 10	1:59.341	1:54.996	1:54.546	1:53.041	1:56.115	1:54.795	1:57.505	1:54.622	1:55.764	1:56.162
			11 - 20	1:55.532	1:56.093								
58	Héctor Palacios Vázquez	12	1 - 10	1:58.232	1:55.549	1:55.514	1:54.334	1:55.835	1:55.747	1:56.321	1:54.548	1:55.803	1:55.656
			11 - 20	1:54.547	1:57.990								
121	Jokin Castaño Rodrigo	12	1 - 10	2:04.075	1:57.047	1:56.231	1:56.228	1:55.187	1:56.016	1:56.545	1:55.445	1:54.862	1:53.674
			11 - 20	1:56.265	1:56.302								
11	Alejandro Mesquita de Queiros	11	1 - 10	2:02.164	1:56.940	1:56.364	1:56.280	1:55.467	1:55.635	1:56.504	1:55.666	1:54.986	1:55.825
			11 - 20	1:59.340									
8	Iván Segura Sábado	11	1 - 10	2:00.910	1:52.152	1:57.346	2:11.898	1:56.121	1:54.214	1:55.150	1:56.318	1:54.671	1:55.229
			11 - 20	1:56.476									
4	Ánchel Echegoyén Cortés	11	1 - 10	2:01.188	1:57.003	1:56.336	1:56.006	1:55.724	1:55.856	1:56.772	1:57.727	1:58.256	1:58.276
			11 - 20	2:13.348									
16	Guillem Cabrera Mptoliu	11	1 - 10	2:02.724	2:03.356	2:01.353	2:00.199	1:59.340	2:00.022	2:01.600	2:02.324	2:02.161	2:02.106
			11 - 20	2:03.009									
10	Jaime Cela Talavera	11	1 - 10	2:04.688	2:03.467	2:04.318	2:03.359	2:04.450	2:02.812	2:04.197	2:02.443	2:02.560	2:03.533
			11 - 20	2:07.138									
20	Jesús Lahoz Martín	11	1 - 10	2:10.006	2:06.081	2:06.533	2:05.754	2:05.719	2:04.829	2:05.583	2:06.029	2:06.897	2:04.843
			11 - 20	2:03.893									
69	Salvador Sánchez Beltrán	11	1 - 10	2:08.390	2:06.558	2:07.520	2:06.466	2:05.725	2:05.161	2:05.414	2:06.216	2:05.009	2:06.984
			11 - 20	2:07.593									
13	Roberto Felix Moreno Cortés	11	1 - 10	2:09.883	2:06.875	2:06.842	2:07.173	2:05.573	2:06.631	2:06.952	2:07.939	2:07.769	2:09.045
			11 - 20	2:08.717									
2	Fátima Farrona Vivas	10	1 - 10	2:13.327	2:07.214	2:08.245	2:06.924	2:07.258	2:07.061	2:08.466	2:11.327	2:08.816	2:07.513
25	Carlos Cortés Rubio	10	1 - 10	2:14.458	2:08.654	2:07.690	2:07.093	2:08.769	2:07.676	2:09.135	2:08.469	2:08.027	2:08.833
14	Jose Garcia Ramos	10	1 - 10	2:11.733	2:07.508	2:09.209	2:07.676	2:10.278	2:08.172	2:08.427	2:08.735	2:08.192	2:09.034
6	Sylvain Xavier Soler	10	1 - 10	2:15.127	2:10.048	2:12.018	2:12.155	2:13.330	2:12.195	2:13.383	2:14.044	2:10.857	2:13.103
18	Carlos Arco Ramírez	10	1 - 10	2:15.806	2:11.598	2:12.814	2:12.169	2:11.485	2:12.944	2:12.199	2:13.559	2:11.645	2:11.226
37	Víctor Cantín Pinilla	10	1 - 10	2:17.968	2:12.458	2:13.006	2:13.871	2:13.455	2:14.720	2:14.617	2:13.772	2:14.172	2:14.130
51	Rubén Josa Zaurín	10	1 - 10	2:18.001	2:13.174	2:12.310	2:12.905	2:13.560	2:14.324	2:15.262	2:13.601	2:14.319	2:13.702
17	Carlos Alberto Acosta R.	10	1 - 10	2:19.270	2:14.933	2:16.317	2:16.665	2:15.929	2:18.402	2:15.834	2:16.397	2:15.191	2:16.320

Campeonato de Velocidad de la C.V.

CTO Velocidad CV

15 June 2024

Result per Class Carrera 2

Valencia - 4005mtr.

Clase 1: Turismos hasta 1600 cc

Pos	Nbr	Name / Entrant	Car	Gap	Diff	Total time	Fastest	In
1	10	Jaime Cela Talavera Escuderia Rasante Sport	Citroen Saxo 1.6	-- 11 laps --		22:49.402	2:02.443	8
2	69	Salvador Sánchez Beltrán Automóvil Club Vec	Citroen Saxo	28.480	28.480	23:17.882	2:05.009	9
3	13	Roberto Felix Moreno Cortés Eficar Team	Hyundai Getz Copa Diesel	40.796	12.316	23:30.198	2:05.573	5
4	25	Carlos Cortés Rubio Eficar Team	Hyundai Getz Copa Diesel	-- 10 laps --		21:35.463	2:07.093	4
5	14	Jose Garcia Ramos Automóvil Club Vec	Hyundai Accent GT	1.358	1.358	21:36.821	2:07.508	2
6	6	Sylvain Xavier Soler Real Automóvil Club Circuito Guadalq	Citroën Saxo 8v	38.607	37.249	22:14.070	2:10.048	2
7	18	Carlos Arco Ramírez Real Automóvil Club Circuito Guadalq	Citroën Saxo 8v	39.042	0.435	22:14.505	2:11.226	10
8	37	Victor Cantín Pinilla Real Automóvil Club Circuito Guadalq	Citroen Saxo 8v	55.310	16.268	22:30.773	2:12.458	2
9	17	Carlos Alberto Acosta R. Automóvil Club Vec	Citroen Saxo 8v	1:20.446	25.136	22:55.909	2:14.933	2

Not Started in Class : 1

DNS 19 Juan Dominguez Roca
Automóvil Club Vec
Citroen Saxo 8v

DNS 22 Guillermo Ibañez Barreiro
Real Automóvil Club Circuito Guadalq
Citroen Saxo

Clase 2: Turismos de más de 1600 cc hasta 2000 cc

Pos	Nbr	Name / Entrant	Car	Gap	Diff	Total time	Fastest	In
1	58	Héctor Palacios Vázquez A.C. Alicante	Mazda MX5	-- 12 laps --		23:13.798	1:54.334	4
2	121	Jokin Castaño Rodrigo Real Automóvil Club Circuito Guadalq	Honda S2000	6.615	6.615	23:20.413	1:53.674	10
3	4	Ánchel Echegoyén Cortés Automóvil Club Zaragoza	Hyundai Coupé	-- 11 laps --		21:51.497	1:55.724	5
4	16	Guillem Cabrera Mptoliu Rallye Club Costa Azahar	Renault Megane	49.896	49.896	22:41.393	1:59.340	5
5	20	Jesús Lahoz Martín Rallye Club Costa Azahar	Alfa Romeo GTV 1750 I	1:22.776	32.880	23:14.273	2:03.893	11
6	2	Fátima Farrona Vivas Automóvil Club Vec	Renault Clio Sport	-- 10 laps --		21:33.355	2:06.924	4
7	51	Rubén Josa Zaurín Federación Aragonesa Automovilismo	BMW E36 3201	58.007	58.007	22:31.362	2:12.310	3

Not Started in Class : 2

DNS 15 Iván Pérez Sánchez
Automóvil Club Zaragoza
Honda Civic EG

DNS 21 Ricardo Millan Pedret
Motor Classic Sabadell
Mazda MX5

Fastest time : 1:45.520 in lap 3 by nbr. 312 : Pablo Hernández Zapata(Pablo Hernández Zapata) (Porsche)

Publication-time

Results: www.getraceresults.com

Timekeeping by : Circuit Ricardo Tormo

Director de Carrera

Cronometraje

Ignacio Mulet (DC -3535-ESP/CV)

Rafael Sanmartín (JOB-0517-ESP/CV)



Campeonato de Velocidad de la C.V.

CTO Velocidad CV

15 June 2024

Result per Class Carrera 2

Valencia - 4005mtr.

Clase 3: Turismos de más de 2000 cc hasta 3200 cc

Pos	Nbr	Name / Entrant	Car	Gap	Diff	Total time	Fastest	In
1	9	Germán López Balboa Balbor Motorsport.c.a.	Renault Clio Cup IV	-- 12 laps --		23:12.626	1:53.261	2
2	5	Joaquín Rodrigo Pérez Automóvil Club Zaragoza	Renault Clio Cup IV	0.283	0.283	23:12.909	1:53.041	4
3	11	Alejandro Mesquita de Queiros Real Automóvil Club Circuito Guadaloq	Toyota MR-2	-- 11 laps --		21:30.146	1:54.986	9
4	8	Iván Segura Sábado Real Automóvil Club Circuito Guadaloq	Volkswagen Golf Gti	3.396	3.396	21:33.542	1:52.152	2

Clase 4: Turismos de más de 3200 cc

Pos	Nbr	Name / Entrant	Car	Gap	Diff	Total time	Fastest	In
1	1	Ander Gamon Aguinagalde Real Automóvil Club Circuito Guadaloq	Seat Leon MK2	-- 12 laps --		22:51.044	1:51.759	3

Clase 5: Vehículos de grupos GT, según ANEXO J art.251 y siguientes.


Pos	Nbr	Name / Entrant	Car	Gap	Diff	Total time	Fastest	In
1	312	Pablo Hernández Zapata Federación Andaluza Automovilismo	Porsche 911 GT3	-- 12 laps --		21:27.371	1:45.520	3
2	88	Alvaro Rodriguez Sastre Real Automóvil Club Circuito Guadaloq	Porsche 968 CS	19.986	19.986	21:47.357	1:46.308	3

Fastest time : 1:45.520 in lap 3 by nbr. 312 : Pablo Hernández Zapata(Pablo Hernández Zapata) (Porsche)

Publication-time

Results: www.getraceresults.com

Timekeeping by : Circuit Ricardo Tormo

Director de Carrera	Cronometraje	
Ignacio Mulet (DC -3535-ESP/CV)	Rafael Sanmartin (JOB-0517-ESP/CV)	
Page 2 of 2	Results remain provisional pending technical examination and decisions from the stewards of the meeting	

Campeonato de Velocidad de la C.V.

CTO Velocidad CV
Sector analyse - Carrera 2

15 June 2024
Valencia - 4005mtr.

Cls=Clase 1: Turismos

Pos	Nbr	Name / Team	Sector 1			Sector 2			Sector 3			Sector 4			Theoret. Fastest	Actual best	In
			time	Lap	pos	time	Lap	pos	time	Lap	pos	time	Lap	pos			
1	10	Jaime Cela Talavera	28.898	9	13	31.671	8	12	27.604	1	12	33.749	1	12	2:01.922	2:02.443	8
2	69	Salvador Sánchez Beltrán	29.009	9	15	32.238	7	14	28.372	7	14	34.683	5	14	2:04.302	2:05.009	9
3	13	Roberto Felix Moreno Cortés	29.001	5	14	32.734	5	16	28.633	1	15	34.836	4	15	2:05.204	2:05.573	5
4	25	Carlos Cortés Rubio	29.471	5	18	32.838	4	17	28.829	4	16	35.243	8	16	2:06.381	2:07.093	4
5	14	Jose García Ramos	29.299	5	16	33.351	7	18	28.890	4	18	35.440	8	18	2:06.980	2:07.508	2
6	6	Sylvain Xavier Soler	29.789	6	19	34.243	9	20	29.577	2	19	36.228	2	20	2:09.837	2:10.048	2
7	18	Carlos Arco Ramírez	29.912	10	20	34.034	2	19	29.909	2	20	36.136	1	19	2:09.991	2:11.226	10
8	37	Víctor Cantín Pinilla	30.094	3	21	34.948	2	22	30.502	3	22	36.702	2	21	2:12.246	2:12.458	2
9	17	Carlos Alberto Acosta R.	31.082	2	23	35.208	9	23	30.513	2	23	37.498	5	23	2:14.301	2:14.933	2

Cls=Clase 2: Turismos de

Pos	Nbr	Name / Team	Sector 1			Sector 2			Sector 3			Sector 4			Theoret. Fastest	Actual best	In
			time	Lap	pos	time	Lap	pos	time	Lap	pos	time	Lap	pos			
1	58	Héctor Palacios Vázquez	26.466	5	9	29.558	11	7	25.966	4	6	31.207	4	5	1:53.197	1:54.334	4
2	121	Jokin Castaño Rodrigo	26.218	10	7	29.374	10	5	26.391	5	10	31.464	10	9	1:53.447	1:53.674	10
3	4	Ánchel Echegoyén Cortés	26.633	5	10	30.217	6	10	26.328	4	9	32.207	3	10	1:55.385	1:55.724	5
4	16	Guillem Cabrera Mptoliu	27.254	5	11	31.394	5	11	27.263	6	11	33.047	4	11	1:58.958	1:59.340	5
5	20	Jesús Lahoz Martín	28.642	11	12	32.192	6	13	27.924	11	13	34.503	6	13	2:03.261	2:03.893	11
6	2	Fátima Farrona Vivas	29.448	4	17	32.499	10	15	28.832	2	17	35.437	4	17	2:06.216	2:06.924	4
7	51	Rubén Josa Zaurín	30.360	5	22	34.382	4	21	30.263	3	21	36.878	3	22	2:11.883	2:12.310	3

Cls=Clase 3: Turismos de

Pos	Nbr	Name / Team	Sector 1			Sector 2			Sector 3			Sector 4			Theoret. Fastest	Actual best	In
			time	Lap	pos	time	Lap	pos	time	Lap	pos	time	Lap	pos			
1	9	Germán López Balboa	26.136	3	5	29.620	2	8	26.021	2	7	31.362	2	7	1:53.139	1:53.261	2
2	5	Joaquín Rodrigo Pérez	26.185	10	6	29.510	4	6	25.855	4	3	31.403	4	8	1:52.953	1:53.041	4
3	11	Alejandro Mesquita de Queir	26.307	10	8	29.950	5	9	26.282	9	8	31.332	9	6	1:53.871	1:54.986	9
4	8	Iván Segura Sábado	25.742	3	3	29.329	3	4	25.861	2	5	30.926	2	4	1:51.858	1:52.152	2

Cls=Clase 4: Turismos de

Pos	Nbr	Name / Team	Sector 1			Sector 2			Sector 3			Sector 4			Theoret. Fastest	Actual best	In
			time	Lap	pos	time	Lap	pos	time	Lap	pos	time	Lap	pos			
1	1	Ander Gamon Aguinagalde	25.752	4	4	29.095	2	3	25.858	3	4	30.831	1	3	1:51.536	1:51.759	3

Cls=Clase 5: Vehículos de

Pos	Nbr	Name / Team	Sector 1			Sector 2			Sector 3			Sector 4			Theoret. Fastest	Actual best	In
			time	Lap	pos	time	Lap	pos	time	Lap	pos	time	Lap	pos			
1	312	Pablo Hernandez Zapata	23.917	7	1	27.932	5	1	24.414	3	2	28.627	4	1	1:44.890	1:45.520	3
2	88	Alvaro Rodriguez Sastre	24.581	3	2	27.988	3	2	24.370	3	1	29.369	3	2	1:46.308	1:46.308	3

Campeonato de Velocidad de la C.V.

Heat name : CTO Velocidad CV - Carrera 2
Heat Date : 15 June 2024
Track name : Valencia - 4005 mtr.

Participants Started	: 23	Participants Classified	: 23
Participants Finished	: 23	Participants Not Classified	: 4
Participants Not Finished	: 0		

Green flag at	: 16:29:59	Heat recording start time	: 16:11:07
Finish flag waved at	: 16:51:27	Heat recording end time	: 16:57:11
Total time of the heat	: 21:27	Total of All Laps in Heat	: 252

Summary of winners per class

Nbr	Name / Team name	Car	Cls	Fastest Laptime	In	Avg. Speed	Laps	Race Time
312	Pablo HernándezZapata	Porsche 911 GT3	5	1:45.520	3	134.39	12	21:27.371
1	Ander Gamon Aguinagalde	Seat Leon MK2	4	1:51.759	3	126.19	12	22:51.044
9	Germán López Balboa	Renault Clio Cup IV	3	1:53.261	2	124.23	12	23:12.626
58	Héctor Palacios Vázquez	Mazda MX5	2	1:54.334	4	124.13	12	23:13.798
10	Jaime Cela Talavera	Citroen Saxo 1.6	1	2:02.443	8	115.81	11	22:49.402

Leader history during the Heat

#	Nbr	Lap	to Lap	Name	Car
1	312	1	12	Pablo HernándezZapata	Porsche 911 GT3

Summary of best laptimes per class

Nbr	Name / Team name	Car	Cls	Fastest Laptime	In	Speed
10	Jaime Cela Talavera	Citroen Saxo 1.6	1	2:02.443	8	117.75
121	Jokin Castaño Rodrigo	Honda S2000	2	1:53.674	10	126.84
8	Iván Segura Sábado	Volkswagen Golf Gti	3	1:52.152	2	128.56
1	Ander Gamon Aguinagalde	Seat Leon MK2	4	1:51.759	3	129.01
312	Pablo HernándezZapata	Porsche 911 GT3	5	1:45.520	3	136.64

Summary of number of laps in the lead

#	Nbr	Name	Car	# Laps in the lead
1	312	Pablo HernándezZapata	Porsche	12