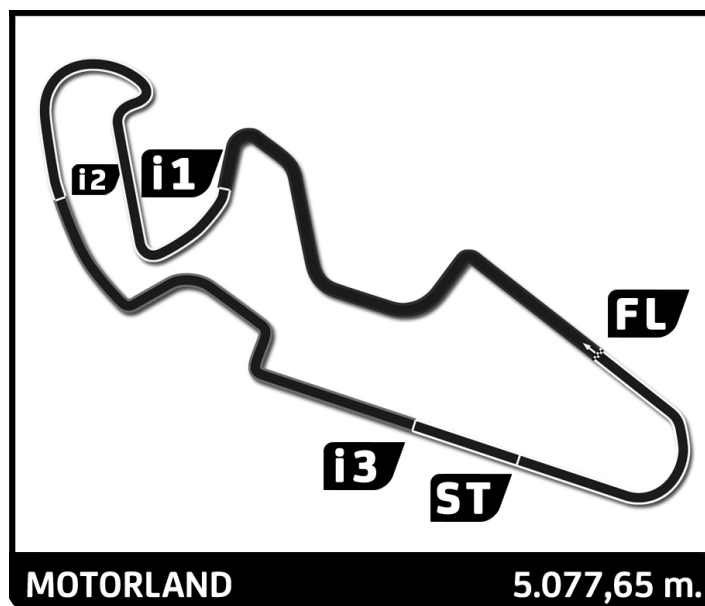
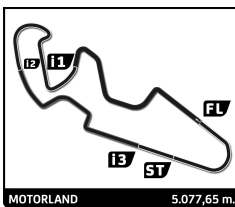


Trofeo de velocidad Motorland 2024

REGIONAL
Results Booklet





REGIONAL

Trofeo de velocidad Motorland 2024

Entrenamiento Libre 1

Classification

No	Driver	Nat	Team	Car	Cl.	Time	Lap Total	Gap	Kph
1	77 DAVID SÁNCHEZ ANDREU		R. A. C. CIRCUITO GUADALOPE	SEAT LEÓN SUPERCOPA MK2	4	2:09.678	6 7	-	140.9
2	1 ÁNDER GAMÓN AGUINAGALI		R. A. C. CIRCUITO GUADALOPE	SEAT LEÓN MK2	4	2:10.382	6 7	+0.704	140.2
3	28 ETHAN MUNIESA EJARQUE		R. A. C. CIRCUITO GUADALOPE	BMW M3 E36	4	2:14.304	4 5	+4.626	136.1
4	27 DANIEL OLIVER PONZ		R. A. C. CIRCUITO GUADALOPE	RENAULT CLIO CUP IV	3	2:14.820	6 7	+5.142	135.6
5	29 PABLO HERNÁNDEZ ZAPATA		FEDER. ANDALUZA AUTOMOVILISMO	PORSCHE 911 GT3	5	2:16.503	4 6	+6.825	133.9
6	81 JUAN ARIAS PÉREZ		SKUALO COMPETICION CE	GINETTA G50	5	2:17.489	2 3	+7.811	132.9
7	88 LÓPEZ ANÓS / RODRÍGUEZ		R. A. C. CIRCUITO GUADALOPE	PORSCHE 968 CS	5	2:21.328	4 5	+11.650	129.3
8	58 HÉCTOR PALACIOS VÁZQUEZ		AUTOMÓVIL CLUB ALICANTE	MAZDA MX5	2	2:21.842	6 7	+12.164	128.9
9	53 LATAPIA LLINÁS / CIGUENDEZ GALLEGO		R. A. C. CIRCUITO GUADALOPE	RENAULT CLIO RS III	2	2:22.236	5 7	+12.558	128.5
10	8 IVÁN SEGURA SÁBADO		R. A. C. CIRCUITO GUADALOPE	VOLKSWAGEN GOLF GTI	3	2:23.831	3 4	+14.153	127.1
11	26 ESPÉS ALBAJEZ / BOLTÑA PLANCHAT		R. A. C. CIRCUITO GUADALOPE	HYUNDAI COUPÉ V6	2	2:24.069	4 5	+14.391	126.9
12	11 ALEJANDRO MESQUITA DE		R. A. C. CIRCUITO GUADALOPE	TOYOTA MR2	3	2:25.051	3 4	+15.373	126.0
13	19 HUGO MUNIESA EJARQUE		R. A. C. CIRCUITO GUADALOPE	TOYOTA MR2	2	2:26.045	6 7	+16.367	125.1
14	13 ROBERTO MORENO CORTÉS		EFICAR TEAM	HYUNDAI GETZ COPA DIESEL	1	2:29.113	3 4	+19.435	122.6
15	3 CARLOS SANZ MOSTAJO		AUTOMÓVIL CLUB ZARAGOZA	HYUNDAI COUPÉ	2	2:29.954	2 4	+20.276	121.9
16	12 QUEROL LAHOZ / CANDELAS		R. A. C. CIRCUITO GUADALOPE	VOLKSWAGEN LUPO GTI	1	2:33.448	5 6	+23.770	119.1
17	22 ESCOLANO BARRIL		AUTOMÓVIL CLUB ZARAGOZA	SEAT IBIZA CUPRA	2	2:34.719	4 5	+25.041	118.1
18	15 JORGE SÁNCHEZ ROYO		R. A. C. CIRCUITO GUADALOPE	CITROËN SAXO 8V	1	2:37.777	4 5	+28.099	115.8
19	5 RODRIGO PÉREZ / ALONSO		AUTOMÓVIL CLUB ZARAGOZA	RENAULT CLIO CUP IV	3	2:38.879	4 6	+29.201	115.0
20	21 ESCOLANO BARRIL		AUTOMÓVIL CLUB ZARAGOZA	BMW 318 IS	2	2:39.931	4 5	+30.253	114.3
21	37 VÍCTOR CANTÍN PINILLA		R. A. C. CIRCUITO GUADALOPE	CITROËN SAXO 8V	1	2:40.657	3 4	+30.979	113.8
22	16 IVÁN PÉREZ SÁNCHEZ		R. A. C. CIRCUITO GUADALOPE	PEUGEOT 207 RC	2	2:41.753	4 5	+32.075	113.0
23	14 JOSÉ SÁNCHEZ ROYO		R. A. C. CIRCUITO GUADALOPE	CITROËN SAXO 8V	1	2:43.357	5 6	+33.679	111.9
24	23 JOSÉ AYALA OLIVER		ESCUADERÍA CERRO NEGRO	FIAT PUNTO HGT	2	2:43.407	4 5	+33.729	111.9
25	17 ARTURO TOMÉ MAGALLÓN		R. A. C. CIRCUITO GUADALOPE	CITROËN SAXO 8V	1	2:47.243	5 6	+37.565	109.3
26	10 JAIME CELA TALAVERA		RASANTE SPORT	CITROËN SAXO VTS 16V	1	2:49.450	2 3	+39.772	107.9
27	25 CARLOS CORTÉS RUBIO		EFICAR TEAM	HYUNDAI GETZ COPA DIESEL	1	2:50.237	3 4	+40.559	107.4
28	20 JESÚS LAHOZ MARTÍN		R. A. C. CIRCUITO GUADALOPE	ALFA ROMEO GTV 1.750 1ª S.	2	3:03.226	4 5	+53.548	99.8
29	24 JESÚS MORALES ANGUITA		ESCUADERÍA CERRO NEGRO	RENAULT CLIO CUP II	2	3:06.299	3 4	+56.621	98.1
30	6 SYLVAIN SOLER		R. A. C. CIRCUITO GUADALOPE	CITROËN SAXO 8V	1				
31	7 CAMILO SEBASTIÁ SANCHO		AUTOMÓVIL CLUB VEC	AUTHI MINI LS	1		3		
32	9 URANGA ANTIXIA / BUENETXI		R. A. C. CIRCUITO GUADALOPE	CITROËN SAXO 8V	1				
33	18 CARLOS ARCO RAMÍREZ		R. A. C. CIRCUITO GUADALOPE	CITROËN SAXO 8V	1				
34	51 JOSA ZAURÍN		FEDERACIÓN ARAGONESA DE AUTOMOVILISMO	BMW E36 320I	2		4		

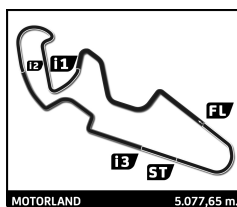
Fastest Lap: Lap 6 | DAVID SÁNCHEZ ANDREU | 2:09.678 | 140.9 Kph

Published at:

Track Status: **DRY**

Clerk of the Course:	Timekeeper: Álvaro Montilla
-----------------------------	---------------------------------------





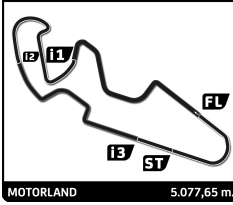
REGIONAL

Trofeo de velocidad Motorland 2024

Entrenamiento Libre 1

Best Sector Times

Sector 1			Sector 2			Sector 3			Sector 4			Pos	No	Ideal Lap	Best Lap
Pos	No Driver	Time	No Driver	Time	No Driver	Time	No Driver	Time	No Driver	Time					
1	77 D.SÁNCHEZ ANDREU	36.590	77 D.SÁNCHEZ ANDREU	36.863	77 D.SÁNCHEZ ANDREU	23.905	77 D.SÁNCHEZ ANDREU	32.320	1	77	2:09.678	2:09.678	(1)		
2	1 Á.GAMÓN AGUINAGALDE	36.670	1 Á.GAMÓN AGUINAGALDE	37.051	1 Á.GAMÓN AGUINAGALDE	24.236	1 Á.GAMÓN AGUINAGALDE	32.425	2	1	2:10.382	2:10.382	(2)		
3	28 E.MUNIESA EJARQUE	37.312	28 E.MUNIESA EJARQUE	38.078	27 D.OLIVER PONZ	24.587	29 P.HERNÁNDEZ ZAPATA	33.100	3	28	2:14.304	2:14.304	(3)		
4	27 D.OLIVER PONZ	37.558	27 D.OLIVER PONZ	38.155	28 E.MUNIESA EJARQUE	24.688	81 J.ARIAS PÉREZ	33.473	4	27	2:14.820	2:14.820	(4)		
5	29 P.HERNÁNDEZ ZAPATA	38.034	81 J.ARIAS PÉREZ	38.303	81 J.ARIAS PÉREZ	24.819	88 LÓPEZ ANÓS / RODRIGUEZ	34.017	5	81	2:15.147	2:17.489	(6)		
6	81 J.ARIAS PÉREZ	38.552	53 LATAPIA LLINÁS / CIUENDEZ	39.257	58 H.PALACIOS VÁZQUEZ	25.673	28 E.MUNIESA EJARQUE	34.226	6	88	2:19.429	2:21.328	(7)		
7	53 LATAPIA LLINÁS / CIUENDEZ	38.742	88 LÓPEZ ANÓS / RODRIGUEZ	39.371	26 ESPÉS ALBAJEZ / BOLTANA	25.792	27 D.OLIVER PONZ	34.520	7	53	2:19.853	2:22.236	(9)		
8	26 ESPÉS ALBAJEZ / BOLTANA	39.518	8 I.SEGURA SÁBADO	39.429	53 LATAPIA LLINÁS / CIUENDEZ	25.856	11 A.MESQUITA DE QUEIROS	35.660	8	58	2:21.208	2:21.842	(8)		
9	88 LÓPEZ ANÓS / RODRIGUEZ	39.581	3 C.SANZ MOSTAJO	39.496	8 I.SEGURA SÁBADO	26.248	53 LATAPIA LLINÁS / CIUENDEZ	35.998	9	8	2:22.425	2:23.831	(10)		
10	58 H.PALACIOS VÁZQUEZ	39.987	58 H.PALACIOS VÁZQUEZ	39.515	11 A.MESQUITA DE QUEIROS	26.430	58 H.PALACIOS VÁZQUEZ	36.033	10	26	2:23.218	2:24.069	(11)		
11	8 I.SEGURA SÁBADO	40.229	26 ESPÉS ALBAJEZ / BOLTANA	40.655	88 LÓPEZ ANÓS / RODRIGUEZ	26.460	3 C.SANZ MOSTAJO	36.492	11	11	2:23.504	2:25.051	(12)		
12	19 H.MUNIESA EJARQUE	40.342	19 H.MUNIESA EJARQUE	40.910	19 H.MUNIESA EJARQUE	26.718	8 I.SEGURA SÁBADO	36.519	12	3	2:23.864	2:29.954	(15)		
13	3 C.SANZ MOSTAJO	40.358	11 A.MESQUITA DE QUEIROS	41.034	13 R.MORENO CORTÉS	27.215	26 ESPÉS ALBAJEZ / BOLTANA	37.253	13	19	2:25.460	2:26.045	(13)		
14	11 A.MESQUITA DE QUEIROS	40.380	13 R.MORENO CORTÉS	41.371	3 C.SANZ MOSTAJO	27.518	19 H.MUNIESA EJARQUE	37.490	14	13	2:29.113	2:29.113	(14)		
15	22 ESCOLANO BARRIL	41.390	16 I.PÉREZ SÁNCHEZ	42.740	12 QUEROL LAHOZ / CANDELAS RUIZ	27.906	5 RODRIGO PÉREZ / ALONSO SAVARINO	37.912	15	22	2:32.928	2:34.719	(17)		
16	13 R.MORENO CORTÉS	41.802	5 RODRIGO PÉREZ / ALONSO SAVARINO	42.797	21 ESCOLANO BARRIL	29.170	16 I.PÉREZ SÁNCHEZ	38.022	16	12	2:33.017	2:33.448	(16)		
17	12 QUEROL LAHOZ / CANDELAS RUIZ	42.314	12 QUEROL LAHOZ / CANDELAS RUIZ	42.836	22 ESCOLANO BARRIL	29.188	22 ESCOLANO BARRIL	38.592	17	5	2:33.191	2:38.879	(19)		
18	16 I.PÉREZ SÁNCHEZ	42.830	22 ESCOLANO BARRIL	43.758	5 RODRIGO PÉREZ / ALONSO SAVARINO	29.216	13 R.MORENO CORTÉS	38.725	18	16	2:33.240	2:41.753	(22)		
19	5 RODRIGO PÉREZ / ALONSO SAVARINO	43.266	10 J.CELA TALAVERA	44.586	16 I.PÉREZ SÁNCHEZ	29.648	12 QUEROL LAHOZ / CANDELAS RUIZ	39.961	19	21	2:39.568	2:39.931	(20)		
20	15 J.SÁNCHEZ ROYO	43.404	21 ESCOLANO BARRIL	44.612	37 V.CANTÍN PINILLA	29.812	15 J.SÁNCHEZ ROYO	40.582	20	37	2:39.889	2:40.657	(21)		
21	14 J.SÁNCHEZ ROYO	43.918	37 V.CANTÍN PINILLA	44.889	17 A.TOMÉ MAGALLÓN	30.087	37 V.CANTÍN PINILLA	40.672	21	14	2:42.557	2:43.357	(23)		
22	37 V.CANTÍN PINILLA	44.516	14 J.SÁNCHEZ ROYO	45.859	14 J.SÁNCHEZ ROYO	30.623	10 J.CELA TALAVERA	40.676	22	17	2:42.619	2:47.243	(25)		
23	23 JAYALA OLIVER	44.855	25 C.CORTÉS RUBIO	45.873	25 C.CORTÉS RUBIO	31.275	17 A.TOMÉ MAGALLÓN	40.709	23	10	2:44.646	2:49.450	(26)		
24	51 JOSA ZAURÍN	44.925	17 A.TOMÉ MAGALLÓN	45.894	10 J.CELA TALAVERA	32.009	21 ESCOLANO BARRIL	40.820	24	25	2:50.237	2:50.237	(27)		
25	21 ESCOLANO BARRIL	44.966	24 J.MORALES ANGUIA	49.142	24 J.MORALES ANGUIA	33.023	23 JAYALA OLIVER	41.652	25	24	3:00.018	3:06.299	(29)		
26	17 A.TOMÉ MAGALLÓN	45.929	20 J.LAHOZ MARTÍN	51.052	20 J.LAHOZ MARTÍN	35.283	51 JOSA ZAURÍN	41.830	26	20	3:03.226	3:03.226	(28)		
27	10 J.CELA TALAVERA	47.375	7 C.SEBASTIÁ SANCHO	55.721	7 C.SEBASTIÁ SANCHO	54.025	14 J.SÁNCHEZ ROYO	42.157	27	7	3:38.503				



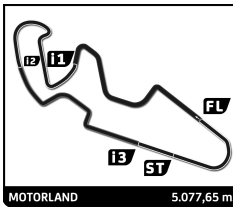
REGIONAL

Trofeo de velocidad Motorland 2024

Entrenamiento Libre 1

Fastest Lap Sequence

Elapsed	No	Driver	Team	Car	Class	Time	Kph	Lap
17:19.869	26	ESPÉS ALBAJEZ / BOLTAÑA PLANCHAT	R. A. C. CIRCUITO GUADALOPE	HYUNDAI COUPÉ V6	2	2:26.556	124.7	2
17:22.668	28	ETHAN MUNIESA EJARQUE	R. A. C. CIRCUITO GUADALOPE	BMW M3 E36	4	2:21.243	129.4	2
17:31.313	81	JUAN ARIAS PÉREZ	SKUALO COMPETICION CE	GINETTA G50	5	2:17.489	132.9	2
17:54.446	77	DAVID SÁNCHEZ ANDREU	R. A. C. CIRCUITO GUADALOPE	SEAT LEÓN SUPERCOPA MK2	4	2:17.483	132.9	4
18:20.592	29	PABLO HERNÁNDEZ ZAPATA	FEDER. ANDALUZA AUTOMOVILISMO	PORSCHE 911 GT3	5	2:16.503	133.9	4
20:08.101	77	DAVID SÁNCHEZ ANDREU	R. A. C. CIRCUITO GUADALOPE	SEAT LEÓN SUPERCOPA MK2	4	2:13.655	136.7	5
22:14.944	1	ÁNDER GAMÓN AGUINAGALDE	R. A. C. CIRCUITO GUADALOPE	SEAT LEÓN MK2	4	2:10.382	140.2	6
22:17.779	77	DAVID SÁNCHEZ ANDREU	R. A. C. CIRCUITO GUADALOPE	SEAT LEÓN SUPERCOPA MK2	4	2:09.678	140.9	6



REGIONAL

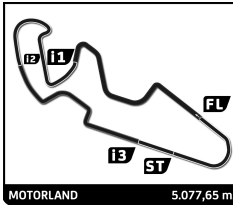
Trofeo de velocidad Motorland 2024

Entrenamiento Libre 1

Sector Analysis

— Invalidated Lap ■ Personal Best ■ Session Best B Crossing the pit lane

Lap	Time	Sector 1	Sector 2	Sector 3	Sector 4	Elapsed	Lap	Time	Sector 1	Sector 2	Sector 3	Sector 4	Elapsed
1 ÁNDER GAMÓN AGUINALGALDE							2 3:07.054 B 44.733 55.782 29.238 57.301 6:06.842						
R. A. C. CIRCUITO GUADALOPE SEAT LEÓN MK2							3 9:43.941 7:48.845 44.376 29.684 41.036 15:50.783						
1	3:41.227	1:54.176	42.656	28.918	35.477	3:41.227	4	2:35.029	43.124	43.986	27.906	40.013	18:25.812
2	3:12.777 B	42.321	46.332	30.190	1:13.934	6:54.004	5	2:33.448	42.314	42.881	28.292	39.961	20:59.260
3	8:33.706	6:49.587	41.927	27.919	34.273	15:27.710	6	3:06.717 B	42.841	42.836	34.681	1:06.359	24:05.977
4	2:20.333	41.789	39.158	25.789	33.597	17:48.043							
5	2:16.519	38.076	39.129	26.378	32.936	20:04.562							
6	2:10.382	36.670	37.051	24.236	32.425	22:14.944							
7	3:26.164 B	46.516	48.783	34.396	1:16.469	25:41.108							
3 CARLOS SANZ MOSTAJO							13 ROBERTO MORENO CORTÉS						
AUTOMÓVIL CLUB ZARAGOZA HYUNDAI COUPÉ							EFICAR TEAM HYUNDAI GETZ COPA DIESEL						
1	15:39.994	...	44.218	28.961	38.959	15:39.994	1	16:05.406	...	45.172	29.262	39.687	16:05.406
2	2:29.954	43.374	42.515	27.573	36.492	18:09.948	2	2:31.002	42.718	41.506	27.668	39.110	18:36.408
3	2:31.038 B	40.358	39.496	27.518	43.666	20:40.986	3	2:29.113	41.802	41.371	27.215	38.725	21:05.521
4	4:49.522 B	2:13.531	51.885	32.307	1:11.799	25:30.508	4	3:06.075 B	42.031			1:07.326	24:11.596
5 RODRIGO PÉREZ / ALONSO SAVAR							14 JOSÉ SÁNCHEZ ROYO						
AUTOMÓVIL CLUB ZARAGOZA RENAULT CLIO CUP IV							R. A. C. CIRCUITO GUADALOPE CITROËN SAXO 8V						
1	3:54.190	1:48.044	50.525	32.853	42.768	3:54.190	1	3:51.650	1:33.502	52.250	37.014	48.884	3:51.650
2	3:22.537 B	58.504	55.549	33.707	54.777	7:16.727	2	3:55.772 B	1:00.311	1:03.190	41.025	1:11.246	7:47.422
3	8:20.582	6:21.158	46.149	33.690	39.585	15:37.309	3	8:05.007	5:58.643	50.148	33.228	42.988	15:52.429
4	2:38.879	45.704	44.983	29.216	38.976	18:16.188	4	2:49.349	47.014	46.677	31.876	43.782	18:41.778
5	2:39.988	45.639	46.760	29.677	37.912	20:56.176	5	2:43.357	44.718	45.859	30.623	42.157	21:25.135
6	2:56.411 B	43.266	42.797	34.298	56.050	23:52.587	6	3:09.722 B	43.918	46.350	34.331	1:05.123	24:34.857
7 CAMILO SEBASTIÁ SANCHO							15 JORGE SÁNCHEZ ROYO						
AUTOMÓVIL CLUB VEC AUTHI MINI LS							R. A. C. CIRCUITO GUADALOPE CITROËN SAXO 8V						
1	5:57.238 B	2:50.751	1:02.358	43.104	1:21.025	5:57.238	1	6:34.632 B	3:59.507			1:04.874	6:34.632
2	11:11.188	8:20.641	55.721	1:02.297	52.529	17:08.426	2	8:45.918	6:50.449			40.707	15:20.550
3	4:09.299 B	56.228	57.986	54.025	1:21.060	21:17.725	3	2:40.492	46.943			40.582	18:01.042
							4	2:37.777	44.361			40.663	20:38.819
							5	3:10.149 B	43.404			1:14.298	23:48.968
8 IVÁN SEGURA SÁBADO							16 IVÁN PÉREZ SÁNCHEZ						
R. A. C. CIRCUITO GUADALOPE VOLKSWAGEN GOLF GTI							R. A. C. CIRCUITO GUADALOPE PEUGEOT 207 RC						
1	15:35.953	...	44.956	30.451	39.393	15:35.953	1	3:30.549	1:09.642	1:02.713	35.603	42.591	3:30.549
2	2:32.194	43.111	41.486	29.780	37.817	18:08.147	2	3:18.132 B	46.290	49.150	32.454	1:10.238	6:48.681
3	2:23.831	40.789	39.429	27.094	36.519	20:31.978	3	11:26.547	9:28.415	47.310	30.255	40.567	18:15.228
4	2:51.456 B	40.229	43.743	26.248	1:01.236	23:23.434	4	2:41.753	47.070	47.013	29.648	38.022	20:56.981
							5	3:07.028 B	42.830	42.740	35.696	1:05.762	24:04.009
10 JAIME CELA TALAVERA							17 ARTURO TOMÉ MAGALLÓN						
RASANTE SPORT CITROËN SAXO VTS 16V							R. A. C. CIRCUITO GUADALOPE CITROËN SAXO 8V						
1	15:17.480	...	48.875	32.568	47.684	15:17.480	1	3:05.051	54.230	52.618	35.428	42.775	3:05.051
2	2:49.450	51.724	44.963	32.087	40.676	18:06.930	2	3:26.115 B	49.219	54.891	39.614	1:02.391	6:31.166
3	2:52.447 B	47.375	44.586	32.009	48.477	20:59.377	3	8:53.439	6:56.201	45.894	30.385	40.959	15:24.605
							4	2:49.605	47.278	49.950	30.726	41.651	18:14.210
							5	2:47.243	47.173	49.274	30.087	40.709	21:01.453
							6	3:14.428 B	45.929	46.939	36.182	1:05.378	24:15.881
11 ALEJANDRO MESQUITA DE QUEIRO							19 HUGO MUNIESA EJARQUE						
R. A. C. CIRCUITO GUADALOPE TOYOTA MR2							R. A. C. CIRCUITO GUADALOPE TOYOTA MR2						
1	5:20.283 B	3:10.012	46.219	33.101	50.951	5:20.283	1	2:49.200	52.674	46.228	30.776	39.522	2:49.200
2	9:42.515	7:56.104	41.731	28.264	36.416	15:02.798	2	3:10.473 B	41.166	44.534	35.967	1:08.806	5:59.673
3	2:25.051	41.927	41.034	26.430	35.660	17:27.849	3	9:02.392	7:13.663	42.691	28.356	37.682	15:02.065
4	2:26.489	42.110	41.363	26.645	36.371	19:54.338	4	2:28.908	41.682	42.732	26.718	37.776	17:30.973
							5	2:28.751	41.153	43.247	26.861	37.490	19:59.724
							6	2:26.045	40.342	40.910	27.255	37.538	22:25.769
							7	3:24.493 B	49.190	48.387	30.220	1:16.696	25:50.262
12 QUEROL LAHOZ / CANDELAS RUIZ													
R. A. C. CIRCUITO GUADALOPE VOLKSWAGEN LUPO GTI													
1	2:59.788	1:01.937	46.811	30.087	40.953	2:59.788							



REGIONAL

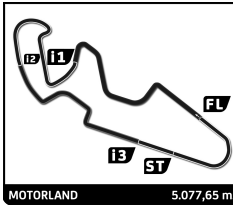
Trofeo de velocidad Motorland 2024

Entrenamiento Libre 1

Sector Analysis

Invalidated Lap Personal Best Session Best B Crossing the pit lane

Lap	Time	Sector 1	Sector 2	Sector 3	Sector 4	Elapsed	Lap	Time	Sector 1	Sector 2	Sector 3	Sector 4	Elapsed
20 JESÚS LAHOZ MARTÍN													
R. A. C. CIRCUITO GUADALOPE						ALFA ROMEO GTV 1.750 1 ^o S.							
1	5:05.256	B	2:19.338	56.895	36.765	1:12.258	5:05.256						
2	10:30.999		8:13.822	52.171	37.820	47.186	15:36.255						
3	3:11.578		53.584	51.103	39.895	46.996	18:47.833						
4	3:03.226		52.719	51.052	35.283	44.172	21:51.059						
5	3:32.119	B	50.913	55.951	36.932	1:08.323	25:23.178						
21 ESCOLANO BARRIL													
AUTOMÓVIL CLUB ZARAGOZA						BMW 318 IS							
1	4:33.428	B	1:57.677	54.534	35.586	1:05.631	4:33.428						
2	11:28.107		9:20.631	52.944	31.898	42.634	16:01.535						
3	2:44.729		48.655	44.612	29.593	41.869	18:46.264						
4	2:39.931		45.270	44.671	29.170	40.820	21:26.195						
5	3:22.589	B	44.966	58.822	37.349	1:01.452	24:48.784						
22 ESCOLANO BARRIL													
AUTOMÓVIL CLUB ZARAGOZA						SEAT IBIZA CUPRA							
1	4:54.522	B	2:20.047	57.267	37.461	59.747	4:54.522						
2	11:25.984		9:20.123	49.002	31.730	45.129	16:20.506						
3	2:45.409		49.611	45.970	29.188	40.640	19:05.915						
4	2:34.719		42.693	43.758	29.676	38.592	21:40.634						
5	3:13.795	B	41.390	49.863	38.496	1:04.046	24:54.429						
23 JOSÉ AYALA OLIVER													
ESCUDERÍA CERRO NEGRO						FIAT PUNTO HGT							
1	5:17.655	B	2:48.986			1:00.187	5:17.655						
2	10:35.768		8:30.322			42.684	15:53.423						
3	2:47.273		46.981			41.652	18:40.696						
4	2:43.407		44.855			43.047	21:24.103						
5	3:26.810	B	48.288			1:02.564	24:50.913						
24 JESÚS MORALES ANGUIA													
ESCUDERÍA CERRO NEGRO						RENAULT CLIO CUP II							
1	11:43.627	B	2:48.352	7:13.352	38.236	1:03.687	11:43.627						
2	5:27.233		3:16.613	49.142	34.746	46.732	17:10.860						
3	3:06.299		54.504	52.031	33.023	46.741	20:17.159						
4	3:15.770	B	51.121	50.107	33.381	1:01.161	23:32.929						
25 CARLOS CORTÉS RUBIO													
EFICAR TEAM						HYUNDAI GETZ COPA DIESEL							
1	16:19.881		...	47.848	32.230	46.315	16:19.881						
2	2:52.335		49.469	46.119	31.807	44.940	19:12.216						
3	2:50.237		48.900	45.873	31.275	44.189	22:02.453						
4	3:24.119	B	50.988	50.755	33.637	1:08.739	25:26.572						
26 ESPÉS ALBAJEZ / BOLTAÑA PLANÇ													
R. A. C. CIRCUITO GUADALOPE						HYUNDAI COUPÉ V6							
1	14:53.313		...	44.425	28.115	37.513	14:53.313						
2	2:26.556		40.405	41.306	26.656	38.189	17:19.869						
3	2:27.685		42.740	40.655	27.037	37.253	19:47.554						
4	2:24.069		39.518	41.138	25.792	37.621	22:11.623						
5	3:22.841	B	46.010	49.638	33.359	1:13.834	25:34.464						
27 DANIEL OLIVER PONZ													
R. A. C. CIRCUITO GUADALOPE						RENAULT CLIO CUP IV							
1	3:43.811		1:55.581	43.437	28.340	36.453	3:43.811						
2	3:13.042	B	41.529	46.239	29.549	1:15.725	6:56.853						
3	8:18.388		6:32.493	42.361	27.334	36.200	15:15.241						
4	2:18.596		39.238	39.260	25.290	34.808	17:33.837						
5	2:16.942		37.672	39.686	24.962	34.622	19:50.779						
6	2:14.820		37.558	38.155	24.587	34.520	22:05.599						
7	3:08.580	B	39.234	53.462	31.070	1:04.814	25:14.179						
28 ETHAN MUNIESA EJARQUE													
R. A. C. CIRCUITO GUADALOPE						BMW M3 E36							
1	15:01.425		...	42.540	28.129	37.997	15:01.425						
2	2:21.243		41.474	39.857	25.043	34.869	17:22.668						
3	2:16.670		38.948	38.390	25.021	34.311	19:39.338						
4	2:14.304		37.312	38.078	24.688	34.226	21:53.642						
5	3:15.475	B	38.525	58.594	33.944	1:04.412	25:09.117						
29 PABLO HERNÁNDEZ ZAPATA													
FEDER. ANDALUZA AUTOMOVILISMA						PORSCHE 911 GT3							
1	3:07.269		1:18.303			34.896	3:07.269						
2	3:20.178	B	44.143			1:02.788	6:27.447						
3	9:36.642		7:54.686			34.028	16:04.089						
4	2:16.503		38.527			33.100	18:20.592						
5	2:23.641		42.244			33.156	20:44.233						
6	2:42.589	B	38.034			59.716	23:26.822						
37 VÍCTOR CANTÍN PINILLA													
R. A. C. CIRCUITO GUADALOPE						CITROËN SAXO 8V							
1	15:26.658		...	47.754	30.500	40.672	15:26.658						
2	2:47.023		46.077	48.297	29.952	42.697	18:13.681						
3	2:40.657		44.516	44.889	29.812	41.440	20:54.338						
4	3:14.587	B	49.658	46.041	32.873	1:06.015	24:08.925						
51 JOSA ZAURÍN													
FEDERACIÓN ARAGONESA DE AUT						BMW E36 320I							
1	6:40.901	B	4:00.768			1:08.117	6:40.901						
2	9:12.805		7:13.405			41.830	15:53.706						
3	2:48.651	B	44.925			49.703	18:42.357						
4	6:30.227	B	3:52.728			1:03.912	25:12.584						
53 LATAPIA LLINÁS / CIUENDEZ GAL													
R. A. C. CIRCUITO GUADALOPE						RENAULT CLIO RS III							
1	4:02.138		2:02.392	48.740	30.696	40.310	4:02.138						
2	3:17.991	B	54.750	56.374	32.027	54.840	7:20.129						
3	7:57.296		6:04.238	44.590	28.736	39.732	15:17.425						
4	2:30.727		45.545	40.812	26.909	37.461	17:48.152						
5	2:22.236		39.463	39.386	27.389	35.998	20:10.388						
6	2:19.319		38.742	39.257	25.856	35.464	22:29.707						
7	3:16.443	B	47.132	43.614	30.263	1:15.434	25:46.150						
58 HÉCTOR PALACIOS VÁZQUEZ													
AUTOMÓVIL CLUB ALICANTE						MAZDA MX5							
1	2:50.670		54.313	45.850	31.477	39.030	2:50.670						
2	3:14.588	B	42.323	44.199	36.354	1:11.712	6:05.258						



REGIONAL

Trofeo de velocidad Motorland 2024

Entrenamiento Libre 1

Sector Analysis

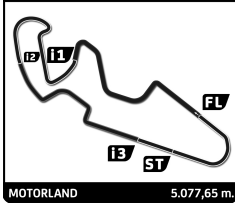
— Invalidated Lap ■ Personal Best ■ Session Best B Crossing the pit lane

Lap	Time	Sector 1	Sector 2	Sector 3	Sector 4	Elapsed	Lap	Time	Sector 1	Sector 2	Sector 3	Sector 4	Elapsed
3	8:55.847	7:06.882	42.820	28.138	38.007	15:01.105							
4	2:25.547	41.143	40.638	27.188	36.578	17:26.652							
5	2:23.983	39.987	41.487	25.838	36.671	19:50.635							
6	2:21.842	40.621	39.515	25.673	36.033	22:12.477							
7	3:24.730B	47.802	48.771	33.748	1:14.409	25:37.207							

77 DAVID SÁNCHEZ ANDREU		R. A. C. CIRCUITO GUADALOPE		SEAT LEÓN SUPERCOPA MK2		
1	3:08.579	1:26.382	41.045	27.200	33.952	3:08.579
2	3:15.764B	38.509	57.099	39.017	1:01.139	6:24.343
3	9:12.620	7:30.171	41.611	25.743	35.095	15:36.963
4	2:17.483	38.797	39.588	25.834	33.264	17:54.446
5	2:13.655	36.650	37.012	26.976	33.017	20:08.101
6	2:09.678	36.590	36.863	23.905	32.320	22:17.779
7	3:25.650B	45.670	47.730	34.383	1:17.867	25:43.429

81 JUAN ARIAS PÉREZ		SKUALO COMPETICION CE		GINETTA G50		
1	15:13.824	...	44.528	29.103	37.225	15:13.824
2	2:17.489	40.167	38.824	25.025	33.473	17:31.313
3	2:24.936B	38.552	38.303	24.819	43.262	19:56.249

88 LÓPEZ ANÓS / RODRÍGUEZ SASTRI		R. A. C. CIRCUITO GUADALOPE		PORSCHE 968 CS		
1	6:59.629B	4:41.468	48.648	32.559	56.954	6:59.629
2	8:18.836	6:29.471	44.019	29.093	36.253	15:18.465
3	2:27.593	45.315	40.428	27.289	34.561	17:46.058
4	2:21.328	39.581	39.371	28.359	34.017	20:07.386
5	2:28.959B	40.442	39.626	26.460	42.431	22:36.345


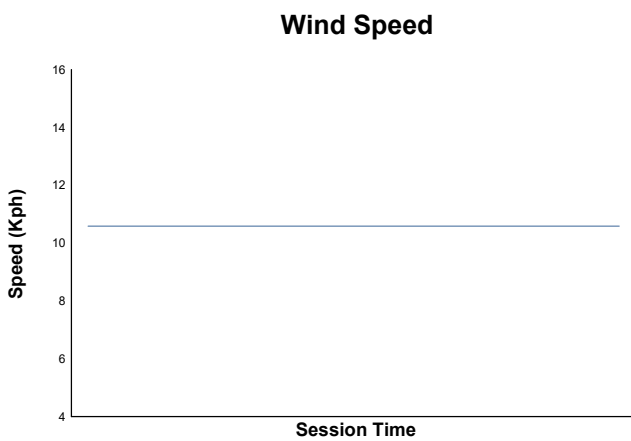
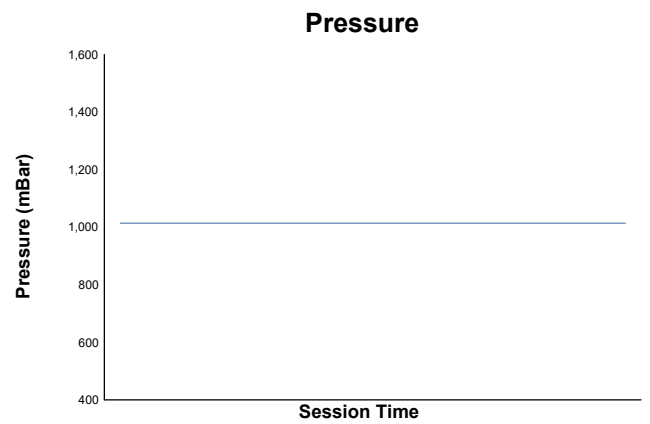
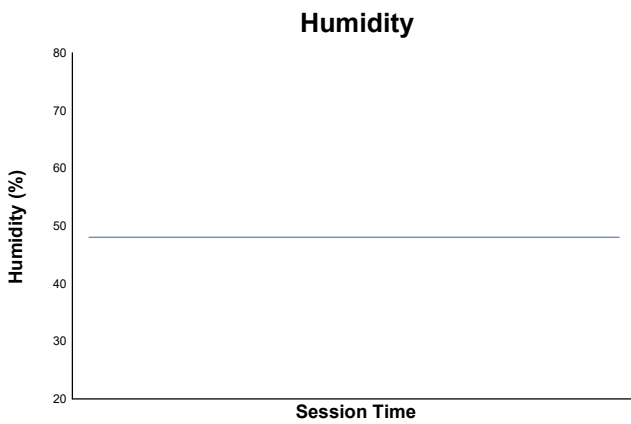
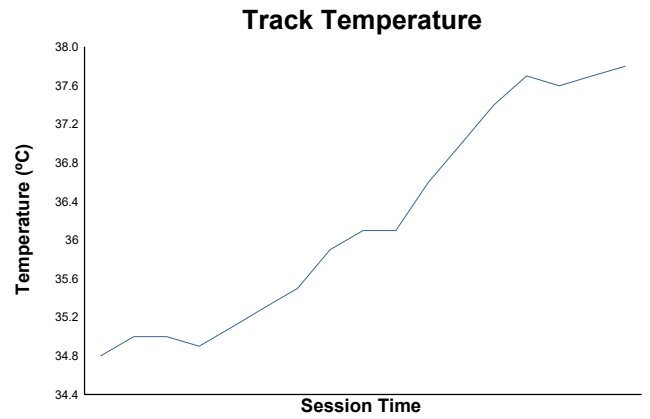
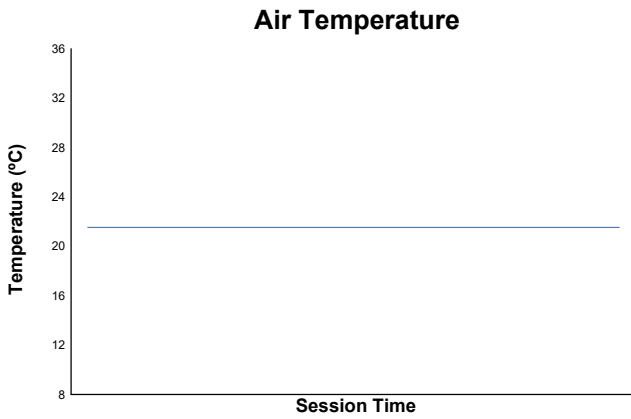


Trofeo de velocidad Motorland 2024

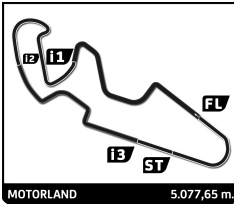
REGIONAL

Entrenamiento Libre 1

Weather Report



Track Status: **DRY**



REGIONAL

Trofeo de velocidad Motorland 2024

Entrenamiento Libre 2

Classification

No	Driver	Nat	Team	Car	Cl.	Time	Lap Total	Gap	Kph
1	28	ETHAN MUNIESA EJARQUE	R. A. C. CIRCUITO GUADALOPE	BMW M3 E36	4	2:10.627	5 6	-	139.9
2	77	DAVID SÁNCHEZ ANDREU	R. A. C. CIRCUITO GUADALOPE	SEAT LEÓN SUPERCOPA MK2	4	2:10.884	2 4	+0.257	139.6
3	29	PABLO HERNÁNDEZ ZAPATA	FEDER. ANDALUZA AUTOMOVILISMO	PORSCHE 911 GT3	5	2:11.565	3 6	+0.938	138.9
4	1	ÁNDER GAMÓN AGUINAGALI	R. A. C. CIRCUITO GUADALOPE	SEAT LEÓN MK2	4	2:13.299	3 5	+2.672	137.1
5	27	DANIEL OLIVER PONZ	R. A. C. CIRCUITO GUADALOPE	RENAULT CLIO CUP IV	3	2:16.125	3 6	+5.498	134.3
6	8	IVÁN SEGURA SÁBADO	R. A. C. CIRCUITO GUADALOPE	VOLKSWAGEN GOLF GTI	3	2:16.763	5 6	+6.136	133.6
7	53	LATAPIA LLINÁS / CIGUENDEZ GALLEGO	R. A. C. CIRCUITO GUADALOPE	RENAULT CLIO RS III	2	2:18.748	5 6	+8.121	131.7
8	16	IVÁN PÉREZ SÁNCHEZ	R. A. C. CIRCUITO GUADALOPE	PEUGEOT 207 RC	2	2:19.471	4 5	+8.844	131.0
9	3	CARLOS SANZ MOSTAJO	AUTOMÓVIL CLUB ZARAGOZA	HYUNDAI COUPÉ	2	2:19.604	3 4	+8.977	130.9
10	88	LÓPEZ ANÓS / RODRÍGUEZ	R. A. C. CIRCUITO GUADALOPE	PORSCHE 968 CS	5	2:21.605	5 6	+10.978	129.1
11	58	HÉCTOR PALACIOS VÁZQUEZ	AUTOMÓVIL CLUB ALICANTE	MAZDA MX5	2	2:22.953	5 6	+12.326	127.9
12	26	ESPÉS ALBAJEZ / BOLTANA PLANCHAT	R. A. C. CIRCUITO GUADALOPE	HYUNDAI COUPÉ V6	2	2:27.051	3 6	+16.424	124.3
13	5	RODRIGO PÉREZ / ALONSO	AUTOMÓVIL CLUB ZARAGOZA	RENAULT CLIO CUP IV	3	2:30.704	4 6	+20.077	121.3
14	10	JAIMÉ CELA TALAVERA	RASANTE SPORT	CITROËN SAXO VTS 16V	1	2:31.170	4 4	+20.543	120.9
15	24	JESÚS MORALES ANGUIA	ESCUDERÍA CERRO NEGRO	RENAULT CLIO CUP II	2	2:32.648	4 5	+22.021	119.7
16	15	JORGE SÁNCHEZ ROYO	R. A. C. CIRCUITO GUADALOPE	CITROËN SAXO 8V	1	2:35.782	5 6	+25.155	117.3
17	6	SYLVAIN SOLER	R. A. C. CIRCUITO GUADALOPE	CITROËN SAXO 8V	1	2:36.219	4 5	+25.592	117.0
18	18	CARLOS ARCO RAMÍREZ	R. A. C. CIRCUITO GUADALOPE	CITROËN SAXO 8V	1	2:36.776	3 5	+26.149	116.6
19	22	ESCOLANO BARRIL	AUTOMÓVIL CLUB ZARAGOZA	SEAT IBIZA CUPRA	2	2:37.799	3 5	+27.172	115.8
20	23	JOSÉ AYALA OLIVER	ESCUDERÍA CERRO NEGRO	FIAT PUNTO HGT	2	2:39.537	3 5	+28.910	114.6
21	51	JOSA ZAURÍN	FEDERACIÓN ARAGONESA DE AUTOMOVILISMO	BMW E36 320i	2	2:39.554	4 5	+28.927	114.6
22	12	QUEROL LAHOZ / CANDELAS	R. A. C. CIRCUITO GUADALOPE	VOLKSWAGEN LUPO GTI	1	2:39.733	3 5	+29.106	114.4
23	37	VÍCTOR CANTÍN PINILLA	R. A. C. CIRCUITO GUADALOPE	CITROËN SAXO 8V	1	2:40.451	2 4	+29.824	113.9
24	17	ARTURO TOMÉ MAGALLÓN	R. A. C. CIRCUITO GUADALOPE	CITROËN SAXO 8V	1	2:40.572	4 5	+29.945	113.8
25	21	ESCOLANO BARRIL	AUTOMÓVIL CLUB ZARAGOZA	BMW 318 IS	2	2:41.134	3 5	+30.507	113.4
26	25	CARLOS CORTÉS RUBIO	EFICAR TEAM	HYUNDAI GETZ COPA DIESEL	1	2:41.549	3 5	+30.922	113.1
27	20	JESÚS LAHOZ MARTÍN	R. A. C. CIRCUITO GUADALOPE	ALFA ROMEO GTV 1.750 1ª S.	2	2:42.121	3 5	+31.494	112.7
28	13	ROBERTO MORENO CORTÉS	EFICAR TEAM	HYUNDAI GETZ COPA DIESEL	1	2:42.970	3 5	+32.343	112.2
29	14	JOSÉ SÁNCHEZ ROYO	R. A. C. CIRCUITO GUADALOPE	CITROËN SAXO 8V	1	2:44.829	3 5	+34.202	110.9
30	7	CAMILO SEBASTIÁ SANCHO	AUTOMÓVIL CLUB VEC	AUTHI MINI LS	1		2		
31	9	URANGA ANTIXIA / BUENETXI	R. A. C. CIRCUITO GUADALOPE	CITROËN SAXO 8V	1				
32	11	ALEJANDRO MESQUITA DE	R. A. C. CIRCUITO GUADALOPE	TOYOTA MR2	3				
33	19	HUGO MUNIESA EJARQUE	R. A. C. CIRCUITO GUADALOPE	TOYOTA MR2	2		1		
34	81	JUAN ARIAS PÉREZ	SKUALO COMPETICION CE	GINETTA G50	5				

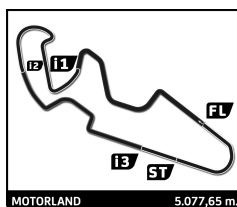
Fastest Lap: Lap 5 | ETHAN MUNIESA EJARQUE | 2:10.627 | 139.9 Kph

Published at:

Track Status: **DRY**

Clerk of the Course:	Timekeeper: Álvaro Montilla
----------------------	--------------------------------





REGIONAL

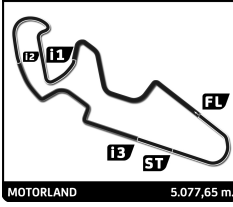
Trofeo de velocidad Motorland 2024

Entrenamiento Libre 2

Best Sector Times

Sector 1			Sector 2			Sector 3			Sector 4			Pos	No	Ideal Lap	Best Lap	
Pos	No	Driver	Time	No	Driver	Time	No	Driver	Time	No	Driver	Time	Pos	No	Ideal Lap	Best Lap
1	77	D.SÁNCHEZ ANDREU	36.249	28	E.MUNIESA EJARQUE	36.623	28	E.MUNIESA EJARQUE	23.876	29	P.HERNÁNDEZ ZAPATA	32.673	1	28	2:10.318	2:10.627 (1)
2	1	Á.GAMÓN AGUINAGALDE	36.450	77	D.SÁNCHEZ ANDREU	36.981	77	D.SÁNCHEZ ANDREU	24.202	77	D.SÁNCHEZ ANDREU	33.141	2	77	2:10.573	2:10.884 (2)
3	28	E.MUNIESA EJARQUE	36.483	29	P.HERNÁNDEZ ZAPATA	37.357	29	P.HERNÁNDEZ ZAPATA	24.319	1	Á.GAMÓN AGUINAGALDE	33.326	3	29	2:11.034	2:11.565 (3)
4	29	P.HERNÁNDEZ ZAPATA	36.685	1	Á.GAMÓN AGUINAGALDE	37.520	1	Á.GAMÓN AGUINAGALDE	24.461	28	E.MUNIESA EJARQUE	33.336	4	1	2:11.757	2:13.299 (4)
5	8	I.SEGURA SÁBADO	37.659	8	I.SEGURA SÁBADO	37.907	27	D.OLIVER PONZ	24.500	27	D.OLIVER PONZ	34.601	5	27	2:15.271	2:16.125 (5)
6	3	C.SANZ MOSTAJO	37.828	27	D.OLIVER PONZ	38.092	53	LATAPIA LLINÁS / CIGUENDEZ	24.961	88	LÓPEZ ANÓS / RODRÍGUEZ	34.766	6	8	2:16.272	2:16.763 (6)
7	27	D.OLIVER PONZ	38.078	16	I.PÉREZ SÁNCHEZ	38.454	8	I.SEGURA SÁBADO	25.318	8	I.SEGURA SÁBADO	35.388	7	53	2:18.305	2:18.748 (7)
8	53	LATAPIA LLINÁS / CIGUENDEZ	38.318	3	C.SANZ MOSTAJO	38.815	16	I.PÉREZ SÁNCHEZ	25.401	53	LATAPIA LLINÁS / CIGUENDEZ	35.797	8	16	2:18.542	2:19.471 (8)
9	16	I.PÉREZ SÁNCHEZ	38.687	53	LATAPIA LLINÁS / CIGUENDEZ	39.229	58	H.PALACIOS VÁZQUEZ	25.940	16	I.PÉREZ SÁNCHEZ	36.000	9	3	2:18.951	2:19.604 (9)
10	58	H.PALACIOS VÁZQUEZ	39.669	88	LÓPEZ ANÓS / RODRÍGUEZ	39.605	3	C.SANZ MOSTAJO	26.091	3	C.SANZ MOSTAJO	36.217	10	88	2:21.315	2:21.605 (10)
11	88	LÓPEZ ANÓS / RODRÍGUEZ	39.839	58	H.PALACIOS VÁZQUEZ	40.395	26	ESPÉS ALBAJEZ / BOLTAÑA	26.510	58	H.PALACIOS VÁZQUEZ	36.934	11	58	2:22.938	2:22.953 (11)
12	26	ESPÉS ALBAJEZ / BOLTAÑA	40.670	26	ESPÉS ALBAJEZ / BOLTAÑA	41.052	88	LÓPEZ ANÓS / RODRÍGUEZ	27.105	26	ESPÉS ALBAJEZ / BOLTAÑA	37.273	12	26	2:25.505	2:27.051 (12)
13	5	RODRIGO PÉREZ / ALONSO SAVARINO	41.453	5	RODRIGO PÉREZ / ALONSO SAVARINO	41.332	24	J.MORALES ANGUIITA	27.733	5	RODRIGO PÉREZ / ALONSO SAVARINO	37.620	13	5	2:28.575	2:30.704 (13)
14	10	J.CELA TALAVERA	42.591	10	J.CELA TALAVERA	41.438	10	J.CELA TALAVERA	28.126	10	J.CELA TALAVERA	38.899	14	10	2:31.054	2:31.170 (14)
15	21	ESCOLANO BARRIL	42.788	24	J.MORALES ANGUIITA	41.595	5	RODRIGO PÉREZ / ALONSO SAVARINO	28.170	22	ESCOLANO BARRIL	39.170	15	24	2:32.128	2:32.648 (15)
16	24	J.MORALES ANGUIITA	43.281	25	C.CORTÉS RUBIO	43.405	6	S.SOLER	28.293	24	J.MORALES ANGUIITA	39.519	16	22	2:35.581	2:37.799 (16)
17	12	QUEROL LAHOZ / CANDELAS RUIZ	43.305	22	ESCOLANO BARRIL	43.562	18	C.ARCO RAMÍREZ	28.704	6	S.SOLER	40.123	17	18	2:36.652	2:36.776 (17)
18	15	J.SÁNCHEZ ROYO	43.327	18	C.ARCO RAMÍREZ	43.584	37	V.CANTÍN PINILLA	28.758	15	J.SÁNCHEZ ROYO	40.516	18	6	2:36.888	2:36.219 (18)
19	6	S.SOLER	43.489	13	R.MORENO CORTÉS	43.832	22	ESCOLANO BARRIL	28.793	13	R.MORENO CORTÉS	40.557	19	21	2:37.378	2:41.134 (19)
20	51	JOSA ZAURÍN	43.719	12	QUEROL LAHOZ / CANDELAS RUIZ	44.007	25	C.CORTÉS RUBIO	29.049	18	C.ARCO RAMÍREZ	40.642	20	13	2:38.833	2:42.970 (20)
21	18	C.ARCO RAMÍREZ	43.722	21	ESCOLANO BARRIL	44.421	20	J.LAHOZ MARTÍN	29.122	17	A.TOMÉ MAGALLÓN	40.709	21	12	2:39.008	2:39.733 (21)
22	13	R.MORENO CORTÉS	43.957	17	A.TOMÉ MAGALLÓN	44.876	21	ESCOLANO BARRIL	29.129	23	JAYALA OLIVER	40.738	22	25	2:39.499	2:41.549 (22)
23	22	ESCOLANO BARRIL	44.056	6	S.SOLER	44.983	17	A.TOMÉ MAGALLÓN	29.564	14	J.SÁNCHEZ ROYO	40.873	23	17	2:39.815	2:40.572 (23)
24	37	V.CANTÍN PINILLA	44.313	20	J.LAHOZ MARTÍN	45.259	19	H.MUNIESA EJARQUE	29.810	37	V.CANTÍN PINILLA	40.966	24	37	2:40.325	2:40.451 (24)
25	17	A.TOMÉ MAGALLÓN	44.666	14	J.SÁNCHEZ ROYO	46.047	12	QUEROL LAHOZ / CANDELAS RUIZ	29.851	21	ESCOLANO BARRIL	41.040	25	20	2:41.534	2:42.121 (25)
26	14	J.SÁNCHEZ ROYO	44.728	37	V.CANTÍN PINILLA	46.288	13	R.MORENO CORTÉS	30.487	51	JOSA ZAURÍN	41.222	26	14	2:42.394	2:44.829 (26)
27	20	J.LAHOZ MARTÍN	44.867	19	H.MUNIESA EJARQUE	49.849	14	J.SÁNCHEZ ROYO	30.746	12	QUEROL LAHOZ / CANDELAS RUIZ	41.845	27	7	3:42.225	
28	25	C.CORTÉS RUBIO	44.951	7	C.SEBASTIÁ SANCHO	56.505	7	C.SEBASTIÁ SANCHO	39.829	25	C.CORTÉS RUBIO	42.094	28	81	0:00.000	





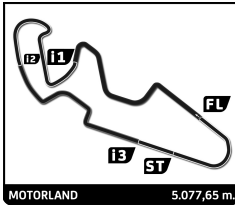
REGIONAL

Trofeo de velocidad Motorland 2024

Entrenamiento Libre 2

Fastest Lap Sequence

Elapsed	No	Driver	Team	Car	Class	Time	Kph	Lap
4:46.195	77	DAVID SÁNCHEZ ANDREU	R. A. C. CIRCUITO GUADALOPE	SEAT LEÓN SUPERCOPA MK2	4	2:10.884	139.6	2
11:57.925	28	ETHAN MUNIESA EJARQUE	R. A. C. CIRCUITO GUADALOPE	BMW M3 E36	4	2:10.627	139.9	5



REGIONAL

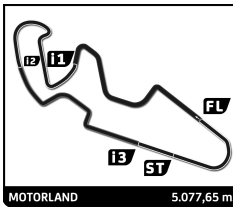
Trofeo de velocidad Motorland 2024

Entrenamiento Libre 2

Sector Analysis

___ Invalidated Lap ■ Personal Best ■ Session Best B Crossing the pit lane

Lap	Time	Sector 1	Sector 2	Sector 3	Sector 4	Elapsed	Lap	Time	Sector 1	Sector 2	Sector 3	Sector 4	Elapsed	
1	ÁNDER GAMÓN AGUINAGALDE							1	3:00.937	1:01.423	45.328	31.213	42.973	3:00.937
	R. A. C. CIRCUITO GUADALOPE SEAT LEÓN MK2							2	2:40.741	44.207	44.324	30.365	41.845	5:41.678
1	3:30.038	1:43.009	41.912	27.608	37.509	3:30.038	3	2:39.733	43.305	44.007	30.232	42.189	8:21.411	
2	2:19.428	39.350	37.892	28.860	33.326	5:49.466	4	2:41.215	45.347	44.088	29.851	41.929	11:02.626	
3	2:13.299	36.450	37.520	24.461	34.868	8:02.765	5	2:55.983B	43.864	44.028	29.962	58.129	13:58.609	
4	2:39.974B	45.864	40.473	27.598	46.039	10:42.739								
5	5:05.356B	2:46.281	39.314	33.525	1:06.236	15:48.095								
3	CARLOS SANZ MOSTAJO							13	ROBERTO MORENO CORTÉS					
	AUTOMÓVIL CLUB ZARAGOZA HYUNDAI COUPÉ								EFICAR TEAM HYUNDAI GETZ COPA DIESEL					
1	6:52.497B	4:32.293	53.179	33.590	53.435	6:52.497	1	3:42.427	1:04.970			58.245	3:42.427	
2	3:15.715	1:31.103	40.827	26.719	37.066	10:08.212	2	2:54.274	49.388	47.228	32.238	45.420	6:36.701	
3	2:19.604	37.828	39.468	26.091	36.217	12:27.816	3	2:42.970	46.225	44.697	30.543	41.505	9:19.671	
4	3:04.451B	38.551	38.815	25.802	1:21.283	15:32.267	4	2:43.220	46.185	45.991	30.487	40.557	12:02.891	
							5	3:11.759B	43.957	43.832	29.499	1:14.471	15:14.650	
5	RODRIGO PÉREZ / ALONSO SAVAR							14	JOSÉ SÁNCHEZ ROYO					
	AUTOMÓVIL CLUB ZARAGOZA RENAULT CLIO CUP IV								R. A. C. CIRCUITO GUADALOPE CITROËN SAXO 8V					
1	3:35.781	1:38.068	45.936	30.814	40.963	3:35.781	1	3:28.162	1:10.825	56.726	37.469	43.142	3:28.162	
2	2:36.209	44.140	43.916	29.681	38.472	6:11.990	2	2:55.794	45.974	48.957	37.539	43.324	6:23.956	
3	2:32.717	44.834	42.061	28.170	37.652	8:44.707	3	2:44.829	45.768	46.047	30.920	42.094	9:08.785	
4	2:30.704	42.543	41.653	28.888	37.620	11:15.411	4	2:50.342	51.747	46.976	30.746	40.873	11:59.127	
5	2:33.229	41.453	41.332	28.682	41.762	13:48.640	5	3:26.082B	44.728	47.661	31.037	1:22.656	15:25.209	
6	3:43.456B	54.973	54.153	39.654	1:14.676	17:32.096								
6	SYLVAIN SOLER							15	JORGE SÁNCHEZ ROYO					
	R. A. C. CIRCUITO GUADALOPE CITROËN SAXO 8V								R. A. C. CIRCUITO GUADALOPE CITROËN SAXO 8V					
1	3:14.996	1:15.280	48.117	29.810	41.789	3:14.996	1	2:42.134	48.199			40.886	2:42.134	
2	2:37.566	44.225			40.464	5:52.562	2	2:36.947	43.753			40.723	5:19.081	
3	2:37.795	43.871	44.983	28.293	40.648	8:30.357	3	2:37.415	45.009			40.516	7:56.496	
4	2:36.219	44.232			40.123	11:06.576	4	2:38.058	43.327			41.014	10:34.554	
5	2:55.907B	43.489			1:00.406	14:02.483	5	2:35.782	43.424			40.679	13:10.336	
							6	3:26.783B	43.651			1:09.853	16:37.119	
7	CAMILO SEBASTIÁ SANCHO							16	IVÁN PÉREZ SÁNCHEZ					
	AUTOMÓVIL CLUB VEC AUTHI MINI LS								R. A. C. CIRCUITO GUADALOPE PEUGEOT 207 RC					
1	5:24.633	2:50.145	56.505	39.829	58.154	5:24.633	1	3:32.847	1:35.394	45.276	29.116	43.061	3:32.847	
2	4:21.789B	1:07.737	1:06.531	45.740	1:21.781	9:46.422	2	2:39.390	49.492	42.067	29.585	38.246	6:12.237	
							3	2:26.654	42.346	40.954	26.141	37.213	8:38.891	
							4	2:19.471	38.752	39.318	25.401	36.000	10:58.362	
							5	2:30.209B	38.687	38.454	25.413	47.655	13:28.571	
8	IVÁN SEGURA SÁBADO							17	ARTURO TOMÉ MAGALLÓN					
	R. A. C. CIRCUITO GUADALOPE VOLKSWAGEN GOLF GTI								R. A. C. CIRCUITO GUADALOPE CITROËN SAXO 8V					
1	2:56.328	1:06.495	44.544	27.719	37.570	2:56.328	1	3:47.526	1:41.616	50.125	31.269	44.516	3:47.526	
2	2:20.862	39.182	38.875	26.377	36.428	5:17.190	2	2:51.808	49.468	50.857	29.922	41.561	6:39.334	
3	2:17.683	38.031	38.139	25.998	35.515	7:34.873	3	2:41.453	44.666	45.665	29.564	41.558	9:20.787	
4	2:17.655	38.821	37.971	25.434	35.429	9:52.528	4	2:40.572	45.331	44.876	29.656	40.709	12:01.359	
5	2:16.763	37.659	37.907	25.809	35.388	12:09.291	5	3:32.725B	50.240	51.864	35.086	1:15.535	15:34.084	
6	3:00.919B	38.832	39.073	25.318	1:17.696	15:10.210								
10	JAIME CELA TALAVERA							18	CARLOS ARCO RAMÍREZ					
	RASANTE SPORT CITROËN SAXO VTS 16V								R. A. C. CIRCUITO GUADALOPE CITROËN SAXO 8V					
1	2:55.845	1:00.410	44.740	30.306	40.389	2:55.845	1	5:02.137	2:56.692	52.387	31.330	41.728	5:02.137	
2	2:38.714	44.827	43.890	30.661	39.336	5:34.559	2	2:39.992	44.720	44.677	29.361	41.234	7:42.129	
3	2:35.717	46.079	42.206	28.372	39.060	8:10.276	3	2:36.776	43.846	43.584	28.704	40.642	10:18.905	
4	2:31.170	42.591	41.554	28.126	38.899	10:41.446	4	2:40.784	43.722	45.036	28.899	43.127	12:59.689	
							5	3:09.238B	44.484	48.795	33.709	1:02.250	16:08.927	
12	QUEROL LAHOZ / CANDELAS RUIZ													
	R. A. C. CIRCUITO GUADALOPE VOLKSWAGEN LUPO GTI													



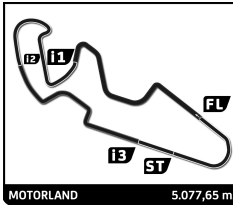
REGIONAL

Trofeo de velocidad Motorland 2024

Entrenamiento Libre 2

Sector Analysis

Lap	Time	Sector 1	Sector 2	Sector 3	Sector 4	Elapsed	Lap	Time	Sector 1	Sector 2	Sector 3	Sector 4	Elapsed
19 HUGO MUNIESA EJARQUE													
R. A. C. CIRCUITO GUADALOPE TOYOTA MR2													
1	3:50.786B	1:36.459	49.849	29.810	54.668	3:50.786	2	2:33.013	40.703	44.846	28.921	38.543	6:12.856
							3	2:27.051	41.436	41.735	26.549	37.331	8:39.907
							4	2:27.363	41.976	41.052	27.062	37.273	11:07.270
							5	2:29.292	40.670	41.483	26.510	40.629	13:36.562
							6	3:02.860B	41.382	46.165	31.269	1:04.044	16:39.422
20 JESÚS LAHOZ MARTÍN													
R. A. C. CIRCUITO GUADALOPE ALFA ROMEO GTV 1.750 1ª S.													
1	3:30.255	1:19.469	49.754	36.785	44.247	3:30.255							
2	2:52.096	47.109	50.177	31.847	42.963	6:22.351							
3	2:42.121	44.867	45.493	29.475	42.286	9:04.472							
4	2:48.099B	45.305	45.259	29.122	48.413	11:52.571							
5	5:37.311B	2:48.702	54.081	40.723	1:13.805	17:29.882							
21 ESCOLANO BARRIL													
AUTOMÓVIL CLUB ZARAGOZA BMW 318 IS													
1	4:15.162	2:07.269	52.395	32.725	42.773	4:15.162							
2	2:41.930	44.874	46.747	29.129	41.180	6:57.092							
3	2:41.134	43.166	44.421	32.467	41.080	9:38.226							
4	2:41.538	43.035	44.424	33.039	41.040	12:19.764							
5	3:18.483B	42.788	44.786	33.470	1:17.439	15:38.247							
22 ESCOLANO BARRIL													
AUTOMÓVIL CLUB ZARAGOZA SEAT IBIZA CUPRA													
1	4:10.617	2:05.597	50.366	32.574	42.080	4:10.617							
2	2:41.208	46.908	44.531	29.159	40.610	6:51.825							
3	2:37.799	44.056	43.828	28.793	41.122	9:29.624							
4	2:38.149	44.150	44.217	30.612	39.170	12:07.773							
5	3:22.146B	45.095	43.562	30.333	1:23.156	15:29.919							
23 JOSÉ AYALA OLIVER													
ESCUDERÍA CERRO NEGRO FIAT PUNTO HGT													
1	3:45.378	1:40.813			43.720	3:45.378							
2	2:49.037	48.155			42.408	6:34.415							
3	2:39.537	45.138			40.738	9:13.952							
4	2:42.096	45.657			42.204	11:56.048							
5	3:16.695B	46.675			1:15.069	15:12.743							
24 JESÚS MORALES ANGUIA													
ESCUDERÍA CERRO NEGRO RENAULT CLIO CUP II													
1	3:46.568	1:44.156	48.258	32.034	42.120	3:46.568							
2	2:46.241	47.775	46.230	32.109	40.127	6:32.809							
3	2:34.640	44.355	42.245	28.521	39.519	9:07.449							
4	2:32.648	43.281	41.798	27.733	39.836	11:40.097							
5	2:47.930B	43.491	41.595	27.936	54.908	14:28.027							
25 CARLOS CORTÉS RUBIO													
EFICAR TEAM HYUNDAI GETZ COPA DIESEL													
1	3:14.454	1:05.170	51.027	33.999	44.258	3:14.454							
2	2:43.076	46.552	44.012	30.384	42.128	5:57.530							
3	2:41.549	45.780	43.736	29.885	42.148	8:39.079							
4	2:41.877	46.270	43.633	29.880	42.094	11:20.956							
5	2:50.547B	44.951	43.405	29.049	53.142	14:11.503							
26 ESPÉS ALBAJEZ / BOLTAÑA PLANÇ													
R. A. C. CIRCUITO GUADALOPE HYUNDAI COUPÉ V6													
1	3:39.843	1:44.893	47.196	27.256	40.498	3:39.843							
27 DANIEL OLIVER PONZ													
R. A. C. CIRCUITO GUADALOPE RENAULT CLIO CUP IV													
1	2:42.463	59.150	41.084	26.751	35.478	2:42.463							
2	2:19.673	38.599	39.443	25.943	35.688	5:02.136							
3	2:16.125	38.078	38.838	24.608	34.601	7:18.261							
4	2:16.558	38.683	38.092	24.500	35.283	9:34.819							
5	2:18.898	38.623	38.385	26.915	34.975	11:53.717							
6	2:37.053B	38.085	38.279	24.823	55.866	14:30.770							
28 ETHAN MUNIESA EJARQUE													
R. A. C. CIRCUITO GUADALOPE BMW M3 E36													
1	3:02.788	1:14.257	43.885	28.659	35.987	3:02.788							
2	2:20.526	37.751	37.860	30.259	34.656	5:23.314							
3	2:12.202	37.393	36.697	24.363	33.749	7:35.516							
4	2:11.782	37.471	36.623	24.057	33.631	9:47.298							
5	2:10.627	36.483	36.932	23.876	33.336	11:57.925							
6	2:51.206B	42.327	43.308	26.867	58.704	14:49.131							
29 PABLO HERNÁNDEZ ZAPATA													
FEDER. ANDALUZA AUTOMOVILISM PORSCHE 911 GT3													
1	2:48.971	1:08.938	40.875	26.139	33.019	2:48.971							
2	2:12.368	37.148	37.684	24.787	32.749	5:01.339							
3	2:11.565	36.797	37.529	24.319	32.920	7:12.904							
4	2:12.285	36.685	37.357	25.277	32.966	9:25.189							
5	2:14.439	38.296	38.414	25.056	32.673	11:39.628							
6	2:25.768B	37.086	37.547	24.835	46.300	14:05.396							
37 VÍCTOR CANTÍN PINILLA													
R. A. C. CIRCUITO GUADALOPE CITROËN SAXO 8V													
1	7:36.787	5:37.377	47.887	29.692	41.831	7:36.787							
2	2:40.451	44.439	46.288	28.758	40.966	10:17.238							
3	2:41.941	44.528	46.845	29.357	41.211	12:59.179							
4	3:06.129B	44.313	48.735	33.128	59.953	16:05.308							
51 JOSA ZAURÍN													
FEDERACIÓN ARAGONESA DE AUT BMW E36 320i													
1	4:30.531	2:28.419			43.716	4:30.531							
2	2:43.309	45.258			42.271	7:13.840							
3	2:40.994	45.021			41.941	9:54.834							
4	2:39.554	44.231			41.222	12:34.388							
5	3:06.522B	43.719			1:04.767	15:40.910							
53 LATAPIA LLINÁS / CIUENDEZ GAL													
R. A. C. CIRCUITO GUADALOPE RENAULT CLIO RS III													
1	3:33.342	1:36.854	44.902	29.076	42.510	3:33.342							
2	2:28.441	42.373	42.582	26.273	37.213	6:01.783							
3	2:20.950	39.582	39.912	25.115	36.341	8:22.733							
4	2:20.157	39.083	40.241	25.036	35.797	10:42.890							
5	2:18.748	38.741	39.229	24.961	35.817	13:01.638							
6	2:51.195B	38.318	44.820	31.494	56.563	15:52.833							



REGIONAL

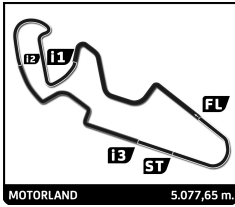
Trofeo de velocidad Motorland 2024

Entrenamiento Libre 2

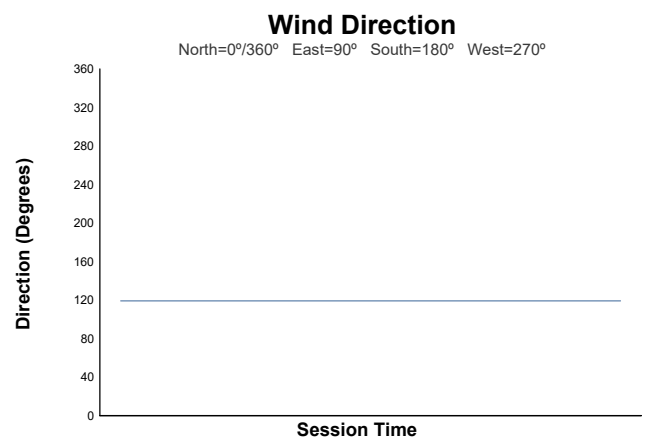
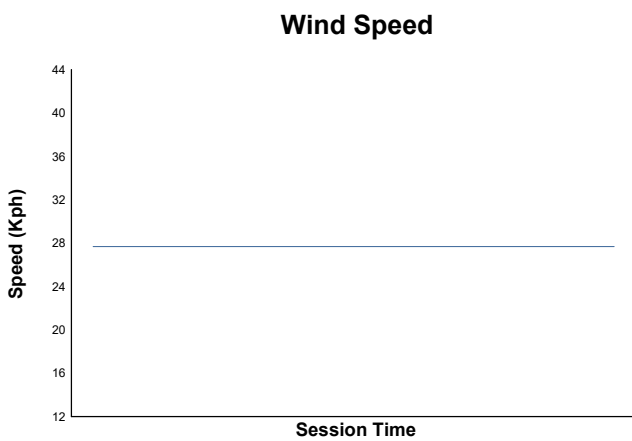
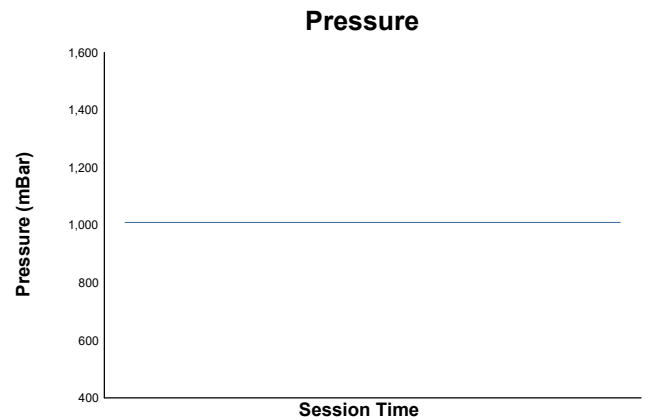
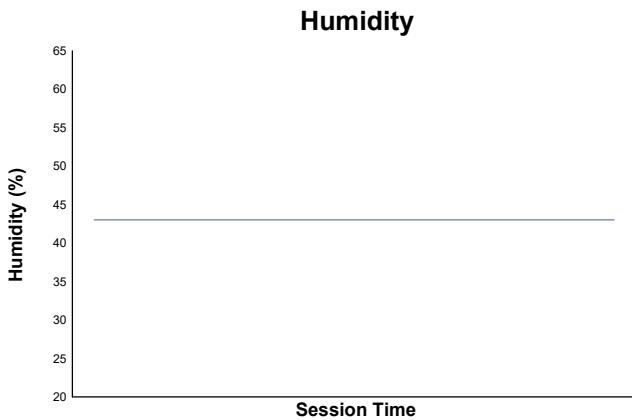
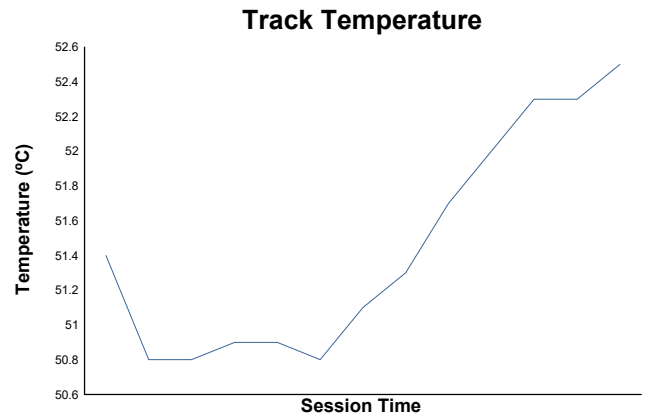
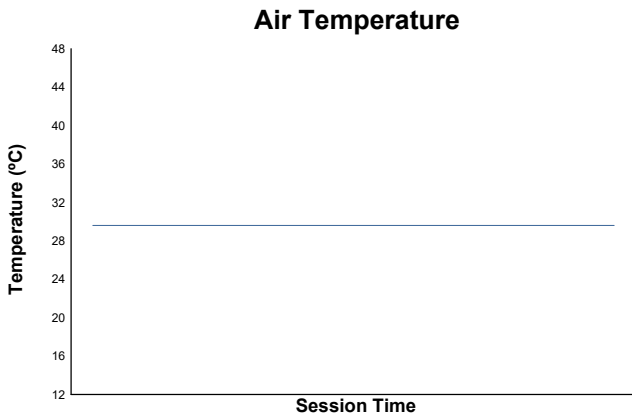
Sector Analysis

— Invalidated Lap ■ Personal Best ■ Session Best **B** Crossing the pit lane

Lap	Time	Sector 1	Sector 2	Sector 3	Sector 4	Elapsed	Lap	Time	Sector 1	Sector 2	Sector 3	Sector 4	Elapsed
58 HÉCTOR PALACIOS VÁZQUEZ													
AUTOMÓVIL CLUB ALICANTE MAZDA MX5													
1	3:08.819	1:17.883	43.021	29.813	38.102	3:08.819							
2	2:27.527	41.661	40.451	27.622	37.793	5:36.346							
3	2:24.796	41.046	40.395	26.142	37.213	8:01.142							
4	2:26.548	40.066	41.701	27.688	37.093	10:27.690							
5	2:22.953	39.669	40.410	25.940	36.934	12:50.643							
6	3:00.027 B	48.698	44.943	31.092	55.294	15:50.670							
77 DAVID SÁNCHEZ ANDREU													
R. A. C. CIRCUITO GUADALOPE SEAT LEÓN SUPERCOPA MK2													
1	2:35.311	57.216	39.229	25.467	33.399	2:35.311							
2	2:10.884	36.249	37.185	24.309	33.141	4:46.195							
3	2:23.378 B	36.310	36.981	24.202	45.885	7:09.573							
4	7:44.452 B	5:29.334	40.425	28.282	1:06.411	14:54.025							
88 LÓPEZ ANÓS / RODRÍGUEZ SASTRI													
R. A. C. CIRCUITO GUADALOPE PORSCHE 968 CS													
1	3:14.128	1:20.416	45.602	30.446	37.664	3:14.128							
2	2:24.356	40.914	40.341	27.554	35.547	5:38.484							
3	2:23.120	40.997	39.856	27.439	34.828	8:01.604							
4	2:23.157	40.659	40.627	27.105	34.766	10:24.761							
5	2:21.605	39.839	39.605	27.241	34.920	12:46.366							
6	2:57.951 B	39.964	39.968	34.529	1:03.490	15:44.317							

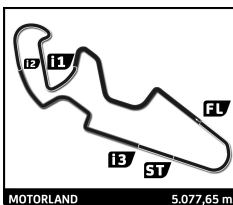


Trofeo de velocidad Motorland 2024
REGIONAL
Entrenamiento Libre 2
Weather Report



Track Status: **DRY**





REGIONAL

Trofeo de velocidad Motorland 2024

Entrenamiento cronometrado 1

Final Classification

No	Driver	Nat	Team	Car	Cl.	Time	Lap Total	Gap	Kph
1	1	ÁNDER GAMÓN AGUINAGALDE	R. A. C. CIRCUITO GUADALOPE	SEAT LEÓN MK2	4	2:06.900	3 4	-	144.0
2	29	PABLO HERNÁNDEZ ZAPATA	FEDER. ANDALUZA AUTOMOVILISMO	PORSCHE 911 GT3	5	2:07.337	6 7	+0.437	143.5
3	28	ETHAN MUNIESA EJARQUE	R. A. C. CIRCUITO GUADALOPE	BMW M3 E36	4	2:09.324	7 7	+2.424	141.3
4	77	DAVID SÁNCHEZ ANDREU	R. A. C. CIRCUITO GUADALOPE	SEAT LEÓN SUPERCOPA MK2	4	2:10.675	3 6	+3.775	139.9
5	8	IVÁN SEGURA SÁBADO	R. A. C. CIRCUITO GUADALOPE	VOLKSWAGEN GOLF GTI	3	2:12.961	7 8	+6.061	137.5
6	16	IVÁN PÉREZ SÁNCHEZ	R. A. C. CIRCUITO GUADALOPE	PEUGEOT 207 RC	2	2:16.458	3 7	+9.558	133.9
7	53	JAVIER CICUENDEZ GALLEGU	R. A. C. CIRCUITO GUADALOPE	RENAULT CLIO RS III	2	2:16.563	3 7	+9.663	133.8
8	88	LUIS LÓPEZ ANÓS	R. A. C. CIRCUITO GUADALOPE	PORSCHE 968 CS	5	2:16.825	3 7	+9.925	133.6
9	3	CARLOS SANZ MOSTAJO	AUTOMÓVIL CLUB ZARAGOZA	HYUNDAI COUPÉ	2	2:17.171	7 7	+10.271	133.2
10	27	DANIEL OLIVER PONZ	R. A. C. CIRCUITO GUADALOPE	RENAULT CLIO CUP IV	3	2:19.121	6 6	+12.221	131.4
11	58	HÉCTOR PALACIOS VÁZQUEZ	AUTOMÓVIL CLUB ALICANTE	MAZDA MX5	2	2:19.726	7 7	+12.826	130.8
12	19	HUGO MUNIESA EJARQUE	R. A. C. CIRCUITO GUADALOPE	TOYOTA MR2	2	2:21.157	6 7	+14.257	129.5
13	26	RUBEN BOLTAÑA PLANCHAT	R. A. C. CIRCUITO GUADALOPE	HYUNDAI COUPÉ V6	2	2:24.373	2 7	+17.473	126.6
14	24	JESÚS MORALES ANGUITA	ESCUDERÍA CERRO NEGRO	RENAULT CLIO CUP II	2	2:28.053	6 6	+21.153	123.5
15	22	PABLO ESCOLANO BARRIL	AUTOMÓVIL CLUB ZARAGOZA	SEAT IBIZA CUPRA	2	2:28.573	6 7	+21.673	123.0
16	5	GABRIEL OMAR ALONSO SAI	AUTOMÓVIL CLUB ZARAGOZA	RENAULT CLIO CUP IV	3	2:29.922	3 7	+23.022	121.9
17	12	EDUARDO QUEROL LAHOZ	R. A. C. CIRCUITO GUADALOPE	VOLKSWAGEN LUPO GTI	1	2:32.590	6 6	+25.690	119.8
18	21	EDUARDO ESCOLANO BARRI	AUTOMÓVIL CLUB ZARAGOZA	BMW 318 IS	2	2:33.277	3 4	+26.377	119.2
19	15	JORGE SÁNCHEZ ROYO	R. A. C. CIRCUITO GUADALOPE	CITROËN SAXO 8V	1	2:35.264	6 7	+28.364	117.7
20	6	SYLVAIN SOLER	R. A. C. CIRCUITO GUADALOPE	CITROËN SAXO 8V	1	2:35.536	3 6	+28.636	117.5
21	25	CARLOS CORTÉS RUBIO	EFICAR TEAM	HYUNDAI GETZ COPA DIESEL	1	2:35.883	3 6	+28.983	117.2
22	51	ADRIAN JOSA ZAURÍN	FEDERACIÓN ARAGONESA DE AUTOMOVILISMO	BMW E36 320I	2	2:35.987	6 6	+29.087	117.2
23	13	ROBERTO MORENO CORTÉS	EFICAR TEAM	HYUNDAI GETZ COPA DIESEL	1	2:36.422	2 6	+29.522	116.8
24	23	JOSÉ AYALA OLIVER	ESCUDERÍA CERRO NEGRO	FIAT PUNTO HGT	2	2:36.481	6 6	+29.581	116.8
25	17	ARTURO TOMÉ MAGALLÓN	R. A. C. CIRCUITO GUADALOPE	CITROËN SAXO 8V	1	2:37.117	2 6	+30.217	116.3
26	20	JESÚS LAHOZ MARTÍN	R. A. C. CIRCUITO GUADALOPE	ALFA ROMEO GTV 1.750 1 ^o S.	2	2:37.884	6 6	+30.984	115.8
27	37	VÍCTOR CANTÍN PINILLA	R. A. C. CIRCUITO GUADALOPE	CITROËN SAXO 8V	1	2:37.943	6 6	+31.043	115.7
28	14	JOSÉ SÁNCHEZ ROYO	R. A. C. CIRCUITO GUADALOPE	CITROËN SAXO 8V	1	2:38.532	6 6	+31.632	115.3
29	18	CARLOS ARCO RAMÍREZ	R. A. C. CIRCUITO GUADALOPE	CITROËN SAXO 8V	1	2:42.441	5 5	+35.541	112.5
30	7	CAMILO SEBASTIÁ SANCHO	AUTOMÓVIL CLUB VEC	AUTHI MINI LS	1		1		
31	9	BITTOR URANGA BUENETXE/J	R. A. C. CIRCUITO GUADALOPE	CITROËN SAXO 8V	1		6		
32	10	JAIME CELA TALAVERA	RASANTE SPORT	CITROËN SAXO VTS 16V	1				

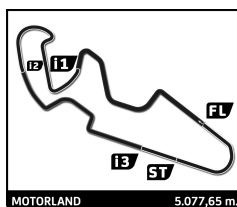
Fastest Lap: Lap 3 | ÁNDER GAMÓN AGUINAGALDE | 2:06.900 | 144.0 Kph

CARS 13 & 25 - BEST LAP TIME DELETED DUE TO ZIGZAG (STEWARDS DECISION Nr. 3)
 CARS 3 & 53 - BEST LAP TIME DELETED DUE TO ZIGZAG (STEWARDS DECISION Nr. 4)
 CAR 9 - DISQUALIFIED FROM QUALIFYING DUE TO RED FLAG INCIDENT (STEWARDS DECISION Nr. 5)
 CARS 9, 26 & 27 - SOME LAP TIMES DELETED DUE TO TRACK LIMITS

Track Status: **DRY**

Published at:

Stewards:	Timekeeper: Álvaro Montilla
------------------	---------------------------------------



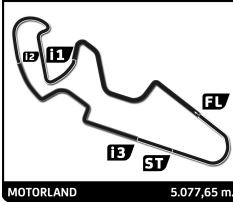
REGIONAL

Trofeo de velocidad Motorland 2024

Entrenamiento cronometrado 1

Best Sector Times

Sector 1			Sector 2			Sector 3			Sector 4			Pos	No	Ideal Lap	Best Lap	
Pos	No	Driver	Time	No	Driver	Time	No	Driver	Time	No	Driver	Time	Pos	No	Ideal Lap	Best Lap
1	1	Á.GAMÓN AGUINAGALDE	35.298	77	D.SÁNCHEZ ANDREU	35.652	29	P.HERNÁNDEZ ZAPATA	23.364	29	P.HERNÁNDEZ ZAPATA	31.452	1	29	2:05.963	2:07.337 (2)
2	29	P.HERNÁNDEZ ZAPATA	35.392	29	P.HERNÁNDEZ ZAPATA	35.755	28	E.MUNIESA EJARQUE	23.647	1	Á.GAMÓN AGUINAGALDE	31.747	2	1	2:06.619	2:06.900 (1)
3	28	E.MUNIESA EJARQUE	35.640	1	Á.GAMÓN AGUINAGALDE	35.916	1	Á.GAMÓN AGUINAGALDE	23.658	77	D.SÁNCHEZ ANDREU	32.493	3	77	2:08.354	2:10.675 (4)
4	77	D.SÁNCHEZ ANDREU	35.957	28	E.MUNIESA EJARQUE	36.507	77	D.SÁNCHEZ ANDREU	24.252	28	E.MUNIESA EJARQUE	33.425	4	28	2:09.219	2:09.324 (3)
5	8	I.SEGURA SÁBADO	36.946	8	I.SEGURA SÁBADO	37.144	53	J.CIQUENDEZ GALLEGO	24.283	88	L.LÓPEZ ANÓS	33.727	5	8	2:12.913	2:12.961 (5)
6	3	C.SANZ MOSTAJO	37.178	53	J.CIQUENDEZ GALLEGO	37.964	8	I.SEGURA SÁBADO	24.502	8	I.SEGURA SÁBADO	34.321	6	3	2:14.928	2:17.171 (9)
7	53	J.CIQUENDEZ GALLEGO	37.549	3	C.SANZ MOSTAJO	38.008	3	C.SANZ MOSTAJO	24.733	27	D.OLIVER PONZ	34.622	7	53	2:15.384	2:16.563 (7)
8	16	I.PÉREZ SÁNCHEZ	37.750	16	I.PÉREZ SÁNCHEZ	38.100	27	D.OLIVER PONZ	24.931	3	C.SANZ MOSTAJO	35.009	8	16	2:15.905	2:16.458 (6)
9	88	L.LÓPEZ ANÓS	38.232	27	D.OLIVER PONZ	38.399	16	I.PÉREZ SÁNCHEZ	24.969	16	I.PÉREZ SÁNCHEZ	35.086	9	88	2:16.028	2:16.825 (8)
10	27	D.OLIVER PONZ	38.411	88	L.LÓPEZ ANÓS	38.418	88	L.LÓPEZ ANÓS	25.651	53	J.CIQUENDEZ GALLEGO	35.588	10	27	2:16.363	2:19.121 (10)
11	58	H.PALACIOS VÁZQUEZ	38.755	58	H.PALACIOS VÁZQUEZ	39.036	58	H.PALACIOS VÁZQUEZ	25.693	58	H.PALACIOS VÁZQUEZ	36.048	11	58	2:19.532	2:19.726 (11)
12	19	H.MUNIESA EJARQUE	38.858	19	H.MUNIESA EJARQUE	39.514	19	H.MUNIESA EJARQUE	25.855	19	H.MUNIESA EJARQUE	36.574	12	19	2:20.801	2:21.157 (12)
13	26	R.BOLTAÑA PLANCHAT	40.061	5	G.ALONSO SAVARINO	40.079	26	R.BOLTAÑA PLANCHAT	26.375	26	R.BOLTAÑA PLANCHAT	36.595	13	26	2:23.452	2:24.373 (13)
14	5	G.ALONSO SAVARINO	40.586	26	R.BOLTAÑA PLANCHAT	40.421	24	J.MORALES ANGUIA	27.449	24	J.MORALES ANGUIA	37.135	14	5	2:26.202	2:29.922 (16)
15	22	P.ESCOLANO BARRIL	41.045	24	J.MORALES ANGUIA	40.458	22	P.ESCOLANO BARRIL	27.591	5	C.ALONSO SAVARINO	37.605	15	24	2:27.067	2:28.053 (14)
16	24	J.MORALES ANGUIA	42.025	22	P.ESCOLANO BARRIL	41.668	12	E.QUEROL LAHOZ	27.603	22	P.ESCOLANO BARRIL	37.679	16	22	2:27.983	2:28.573 (15)
17	21	E.ESCOLANO BARRIL	42.298	25	C.CORTÉS RUBIO	42.135	5	G.ALONSO SAVARINO	27.932	12	E.QUEROL LAHOZ	39.537	17	12	2:32.249	2:32.590 (17)
18	12	E.QUEROL LAHOZ	42.416	13	R.MORENO CORTÉS	42.428	21	E.ESCOLANO BARRIL	28.239	13	R.MORENO CORTÉS	39.639	18	12	2:33.277	2:33.277 (18)
19	6	S.SOLER	42.767	12	E.QUEROL LAHOZ	42.693	13	R.MORENO CORTÉS	28.444	21	E.ESCOLANO BARRIL	39.811	19	13	2:33.703	2:36.422 (23)
20	25	C.CORTÉS RUBIO	42.806	21	E.ESCOLANO BARRIL	42.929	37	V.CANTÍN PINILLA	28.509	23	JAYALA OLIVER	39.839	20	25	2:34.431	2:35.883 (21)
21	51	A.JOSA ZAURÍN	42.911	20	J.LAHOZ MARTÍN	43.532	17	A.TOMÉ MAGALLÓN	28.707	6	S.SOLER	39.912	21	17	2:36.416	2:37.117 (25)
22	23	J.AYALA OLIVER	42.918	17	A.TOMÉ MAGALLÓN	43.980	25	C.CORTÉS RUBIO	28.753	17	A.TOMÉ MAGALLÓN	40.110	22	20	2:37.570	2:37.884 (26)
23	13	R.MORENO CORTÉS	43.192	37	V.CANTÍN PINILLA	44.228	20	J.LAHOZ MARTÍN	29.359	15	J.SÁNCHEZ ROYO	40.445	23	37	2:37.635	2:37.943 (27)
24	15	J.SÁNCHEZ ROYO	43.204	14	J.SÁNCHEZ ROYO	44.373	18	C.ARCO RAMÍREZ	29.727	51	A.JOSA ZAURÍN	40.539	24	6	2:38.248	2:35.536 (20)
25	18	C.ARCO RAMÍREZ	43.287	18	C.ARCO RAMÍREZ	44.671	14	J.SÁNCHEZ ROYO	29.906	14	J.SÁNCHEZ ROYO	40.559	25	18	2:38.280	2:42.441 (29)
26	17	A.TOMÉ MAGALLÓN	43.619	9	B.URANGA BUENETXEA	45.372	6	S.SOLER	30.150	18	C.ARCO RAMÍREZ	40.595	26	14	2:38.532	2:38.532 (28)
27	14	J.SÁNCHEZ ROYO	43.694	6	S.SOLER	45.419	9	B.URANGA BUENETXEA	31.006	25	C.CORTÉS RUBIO	40.737	27	9	2:44.217	
28	20	J.LAHOZ MARTÍN	43.837	7	C.SEBASTÍA SANCHO	54.267	7	C.SEBASTÍA SANCHO	36.344	20	J.LAHOZ MARTÍN	40.842	28	7	3:11.473	



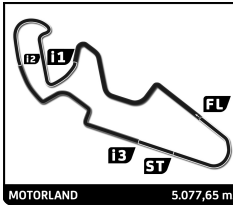
REGIONAL

Trofeo de velocidad Motorland 2024

Entrenamiento cronometrado 1

Fastest Lap Sequence

Elapsed	No	Driver	Team	Car	Class	Time	Kph	Lap
4:38.590	1	ANDER GAMÓN AGUINAGALDE	R. A. C. CIRCUITO GUADALOPE	SEAT LEÓN MK2	4	2:08.912	141.8	2
6:45.490	1	ANDER GAMÓN AGUINAGALDE	R. A. C. CIRCUITO GUADALOPE	SEAT LEÓN MK2	4	2:06.900	144.0	3



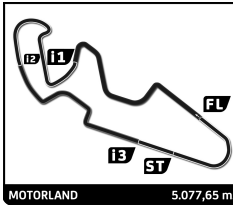
REGIONAL

Trofeo de velocidad Motorland 2024

Entrenamiento cronometrado 1

Sector Analysis

_ Invalidated Lap							■ Personal Best							■ Session Best							B Crossing the pit lane													
Lap	Time	Sector 1	Sector 2	Sector 3	Sector 4	Elapsed	Lap	Time	Sector 1	Sector 2	Sector 3	Sector 4	Elapsed	Lap	Time	Sector 1	Sector 2	Sector 3	Sector 4	Elapsed	Lap	Time	Sector 1	Sector 2	Sector 3	Sector 4	Elapsed							
1	ÁNDER GAMÓN AGUINALDE																																	
R. A. C. CIRCUITO GUADALOPE SEAT LEÓN MK2																																		
1	2:29.678	44.398	41.743	27.907	35.630	2:29.678	3	2:51.072	47.888	47.183	31.547	44.454	9:42.273	4	3:50.953	1:00.897	1:01.651	43.047	1:05.358	13:33.226	5	5:11.787	3:12.463	45.372	31.499	42.453	18:45.013	6	2:45.103	45.404	46.178	31.086	42.435	21:30.116
2	2:08.912	36.918	36.187	23.658	32.149	4:38.590																												
3	2:06.900	35.298	35.916	23.939	31.747	6:45.490																												
4	2:34.354 B	39.972	41.019	26.434	46.929	9:19.844																												
3	CARLOS SANZ MOSTAJO																																	
AUTOMÓVIL CLUB ZARAGOZA HYUNDAI COUPÉ																																		
1	3:06.040	1:16.587	43.211	28.800	37.442	3:06.040																												
2	2:21.133	38.750	39.875	26.227	36.281	5:27.173																												
3	2:18.265	38.536	39.027	25.432	35.270	7:45.438																												
4	2:31.018 B	38.250	38.316	24.826	49.626	10:16.456																												
5	6:52.888	5:13.638	38.386	25.682	35.182	17:09.344																												
6	2:15.324	37.178	38.404	24.733	35.009	19:24.668																												
7	2:17.171	37.593	38.008	25.246	36.324	21:41.839																												
5	GABRIEL OMAR ALONSO SAVARINC																																	
AUTOMÓVIL CLUB ZARAGOZA RENAULT CLIO CUP IV																																		
1	3:18.088	1:23.337	45.344	30.646	38.761	3:18.088																												
2	2:34.499	44.618	42.746	28.678	38.457	5:52.587																												
3	2:29.922	42.398	41.512	28.027	37.985	8:22.509																												
4	3:10.371 B	41.825	40.788	35.869	1:11.889	11:32.880																												
5	5:57.242	4:09.169	42.260	27.932	37.881	17:30.122																												
6	2:30.699	43.061	41.162	28.871	37.605	20:00.821																												
7	2:36.630 B	40.586	40.079	28.561	47.404	22:37.451																												
6	SYLVAIN SOLER																																	
R. A. C. CIRCUITO GUADALOPE CITROËN SAXO 8V																																		
1	2:57.569			30.484	41.707	2:57.569																												
2	2:36.356	43.330			39.912	5:33.925																												
3	2:35.536	43.738			39.922	8:09.461																												
4	3:14.426 B	42.767			1:14.037	11:23.887																												
5	6:27.880	4:27.445			44.300	17:51.767																												
6	2:48.482	51.277	45.419	30.150	41.636	20:40.249																												
7	CAMILO SEBASTIÁ SANCHO																																	
AUTOMÓVIL CLUB VEC AUTHI MINI LS																																		
1	4:40.187	2:18.577	54.267	36.344	50.999	4:40.187																												
8	IVÁN SEGURA SÁBADO																																	
R. A. C. CIRCUITO GUADALOPE VOLKSWAGEN GOLF GTI																																		
1	2:31.359	46.862	41.584	26.939	35.974	2:31.359																												
2	2:16.561	38.679	37.336	25.525	35.021	4:47.920																												
3	2:14.712	37.954	37.377	24.821	34.560	7:02.632																												
4	2:18.886	38.601	38.719	24.956	36.610	9:21.518																												
5	3:35.526 B	49.791	50.262	39.436	1:16.037	12:57.044																												
6	4:19.687	2:40.835	38.313	25.250	35.289	17:16.731																												
7	2:12.961	36.946	37.144	24.502	34.369	19:29.692																												
8	2:13.459	37.218	37.287	24.633	34.321	21:43.151																												
9	BITTOR URANGA BUENETXEA																																	
R. A. C. CIRCUITO GUADALOPE CITROËN SAXO 8V																																		
1	3:25.877	1:24.789	47.620	31.006	42.462	3:25.877																												
2	3:25.324	47.339	46.459	1:08.092	43.434	6:51.201																												
12	EDUARDO QUEROL LAHOZ																																	
R. A. C. CIRCUITO GUADALOPE VOLKSWAGEN LUPO GTI																																		
1	3:05.611	1:10.926	44.462	29.797	40.426	3:05.611																												
2	2:32.755	42.662	42.953	27.603	39.537	5:38.366																												
3	2:34.453	43.096	43.530	28.126	39.701	8:12.819																												
4	3:17.206 B	42.416	42.955	41.685	1:10.150	11:30.025																												
5	6:40.376	4:45.108	45.381	29.219	40.668	18:10.401																												
6	2:32.590	42.595	42.693	27.753	39.549	20:42.991																												
13	ROBERTO MORENO CORTÉS																																	
EFICAR TEAM HYUNDAI GETZ COPA DIESEL																																		
1	4:18.026	1:47.313	57.891	39.154	53.668	4:18.026																												
2	2:36.422	43.801			39.704	6:54.448																												
3	2:37.558	45.438	43.445	28.671	40.004	9:32.006																												
4	3:36.191 B	51.256			1:15.823	13:08.197																												
5	4:42.575	2:47.145	44.492	29.996	40.942	17:50.772																												
6	2:33.703	43.192	42.428	28.444	39.639	20:24.475																												
14	JOSÉ SÁNCHEZ ROYO																																	
R. A. C. CIRCUITO GUADALOPE CITROËN SAXO 8V																																		
1	3:15.540	1:09.371	49.374	32.775	44.020	3:15.540																												
2	2:57.981	56.225	48.740	31.493	41.523	6:13.521																												
3	2:43.232	44.408	46.945	30.185	41.694	8:56.753																												
4	3:34.092 B	44.849	56.558	41.317	1:11.368	12:30.845																												
5	5:42.661	3:36.935	47.736	34.923	43.067	18:13.506																												
6	2:38.532	43.694	44.373	29.906	40.559	20:52.038																												
15	JORGE SÁNCHEZ ROYO																																	
R. A. C. CIRCUITO GUADALOPE CITROËN SAXO 8V																																		
1	2:44.199	48.157			42.846	2:44.199																												
2	2:38.400	45.066			40.474	5:22.599																												
3	2:45.133	51.949			40.710	8:07.732																												
4	3:03.255 B	43.356			1:04.198	11:10.987																												
5	6:22.214	4:24.427			44.380	17:33.201																												
6	2:35.264	43.258			40.445	20:08.465																												
7	2:35.626	43.204			40.552	22:44.091																												
16	IVÁN PÉREZ SÁNCHEZ																																	
R. A. C. CIRCUITO GUADALOPE PEUGEOT 207 RC																																		
1	2:49.479	1:01.131	43.113	27.902	37.333	2:49.479																												
2	2:20.839	39.555	39.887	25.042	36.355	5:10.318																												
3	2:16.458	37.957	38.280	24.969	35.252	7:26.776																												
4	2:18.470	37.750			37.334	9:45.246																												
5	4:02.164 B	59.698	1:01.909	42.571	1:17.986	13:47.410																												
6	4:13.711	2:28.145	41.357	28.200	36.009	18:01.121																												
7	2:16.548	38.038	38.100	25.324	35.086	20:17.669																												
17	ARTURO TOMÉ MAGALLÓN																																	
R. A. C. CIRCUITO GUADALOPE CITROËN SAXO 8V																																		
1	3:37.853	1:35.109	48.785	32.580	41.379	3:37.853																												
2	2:37.117	43.657	43.980	28.810	40.670	6:14.970																												
3	2:37.208	43.635	44.287	28.707	40.579	8:52.178																												



REGIONAL

Trofeo de velocidad Motorland 2024

Entrenamiento cronometrado 1

Sector Analysis

Invalidated Lap Personal Best Session Best B Crossing the pit lane

Lap	Time	Sector 1	Sector 2	Sector 3	Sector 4	Elapsed
4	3:27.116B	43.938	58.532	40.486	1:04.160	12:19.294
5	5:48.254	3:49.071	45.320	32.854	41.009	18:07.548
6	2:37.172	43.619	44.179	29.264	40.110	20:44.720

18 **CARLOS ARCO RAMÍREZ**
R. A. C. CIRCUITO GUADALOPE CITROËN SAXO BV

1	4:20.225	1:55.735	57.981	38.363	48.146	4:20.225
2	2:47.968	43.287	47.695	31.918	45.068	7:08.193
3	2:54.009B	44.824	44.671	30.857	53.657	10:02.202
4	7:50.591	5:49.991	47.083	29.727	43.790	17:52.793
5	2:42.441	46.689	45.208	29.949	40.595	20:35.234

19 **HUGO MUNIESA EJARQUE**
R. A. C. CIRCUITO GUADALOPE TOYOTA MR2

1	2:42.844	54.134	42.469	27.612	38.629	2:42.844
2	2:36.368B	43.179	40.016	26.319	46.854	5:19.212
3	4:00.667	2:17.147	40.380	26.566	36.574	9:19.879
4	3:27.374B	46.021	52.457	39.109	1:09.787	12:47.253
5	4:35.535	2:51.478	40.312	26.377	37.368	17:22.788
6	2:21.157	38.858	39.514	25.855	36.930	19:43.945
7	2:59.347B	39.089	44.727	34.497	1:01.034	22:43.292

20 **JESÚS LAHOZ MARTÍN**
R. A. C. CIRCUITO GUADALOPE ALFA ROMEO GTV 1.750 1ª S.

1	3:50.246	1:40.235	51.351	33.908	44.752	3:50.246
2	2:53.070	47.731	48.020	32.671	44.648	6:43.316
3	2:39.930	45.118	43.532	29.718	41.562	9:23.246
4	3:42.916B	53.527	52.435	38.260	1:18.694	13:06.162
5	5:34.973	3:35.414	44.874	32.119	42.566	18:41.135
6	2:37.884	43.837	43.846	29.359	40.842	21:19.019

21 **EDUARDO ESCOLANO BARRIL**
AUTOMÓVIL CLUB ZARAGOZA BMW 318 IS

1	3:42.746	1:29.715	51.243	36.887	44.901	3:42.746
2	2:39.704	44.562	44.103	29.900	41.139	6:22.450
3	2:33.277	42.298	42.929	28.239	39.811	8:55.727
4	3:40.182B	51.963	58.933	41.590	1:07.696	12:35.909

22 **PABLO ESCOLANO BARRIL**
AUTOMÓVIL CLUB ZARAGOZA SEAT IBIZA CUPRA

1	3:40.376	1:32.264	49.369	37.063	41.680	3:40.376
2	2:38.212	44.226	44.313	31.321	38.352	6:18.588
3	2:31.744	42.535	42.496	28.811	37.902	8:50.332
4	3:24.042B	41.045	54.562	41.878	1:06.557	12:14.374
5	5:27.566	3:27.885	48.763	29.437	41.481	17:41.940
6	2:28.573	41.635	41.668	27.591	37.679	20:10.513
7	3:10.706B	49.913	50.034	31.775	58.984	23:21.219

23 **JOSÉ AYALA OLIVER**
ESCUDERÍA CERRO NEGRO FIAT PUNTO HGT

1	3:19.770	1:16.574		42.316	3:19.770
2	2:36.857	43.647		40.542	5:56.627
3	2:36.669	43.250		39.839	8:33.296
4	3:06.888B	42.918		1:05.248	11:40.184
5	6:11.390	4:18.414		40.751	17:51.574
6	2:36.481	43.693		40.052	20:28.055

24 **JESÚS MORALES ANGUIA**
ESCUDERÍA CERRO NEGRO RENAULT CLIO CUP II

1	3:21.121	1:18.963	47.223	32.314	42.621	3:21.121
2	2:39.559	44.187	44.733	29.412	41.227	6:00.680
3	2:29.883	43.075	40.458	27.867	38.483	8:30.563
4	3:06.155B	42.266	43.195	36.859	1:03.835	11:36.718
5	6:12.833	4:20.631	43.818	29.063	39.321	17:49.551
6	2:28.053	42.025	41.444	27.449	37.135	20:17.604

25 **CARLOS CORTÉS RUBIO**
EFICAR TEAM HYUNDAI GETZ COPA DIESEL

1	3:55.489	1:48.292	49.169	32.689	45.339	3:55.489
2	2:36.758	43.327	43.313	28.753	41.365	6:32.247
3	2:35.883	42.929	42.386	29.199	41.369	9:08.130
4	3:33.130B	49.347	58.136	39.686	1:05.961	12:41.260
5	5:44.809	3:34.252	50.189	32.349	48.019	18:26.069
6	2:34.505	42.806	42.135	28.827	40.737	21:00.574

26 **RUBEN BOLTAÑA PLANCHAT**
R. A. C. CIRCUITO GUADALOPE HYUNDAI COUPÉ V6

1	2:32.789	47.534	41.719	26.830	36.706	2:32.789
2	2:24.373	40.061	40.421	27.296	36.595	4:57.162
3	2:26.372	40.456	41.136	26.722	38.058	7:23.534
4	2:44.716B	40.992	42.003	27.259	54.462	10:08.250
5	7:22.747	5:34.921	42.832	27.166	37.828	17:30.997
6	2:25.604	40.707	41.042	26.537	37.318	19:56.601
7	2:25.572	41.243	40.944	26.375	37.010	22:22.173

27 **DANIEL OLIVER PONZ**
R. A. C. CIRCUITO GUADALOPE RENAULT CLIO CUP IV

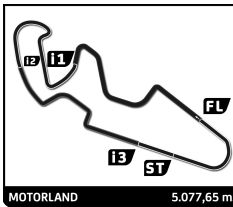
1	2:59.511	1:07.006	47.656	29.436	35.413	2:59.511
2	2:19.808	39.875	39.675	25.232	35.026	5:19.319
3	2:16.965	38.411	38.399	25.533	34.622	7:36.284
4	2:34.260B	38.557	38.647	24.931	52.125	10:10.544
5	7:50.926	6:05.354	41.990	26.647	36.935	18:01.470
6	2:19.121	38.456	39.890	25.739	35.036	20:20.591

28 **ETHAN MUNIESA EJARQUE**
R. A. C. CIRCUITO GUADALOPE BMW M3 E36

1	2:27.692	45.668	39.827	26.164	36.033	2:27.692
2	2:26.396B	38.512	39.793	25.540	42.551	4:54.088
3	3:30.596	1:53.122	37.892	25.510	34.072	8:24.684
4	3:01.089B	36.883	36.804	32.562	1:14.840	11:25.773
5	5:42.441	4:02.975	39.230	25.713	34.523	17:08.214
6	2:09.804	36.028	36.704	23.647	33.425	19:18.018
7	2:09.324	35.640	36.507	23.737	33.440	21:27.342

29 **PABLO HERNÁNDEZ ZAPATA**
FEDER. ANDALUZA AUTOMOVILISN PORSCHE 911 GT3

1	4:10.194	2:31.611	39.756	25.822	33.005	4:10.194
2	2:09.327	36.775	36.075	24.548	31.929	6:19.521
3	2:08.163	36.609	35.755	23.892	31.907	8:27.684
4	2:59.858B	35.392	35.400	33.924	1:15.142	11:27.542
5	6:26.463	4:51.030	38.211	25.770	31.452	17:54.005
6	2:07.337	36.353	35.944	23.364	31.676	20:01.342
7	2:08.211	35.593	36.332	24.110	32.176	22:09.553



REGIONAL

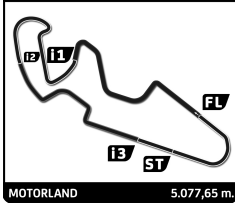
Trofeo de velocidad Motorland 2024

Entrenamiento cronometrado 1

Sector Analysis

— Invalidated Lap ■ Personal Best ■ Session Best **B** Crossing the pit lane

Lap	Time	Sector 1	Sector 2	Sector 3	Sector 4	Elapsed	Lap	Time	Sector 1	Sector 2	Sector 3	Sector 4	Elapsed
37 VÍCTOR CANTÍN PINILLA													
R. A. C. CIRCUITO GUADALOPE						CITROËN SAXO 8V							
1	3:58.605	1:56.533	49.516	30.061	42.495	3:58.605							
2	2:39.635	44.485	44.364	29.694	41.092	6:38.240							
3	2:39.044	43.973	44.674	29.229	41.168	9:17.284							
4	3:43.015 B	56.775	52.421	37.085	1:16.734	13:00.299							
5	4:52.385	2:56.071	44.862	30.076	41.376	17:52.684							
6	2:37.943	44.281	44.228	28.509	40.925	20:30.627							
51 ADRIAN JOSA ZAURÍN													
FEDERACIÓN ARAGONESA DE AUT						BMW E36 320I							
1	3:44.268	1:39.072			43.288	3:44.268							
2	2:39.906	44.992			40.965	6:24.174							
3	2:36.632	43.561			40.539	9:00.806							
4	3:33.336 B	45.537			1:08.624	12:34.142							
5	6:06.735	4:03.456			43.049	18:40.877							
6	2:35.987	42.911			40.694	21:16.864							
53 JAVIER CIUENDEZ GALLEGO													
R. A. C. CIRCUITO GUADALOPE						RENAULT CLIO RS III							
1	3:13.629	1:22.446	44.480	28.314	38.389	3:13.629							
2	2:17.955	38.222	39.153	24.849	35.731	5:31.584							
3	2:16.563	38.059	38.299	24.617	35.588	7:48.147							
4	2:30.645 B	37.549	38.127	24.308	50.661	10:18.792							
5	7:40.847	5:44.468	48.864	31.006	36.509	17:59.639							
6	2:15.868	37.851	37.964	24.283	35.770	20:15.507							
7	2:29.518 B	38.369	41.025	26.315	43.809	22:45.025							
58 HÉCTOR PALACIOS VÁZQUEZ													
AUTOMÓVIL CLUB ALICANTE						MAZDA MX5							
1	2:42.188	56.766	41.897	26.403	37.122	2:42.188							
2	2:31.145	46.131	41.227	26.599	37.188	5:13.333							
3	2:22.165	39.814	39.936	25.693	36.722	7:35.498							
4	2:37.573 B	39.693	39.047	26.051	52.782	10:13.071							
5	7:17.280	5:33.796	39.831	26.974	36.679	17:30.351							
6	2:20.649	39.457	39.060	25.753	36.379	19:51.000							
7	2:19.726	38.755	39.036	25.887	36.048	22:10.726							
77 DAVID SÁNCHEZ ANDREU													
R. A. C. CIRCUITO GUADALOPE						SEAT LEÓN SUPERCOPA MK2							
1	4:49.727	3:09.922	39.718	26.407	33.680	4:49.727							
2	2:11.346	38.062	36.539	24.252	32.493	7:01.073							
3	2:10.675	36.321	36.795	24.834	32.725	9:11.748							
4	3:26.694 B	40.134	56.403	43.487	1:06.670	12:38.442							
5	5:16.622	3:39.401	38.228	25.800	33.193	17:55.064							
6	2:15.984	38.894	37.930	25.826	33.334	20:11.048							
88 LUIS LÓPEZ ANÓS													
R. A. C. CIRCUITO GUADALOPE						PORSCHE 968 CS							
1	2:52.174	1:03.283	43.670	29.721	35.500	2:52.174							
2	2:19.894	39.606	39.211	26.329	34.748	5:12.068							
3	2:16.825	39.029	38.418	25.651	33.727	7:28.893							
4	2:29.760 B	38.232	38.788	26.555	46.185	9:58.653							
5	7:39.592	5:56.552	40.498	27.227	35.315	17:38.245							
6	2:18.879	38.594	38.761	26.751	34.773	19:57.124							
7	2:19.221	39.351	38.988	26.167	34.715	22:16.345							



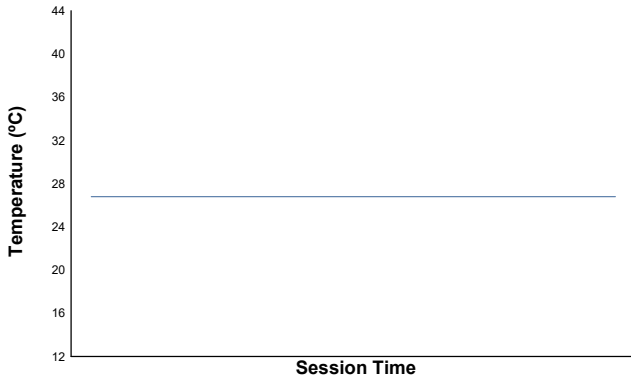
Trofeo de velocidad Motorland 2024

REGIONAL

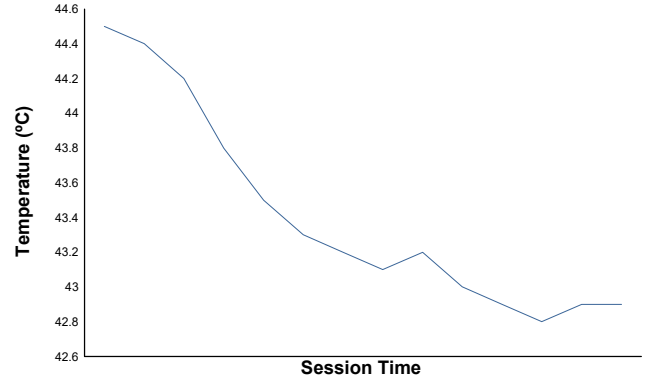
Entrenamiento cronometrado 1

Weather Report

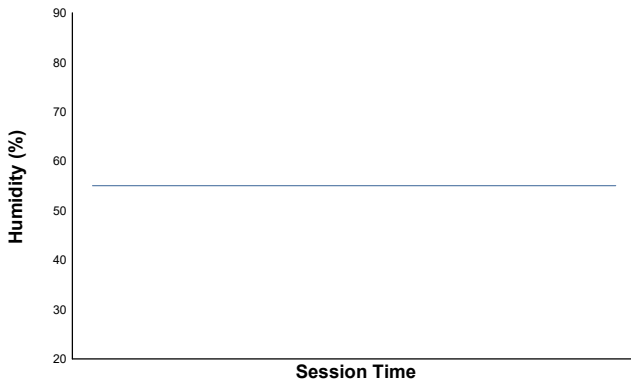
Air Temperature



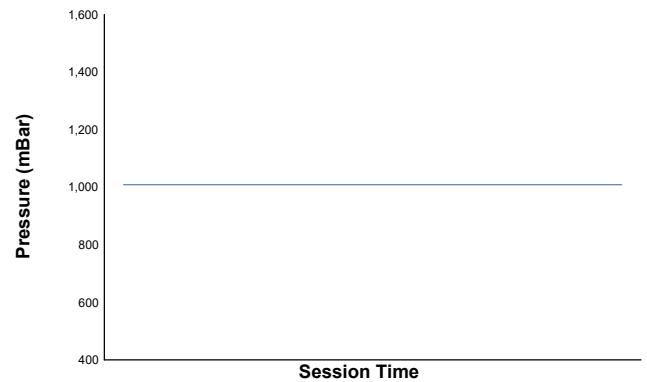
Track Temperature



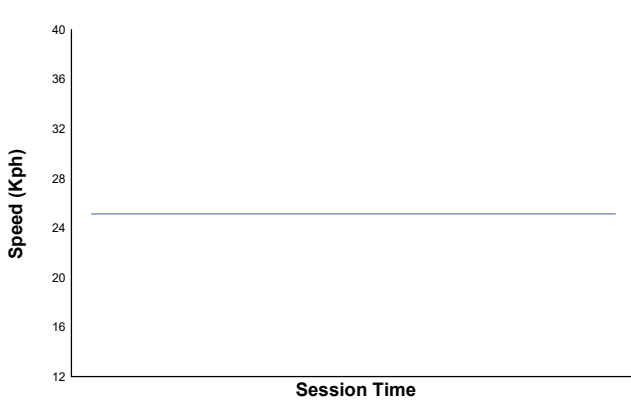
Humidity



Pressure

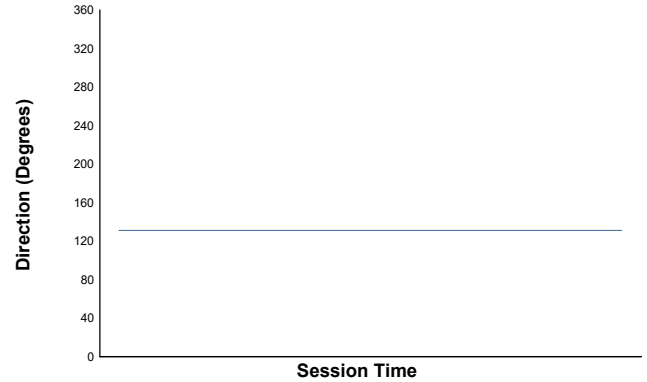


Wind Speed



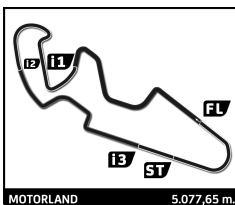
Wind Direction

North=0°/360° East=90° South=180° West=270°



Track Status: **DRY**





REGIONAL

Trofeo de velocidad Motorland 2024

Entrenamiento cronometrado 2

Final Classification

No	Driver	Nat	Team	Car	Cl.	Time	Lap Total	Gap	Kph
1	1	ÁNDER GAMÓN AGUINAGALI	R. A. C. CIRCUITO GUADALOPE	SEAT LEÓN MK2	4	2:04.866	3 4	-	146.4
2	29	PABLO HERNÁNDEZ ZAPATA	FEDER. ANDALUZA AUTOMOVILISMO	PORSCHE 911 GT3	5	2:05.304	7 7	+0.438	145.9
3	88	ALVARO RODRÍGUEZ SASTRI	R. A. C. CIRCUITO GUADALOPE	PORSCHE 968 CS	5	2:05.542	3 4	+0.676	145.6
4	28	ETHAN MUNIESA EJARQUE	R. A. C. CIRCUITO GUADALOPE	BMW M3 E36	4	2:08.886	6 6	+4.020	141.8
5	5	JOAQUIN RODRIGO PÉREZ	AUTOMÓVIL CLUB ZARAGOZA	RENAULT CLIO CUP IV	3	2:13.516	3 7	+8.650	136.9
6	16	IVÁN PÉREZ SÁNCHEZ	R. A. C. CIRCUITO GUADALOPE	PEUGEOT 207 RC	2	2:13.537	4 7	+8.671	136.9
7	27	DANIEL OLIVER PONZ	R. A. C. CIRCUITO GUADALOPE	RENAULT CLIO CUP IV	3	2:14.309	3 7	+9.443	136.1
8	8	IVÁN SEGURA SÁBADO	R. A. C. CIRCUITO GUADALOPE	VOLKSWAGEN GOLF GTI	3	2:14.668	3 6	+9.802	135.7
9	3	CARLOS SANZ MOSTAJO	AUTOMÓVIL CLUB ZARAGOZA	HYUNDAI COUPÉ	2	2:14.786	5 6	+9.920	135.6
10	53	JAIME LATAPIA LLINÁS	R. A. C. CIRCUITO GUADALOPE	RENAULT CLIO RS III	2	2:16.277	5 7	+11.411	134.1
11	58	HÉCTOR PALACIOS VÁZQUEZ	AUTOMÓVIL CLUB ALICANTE	MAZDA MX5	2	2:19.119	2 6	+14.253	131.4
12	24	JESÚS MORALES ANGUITA	ESCUDEIRÍA CERRO NEGRO	RENAULT CLIO CUP II	2	2:22.715	3 7	+17.849	128.1
13	26	RODRIGO ESPÉS ALBAJEZ	R. A. C. CIRCUITO GUADALOPE	HYUNDAI COUPÉ V6	2	2:23.801	2 2	+18.935	127.1
14	22	EDUARDO ESCOLANO BARRI	AUTOMÓVIL CLUB ZARAGOZA	SEAT IBIZA CUPRA	2	2:26.041	3 6	+21.175	125.2
15	13	ROBERTO MORENO CORTÉS	EFICAR TEAM	HYUNDAI GETZ COPA DIESEL	1	2:31.261	4 5	+26.395	120.8
16	21	PABLO ESCOLANO BARRIL	AUTOMÓVIL CLUB ZARAGOZA	BMW 318 IS	2	2:32.980	4 6	+28.114	119.5
17	25	CARLOS CORTÉS RUBIO	EFICAR TEAM	HYUNDAI GETZ COPA DIESEL	1	2:33.771	2 4	+28.905	118.9
18	9	ARKAITZ URANGA ANTIXIA	R. A. C. CIRCUITO GUADALOPE	CITROËN SAXO 8V	1	2:34.186	5 6	+29.320	118.5
19	6	SYLVAIN SOLER	R. A. C. CIRCUITO GUADALOPE	CITROËN SAXO 8V	1	2:34.216	4 6	+29.350	118.5
20	18	CARLOS ARCO RAMÍREZ	R. A. C. CIRCUITO GUADALOPE	CITROËN SAXO 8V	1	2:34.390	4 5	+29.524	118.4
21	23	JOSÉ AYALA OLIVER	ESCUDEIRÍA CERRO NEGRO	FIAT PUNTO HGT	2	2:34.869	4 6	+30.003	118.0
22	12	CESAR CANDELAS RUIZ	R. A. C. CIRCUITO GUADALOPE	VOLKSWAGEN LUPO GTI	1	2:34.981	4 6	+30.115	117.9
23	51	RUBEN JOSA ZAURÍN	FEDERACIÓN ARAGONESA DE AUTOMOVILISMO	BMW E36 320I	2	2:36.078	6 6	+31.212	117.1
24	20	JESÚS LAHOZ MARTÍN	R. A. C. CIRCUITO GUADALOPE	ALFA ROMEO GTV 1.750 1* S.	2	2:36.101	4 5	+31.235	117.1
25	17	ARTURO TOMÉ MAGALLÓN	R. A. C. CIRCUITO GUADALOPE	CITROËN SAXO 8V	1	2:36.769	4 6	+31.903	116.6
26	14	JOSÉ SÁNCHEZ ROYO	R. A. C. CIRCUITO GUADALOPE	CITROËN SAXO 8V	1	2:36.961	3 6	+32.095	116.4
27	37	VÍCTOR CANTÍN PINILLA	R. A. C. CIRCUITO GUADALOPE	CITROËN SAXO 8V	1	2:38.212	6 6	+33.346	115.5
28	7	CAMILO SEBASTIÁ SANCHO	AUTOMÓVIL CLUB VEC	AUTHI MINI LS	1				
29	10	JAIME CELA TALAVERA	RASANTE SPORT	CITROËN SAXO VTS 16V	1				
30	15	JORGE SÁNCHEZ ROYO	R. A. C. CIRCUITO GUADALOPE	CITROËN SAXO 8V	1		5	+32.087	+0.184
31	19	HUGO MUNIESA EJARQUE	R. A. C. CIRCUITO GUADALOPE	TOYOTA MR2	2				
32	77	DAVID SÁNCHEZ ANDREU	R. A. C. CIRCUITO GUADALOPE	SEAT LEÓN SUPERCOPA MK2	4		1		

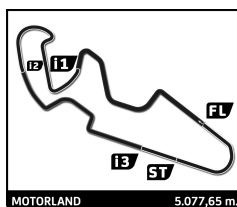
Fastest Lap: Lap 3 | ÁNDER GAMÓN AGUINAGALDE | 2:04.866 | 146.4 Kph

CARS 5, 8, 23, 25, 27 & 58 - SOME LAP TIMES DELETED DUE TO TRACK LIMITS
CAR 15 - ALL LAP TIMES DELETED DUE TO TRACK LIMITS

Track Status: **DRY**

Published at:

Stewards:	Timekeeper: Álvaro Montilla
------------------	---------------------------------------



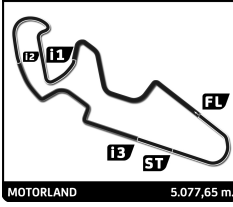
REGIONAL

Trofeo de velocidad Motorland 2024

Entrenamiento cronometrado 2

Best Sector Times

Sector 1			Sector 2			Sector 3			Sector 4			Pos	No	Ideal Lap	Best Lap
Pos	No Driver	Time	No Driver	Time	No Driver	Time	No Driver	Time	No Driver	Time					
1	88 A.RODRÍGUEZ SASTRE	34.707	88 A.RODRÍGUEZ SASTRE	34.967	88 A.RODRÍGUEZ SASTRE	22.916	29 P.HERNÁNDEZ ZAPATA	31.371	1	29	2:04.801	2:05.304	(2)		
2	1 Á.GAMÓN AGUINAGALDE	34.711	1 Á.GAMÓN AGUINAGALDE	35.123	1 Á.GAMÓN AGUINAGALDE	23.178	1 Á.GAMÓN AGUINAGALDE	31.808	2	1	2:04.820	2:04.866	(1)		
3	29 P.HERNÁNDEZ ZAPATA	34.721	29 P.HERNÁNDEZ ZAPATA	35.222	29 P.HERNÁNDEZ ZAPATA	23.487	88 A.RODRÍGUEZ SASTRE	32.269	3	88	2:04.859	2:05.542	(3)		
4	28 E.MUNIESA EJARQUE	35.542	28 E.MUNIESA EJARQUE	36.515	28 E.MUNIESA EJARQUE	23.527	28 E.MUNIESA EJARQUE	33.148	4	28	2:08.732	2:08.886	(4)		
5	5 J.RODRIGO PÉREZ	36.694	16 I.PÉREZ SÁNCHEZ	37.283	27 D.OLIVER PONZ	24.201	27 D.OLIVER PONZ	34.416	5	27	2:12.983	2:14.309	(7)		
6	27 D.OLIVER PONZ	36.781	5 J.RODRIGO PÉREZ	37.393	8 I.SEGURA SÁBADO	24.541	16 I.PÉREZ SÁNCHEZ	34.524	6	5	2:13.323	2:13.516	(5)		
7	3 C.SANZ MOSTAJO	37.138	8 I.SEGURA SÁBADO	37.565	3 C.SANZ MOSTAJO	24.588	5 J.RODRIGO PÉREZ	34.611	7	16	2:13.718	2:13.537	(6)		
8	16 I.PÉREZ SÁNCHEZ	37.242	27 D.OLIVER PONZ	37.585	5 J.RODRIGO PÉREZ	24.625	8 I.SEGURA SÁBADO	34.611	8	8	2:14.089	2:14.668	(8)		
9	8 I.SEGURA SÁBADO	37.372	3 C.SANZ MOSTAJO	37.739	16 I.PÉREZ SÁNCHEZ	24.669	3 C.SANZ MOSTAJO	35.076	9	3	2:14.541	2:14.786	(9)		
10	53 J.LATAPIA LLINÁS	37.759	53 J.LATAPIA LLINÁS	37.892	53 J.LATAPIA LLINÁS	24.682	53 J.LATAPIA LLINÁS	35.871	10	53	2:16.204	2:16.277	(10)		
11	58 H.PALACIOS VÁZQUEZ	38.524	58 H.PALACIOS VÁZQUEZ	38.797	58 H.PALACIOS VÁZQUEZ	25.459	58 H.PALACIOS VÁZQUEZ	36.212	11	58	2:18.992	2:19.119	(11)		
12	24 J.MORALES ANGUITA	38.958	24 J.MORALES ANGUITA	39.110	24 J.MORALES ANGUITA	26.012	26 R.ESPÉS ALBAJEZ	36.921	12	24	2:21.194	2:22.715	(12)		
13	26 R.ESPÉS ALBAJEZ	39.579	77 D.SÁNCHEZ ANDREU	39.333	22 E.ESCOLANO BARRIL	26.620	24 J.MORALES ANGUITA	37.114	13	26	2:23.801	2:23.801	(13)		
14	22 E.ESCOLANO BARRIL	40.494	26 R.ESPÉS ALBAJEZ	40.564	26 R.ESPÉS ALBAJEZ	26.737	22 E.ESCOLANO BARRIL	37.223	14	22	2:25.283	2:26.041	(14)		
15	13 R.MORENO CORTÉS	42.223	22 E.ESCOLANO BARRIL	40.946	21 P.ESCOLANO BARRIL	27.636	21 P.ESCOLANO BARRIL	39.181	15	13	2:31.065	2:31.261	(15)		
16	25 C.CORTÉS RUBIO	42.387	13 R.MORENO CORTÉS	41.820	13 R.MORENO CORTÉS	27.641	13 R.MORENO CORTÉS	39.381	16	21	2:31.712	2:32.980	(16)		
17	21 P.ESCOLANO BARRIL	42.486	25 C.CORTÉS RUBIO	41.998	6 S.SOLER	28.041	23 J.AYALA OLIVER	39.568	17	6	2:33.706	2:34.216	(19)		
18	12 C.CANDELAS RUIZ	42.517	21 P.ESCOLANO BARRIL	42.409	18 C.ARCO RAMÍREZ	28.166	9 A.URANGA ANTIXIA	39.917	18	25	2:33.771	2:33.771	(17)		
19	9 A.URANGA ANTIXIA	42.602	20 J.LAHOZ MARTÍN	42.806	12 C.CANDELAS RUIZ	28.280	6 S.SOLER	39.925	19	9	2:34.142	2:34.186	(18)		
20	6 S.SOLER	42.618	9 A.URANGA ANTIXIA	43.114	9 A.URANGA ANTIXIA	28.509	18 C.ARCO RAMÍREZ	40.053	20	12	2:34.153	2:34.981	(22)		
21	23 J.AYALA OLIVER	42.758	6 S.SOLER	43.122	20 J.LAHOZ MARTÍN	28.543	12 C.CANDELAS RUIZ	40.085	21	18	2:34.252	2:34.390	(20)		
22	18 C.ARCO RAMÍREZ	42.896	18 C.ARCO RAMÍREZ	43.137	17 A.TOMÉ MAGALLÓN	28.607	51 R.JOSA ZAURÍN	40.391	22	20	2:36.101	2:36.101	(24)		
23	14 J.SÁNCHEZ ROYO	43.318	12 C.CANDELAS RUIZ	43.271	37 V.CANTÍN PINILLA	28.731	25 C.CORTÉS RUBIO	40.469	23	14	2:36.639	2:36.961	(26)		
24	15 J.SÁNCHEZ ROYO	43.342	14 J.SÁNCHEZ ROYO	43.703	25 C.CORTÉS RUBIO	28.917	17 A.TOMÉ MAGALLÓN	40.477	24	17	2:36.648	2:36.769	(25)		
25	17 A.TOMÉ MAGALLÓN	43.489	17 A.TOMÉ MAGALLÓN	44.075	77 D.SÁNCHEZ ANDREU	28.970	20 J.LAHOZ MARTÍN	40.531	25	37	2:37.754	2:38.212	(27)		
26	51 R.JOSA ZAURÍN	43.799	37 V.CANTÍN PINILLA	44.187	14 J.SÁNCHEZ ROYO	29.048	14 J.SÁNCHEZ ROYO	40.570	26	15	0:00.000				



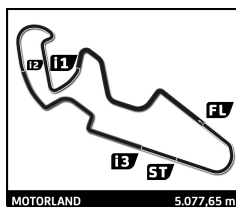
REGIONAL

Trofeo de velocidad Motorland 2024

Entrenamiento cronometrado 2

Fastest Lap Sequence

Elapsed	No	Driver	Team	Car	Class	Time	Kph	Lap
4:29.509	1	ANDER GAMÓN AGUINAGALDE	R. A. C. CIRCUITO GUADALOPE	SEAT LEÓN MK2	4	2:05.681	145.4	2
6:34.375	1	ANDER GAMÓN AGUINAGALDE	R. A. C. CIRCUITO GUADALOPE	SEAT LEÓN MK2	4	2:04.866	146.4	3



REGIONAL

Trofeo de velocidad Motorland 2024

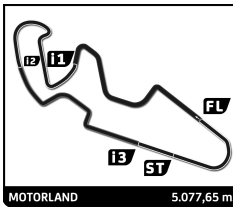
Entrenamiento cronometrado 2

Sector Analysis

— Invalidated Lap ■ Personal Best ■ Session Best B Crossing the pit lane

Lap	Time	Sector 1	Sector 2	Sector 3	Sector 4	Elapsed	Lap	Time	Sector 1	Sector 2	Sector 3	Sector 4	Elapsed
1 ÁNDER GAMÓN AGUINAGALDE R. A. C. CIRCUITO GUADALOPE SEAT LEÓN MK2													
1	2:23.828	45.264	39.612	26.058	32.894	2:23.828	1	3:25.306	1:30.028	44.215	29.726	41.337	3:25.306
2	2:05.681	34.918	35.452	23.503	31.808	4:29.509	2	2:35.302	43.032	43.905	28.280	40.085	6:00.608
3	2:04.866	34.711	35.123	23.178	31.854	6:34.375	3	2:48.877	50.914	47.034	30.734	40.195	8:49.485
4	2:47.500B	42.591	42.329	30.837	51.743	9:21.875	4	2:34.981	42.685	43.447	28.623	40.226	11:24.466
							5	2:35.596	42.517	43.271	28.880	40.928	14:00.062
							6	2:36.627	43.678	43.302	29.110	40.537	16:36.689
3 CARLOS SANZ MOSTAJO AUTOMÓVIL CLUB ZARAGOZA HYUNDAI COUPÉ													
1	3:35.431	1:50.825	42.054	26.835	35.717	3:35.431							
2	2:18.266	37.881	38.606	25.083	36.696	5:53.697							
3	2:17.546	38.234	38.109	25.348	35.855	8:11.243							
4	2:16.342	37.671	38.219	24.588	35.864	10:27.585							
5	2:14.786	37.138	37.739	24.833	35.076	12:42.371							
6	4:11.473B	1:23.666	48.685	43.812	1:15.310	16:53.844							
5 JOAQUIN RODRIGO PÉREZ AUTOMÓVIL CLUB ZARAGOZA RENAULT CLIO CUP IV													
1	2:47.395	1:05.083	40.776	25.980	35.556	2:47.395							
2	2:17.073	38.253	38.524	25.076	35.220	5:04.468							
3	2:13.516	36.694	37.586	24.625	34.611	7:17.984							
4	2:14.343	36.695	37.393	25.053	35.202	9:32.327							
5	2:45.010	45.384	43.792	30.980	44.854	12:17.337							
6	2:15.455	38.028	37.557	24.730	35.140	14:32.792							
7	2:14.558	36.982	37.792	24.768	35.016	16:47.350							
6 SYLVAIN SOLER R. A. C. CIRCUITO GUADALOPE CITROËN SAXO 8V													
1	3:25.120	1:25.726			41.782	3:25.120							
2	2:34.484	42.929	43.360	28.270	39.925	5:59.604							
3	2:52.723	51.418	47.144	32.200	41.961	8:52.327							
4	2:34.216	42.618	43.122	28.041	40.435	11:26.543							
5	2:53.620	44.751			43.059	14:20.163							
6	3:25.583B	49.417	56.935	35.082	1:04.149	17:45.746							
8 IVÁN SEGURA SÁBADO R. A. C. CIRCUITO GUADALOPE VOLKSWAGEN GOLF GTI													
1	2:26.868	45.624	40.609	25.660	34.975	2:26.868							
2	2:15.728	37.448	38.482	25.082	34.716	4:42.596							
3	2:14.668	37.419	38.097	24.541	34.611	6:57.264							
4	2:34.477B	37.372	37.890	28.748	50.467	9:31.741							
5	3:32.337	1:50.862	39.421	25.286	36.768	13:04.078							
6	2:15.244	37.564	37.565	24.792	35.323	15:19.322							
9 ARKAITZ URANGA ANTIXIA R. A. C. CIRCUITO GUADALOPE CITROËN SAXO 8V													
1	3:02.328	1:07.767	45.367	29.250	39.944	3:02.328							
2	2:37.762	45.265	43.472	28.929	40.096	5:40.090							
3	2:35.892	43.206	43.114	28.544	41.028	8:15.982							
4	2:38.657	43.435	45.235	29.553	40.434	10:54.639							
5	2:34.186	42.602	43.158	28.509	39.917	13:28.825							
6	2:38.293	44.762	44.476	28.692	40.363	16:07.118							
12 CESAR CANDELAS RUIZ R. A. C. CIRCUITO GUADALOPE VOLKSWAGEN LUPO GTI													
13 ROBERTO MORENO CORTÉS EFICAR TEAM HYUNDAI GETZ COPA DIESEL													
1	3:47.595	1:33.133				52.562	3:47.595						
2	2:44.335	44.783	46.190	33.281	40.081	6:31.930							
3	2:32.651	42.845				39.381	9:04.581						
4	2:31.261	42.223	41.820	27.641	39.577	11:35.842							
5	3:12.925B	45.126	50.529	37.892	59.378	14:48.767							
14 JOSÉ SÁNCHEZ ROYO R. A. C. CIRCUITO GUADALOPE CITROËN SAXO 8V													
1	3:10.851	1:05.580	50.593	33.307	41.371	3:10.851							
2	2:37.763	43.376	44.442	29.375	40.570	5:48.614							
3	2:36.961	43.318	43.703	29.346	40.594	8:25.575							
4	2:43.433	43.873	44.172	32.170	43.218	11:09.008							
5	2:37.145	43.780	43.742	29.048	40.575	13:46.153							
6	2:39.247	43.845	44.343	29.665	41.394	16:25.400							
15 JORGE SÁNCHEZ ROYO R. A. C. CIRCUITO GUADALOPE CITROËN SAXO 8V													
1	2:43.597	49.228				41.471	2:43.597						
2	2:36.873	44.046				40.917	5:20.470						
3	2:36.456	43.782				40.959	7:56.926						
4	2:36.953	43.342				41.391	10:33.879						
5	2:59.053B	47.216				50.618	13:32.932						
16 IVÁN PÉREZ SÁNCHEZ R. A. C. CIRCUITO GUADALOPE PEUGEOT 207 RC													
1	2:32.743	51.210				35.489	2:32.743						
2	2:16.139	38.361				34.741	4:48.882						
3	2:14.677	37.512	37.439	24.669	35.057	7:03.559							
4	2:13.537	37.242			34.524	9:17.096							
5	2:15.270	37.506	37.283	25.051	35.430	11:32.366							
6	2:27.544	40.674			36.904	13:59.910							
7	2:51.333B	37.889			1:03.840	16:51.243							
17 ARTURO TOMÉ MAGALLÓN R. A. C. CIRCUITO GUADALOPE CITROËN SAXO 8V													
1	3:08.279	1:14.094	44.717	28.641	40.827	3:08.279							
2	2:36.849	43.664	44.075	28.633	40.477	5:45.128							
3	3:01.936	55.771	51.820	32.933	41.412	8:47.064							
4	2:36.769	43.489	44.181	28.607	40.492	11:23.833							
5	2:45.027	47.666	45.938	29.499	41.924	14:08.860							
6	2:37.755	43.657	44.227	29.062	40.809	16:46.615							
18 CARLOS ARCO RAMÍREZ R. A. C. CIRCUITO GUADALOPE CITROËN SAXO 8V													
1	3:42.041	1:38.845	51.782	30.773	40.641	3:42.041							
2	2:35.087	43.431	43.137	28.413	40.106	6:17.128							
3	2:37.629	45.521	43.346	28.500	40.262	8:54.757							
4	2:34.390	42.896	43.275	28.166	40.053	11:29.147							





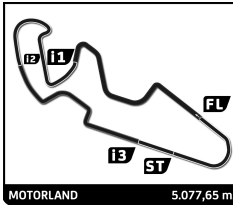
REGIONAL

Trofeo de velocidad Motorland 2024

Entrenamiento cronometrado 2

Sector Analysis

Lap	Time	Sector 1	Sector 2	Sector 3	Sector 4	Elapsed	Lap	Time	Sector 1	Sector 2	Sector 3	Sector 4	Elapsed
5	2:51.131 B	43.333	44.592	33.627	49.579	14:20.278	1	2:41.489	53.873	42.039	26.808	38.769	2:41.489
20	JESÚS LAHOZ MARTÍN R. A. C. CIRCUITO GUADALOPE ALFA ROMEO GTV 1.750 1 ^o S.						2	2:23.801	39.579	40.564	26.737	36.921	5:05.290
1	3:18.122	1:13.090	45.620	33.250	46.162	3:18.122	27	DANIEL OLIVER PONZ R. A. C. CIRCUITO GUADALOPE RENAULT CLIO CUP IV					
2	2:37.796	44.369	43.625	28.897	40.905	5:55.918	1	2:25.830	46.587	38.835	25.880	34.528	2:25.830
3	2:45.053	45.692	44.524	31.200	43.637	8:40.971	2	2:36.895	37.415	38.153	24.201	57.126	5:02.725
4	2:36.101	44.221	42.806	28.543	40.531	11:17.072	3	2:14.309	37.031	37.697	24.869	34.712	7:17.034
5	3:28.886 B	51.346	59.554	35.048	1:02.938	14:45.958	4	2:15.531	36.887	37.780	25.990	34.874	9:32.565
21	PABLO ESCOLANO BARRIL AUTOMÓVIL CLUB ZARAGOZA BMW 318 IS						5	2:14.074	37.478	37.825	24.355	34.416	11:46.639
1	3:31.342	1:21.914	51.601	34.277	43.550	3:31.342	6	2:14.738	36.781	37.585	25.296	35.076	14:01.377
2	2:40.027	46.876	43.944	28.731	40.476	6:11.369	7	2:25.789 B	37.277	37.676	25.316	45.520	16:27.166
3	2:49.734	51.696	47.708	29.872	40.458	9:01.103	28	ETHAN MUNIESA EJARQUE R. A. C. CIRCUITO GUADALOPE BMW M3 E36					
4	2:32.980	43.098	42.409	27.636	39.837	11:34.083	1	4:07.733	2:13.246	40.634	27.825	46.028	4:07.733
5	2:33.268	42.486	42.965	28.636	39.181	14:07.351	2	2:10.810	35.884	36.708	24.635	33.583	6:18.543
6	3:16.614 B	52.252	51.538	32.615	1:00.209	17:23.965	3	2:21.909	43.009	38.765	25.906	34.229	8:40.452
22	EDUARDO ESCOLANO BARRIL AUTOMÓVIL CLUB ZARAGOZA SEAT IBIZA CUPRA						4	2:09.265	35.655	36.726	23.736	33.148	10:49.717
1	3:23.671	1:24.410	49.908	31.362	37.991	3:23.671	5	2:12.453	37.372	37.223	24.192	33.666	13:02.170
2	2:29.770	41.825	41.023	29.227	37.695	5:53.441	6	2:08.886	35.542	36.515	23.527	33.302	15:11.056
3	2:26.041	41.252	40.946	26.620	37.223	8:19.482	29	PABLO HERNÁNDEZ ZAPATA FEDER. ANDALUZA AUTOMOVILISN PORSCHE 911 GT3					
4	2:28.136	40.494	41.835	27.287	38.520	10:47.618	1	4:14.781	2:41.593	36.661	24.653	31.874	4:14.781
5	2:40.774	42.732	45.201	30.648	42.193	13:28.392	2	2:07.121	35.682	35.898	24.133	31.408	6:21.902
6	2:51.353	48.185	48.869	31.465	42.834	16:19.745	3	2:14.160	39.012	38.904	24.286	31.958	8:36.062
23	JOSÉ AYALA OLIVER ESCUDERÍA CERRO NEGRO FIAT PUNTO HGT						4	2:06.157	35.264	35.222	23.755	31.916	10:42.219
1	2:59.962	1:06.072			39.987	2:59.962	5	2:06.860	35.869	35.338	23.487	32.166	12:49.079
2	2:34.964	42.919			39.568	5:34.926	6	2:05.781	34.824	36.025	23.550	31.382	14:54.860
3	2:34.298	42.871			40.014	8:09.224	7	2:05.304	34.721	35.345	23.867	31.371	17:00.164
4	2:34.869	42.758			40.941	10:44.093	37	VÍCTOR CANTÍN PINILLA R. A. C. CIRCUITO GUADALOPE CITROËN SAXO 8V					
5	2:35.728	43.219			40.367	13:19.821	1	2:45.717	50.955	45.163	28.731	40.868	2:45.717
6	2:37.564	43.894			39.809	15:57.385	2	2:39.778	45.277	44.474	29.004	41.023	5:25.495
24	JESÚS MORALES ANGUIA ESCUDERÍA CERRO NEGRO RENAULT CLIO CUP II						3	2:39.253	44.165	44.448	29.294	41.346	8:04.748
1	2:46.970	1:02.923	39.859	27.059	37.129	2:46.970	4	2:39.237	44.278	44.280	29.143	41.536	10:43.985
2	2:23.613	40.648	39.559	26.292	37.114	5:10.583	5	2:47.202	45.517	50.293	30.575	40.817	13:31.187
3	2:22.715	39.994	39.308	26.012	37.401	7:33.298	6	2:38.212	44.019	44.187	28.956	41.050	16:09.399
4	2:22.796	40.086	39.508	26.012	37.190	9:56.094	51	RUBEN JOSA ZAURÍN FEDERACIÓN ARAGONESA DE AUT BMW E36 320I					
5	2:27.355	40.743	39.532	27.102	39.978	12:23.449	1	3:50.539	1:44.770			45.839	3:50.539
6	2:23.126	40.327	39.110	26.173	37.516	14:46.575	2	2:38.103	43.889			40.739	6:28.642
7	2:25.452	38.958	39.953	27.447	39.094	17:12.027	3	2:37.854	43.879			41.806	9:06.496
25	CARLOS CORTÉS RUBIO EFICAR TEAM HYUNDAI GETZ COPA DIESEL						4	2:43.574	46.058			41.904	11:50.070
1	3:39.673	1:31.104	54.208	32.043	42.318	3:39.673	5	2:39.648	43.813			41.544	14:29.718
2	2:33.771	42.387	41.998	28.917	40.469	6:13.444	6	2:36.078	43.799			40.391	17:05.796
3	3:02.203	53.502	49.608	34.785	44.308	9:15.647	53	JAIME LATAPIA LLINÁS R. A. C. CIRCUITO GUADALOPE RENAULT CLIO RS III					
4	2:58.389 B	44.381	47.745	32.131	54.132	12:14.036	1	3:02.195	1:16.881	41.948	26.583	36.783	3:02.195
26	RODRIGO ESPÉS ALBAJES R. A. C. CIRCUITO GUADALOPE HYUNDAI COUPÉ V6						2	2:19.086	38.392	38.600	25.762	36.332	5:21.281
1	3:39.673	1:31.104	54.208	32.043	42.318	3:39.673	3	2:18.399	38.168	38.530	25.602	36.099	7:39.680
2	2:33.771	42.387	41.998	28.917	40.469	6:13.444	4	2:16.978	38.111	38.132	24.864	35.871	9:56.658
3	3:02.203	53.502	49.608	34.785	44.308	9:15.647	5	2:16.277	37.759	37.892	24.682	35.944	12:12.935



REGIONAL

Trofeo de velocidad Motorland 2024

Entrenamiento cronometrado 2

Sector Analysis

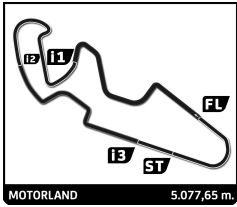
— Invalidated Lap ■ Personal Best ■ Session Best B Crossing the pit lane

Lap	Time	Sector 1	Sector 2	Sector 3	Sector 4	Elapsed	Lap	Time	Sector 1	Sector 2	Sector 3	Sector 4	Elapsed
6	2:31.773	40.580	41.190	33.805	36.198	14:44.708							
7	2:26.746B	37.783	38.391	26.330	44.242	17:11.454							

58		HÉCTOR PALACIOS VÁZQUEZ					
		AUTOMÓVIL CLUB ALICANTE			MAZDA MX5		
1	3:22.222	1:28.629	42.279	30.536	40.778	3:22.222	
2	2:19.119	38.524	38.924	25.459	36.212	5:41.341	
3	2:24.556	42.791	39.224	26.138	36.403	8:05.897	
4	2:39.982	51.336	45.130	27.291	36.225	10:45.879	
5	<u>2:25.487</u>	43.057	38.797	26.161	37.472	13:11.366	
6	2:36.200	45.041	43.634	29.353	38.172	15:47.566	

77		DAVID SÁNCHEZ ANDREU					
		R. A. C. CIRCUITO GUADALOPE			SEAT LEÓN SUPERCOPA MK2		
1	16:42.283B	...	39.333	28.970	53.486	16:42.283	

88		ALVARO RODRÍGUEZ SASTRE					
		R. A. C. CIRCUITO GUADALOPE			PORSCHE 968 CS		
1	2:39.548	1:01.613	38.952	24.993	33.990	2:39.548	
2	2:06.377	35.204	35.303	23.601	32.269	4:45.925	
3	2:05.542	34.950	35.393	22.916	32.283	6:51.467	
4	2:38.352B	34.707	34.967	32.353	56.325	9:29.819	

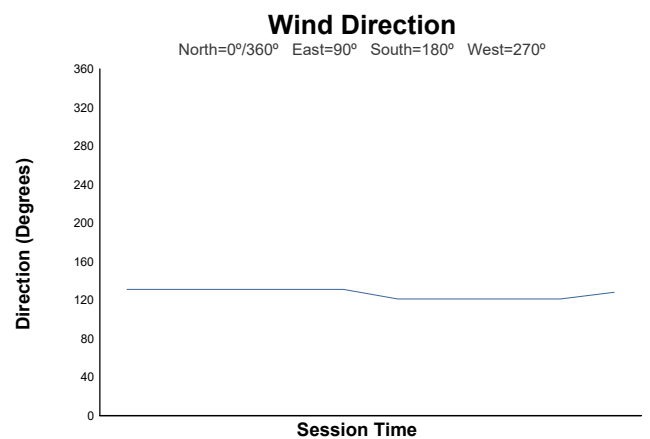
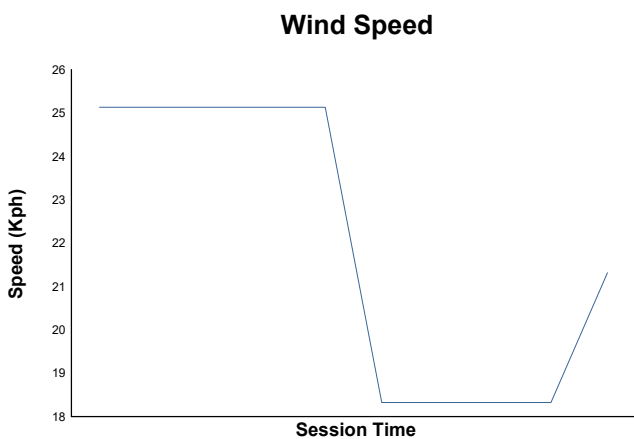
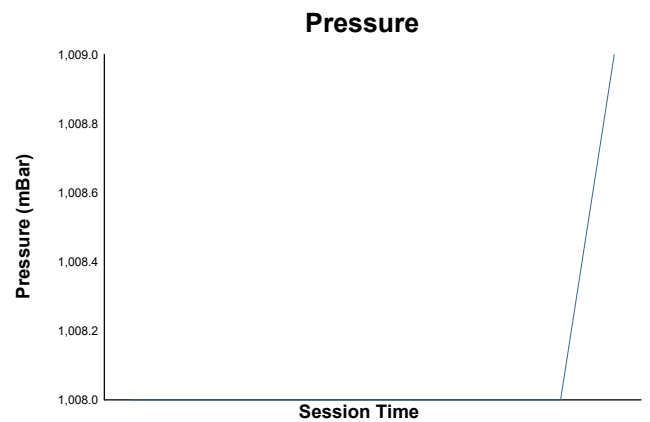
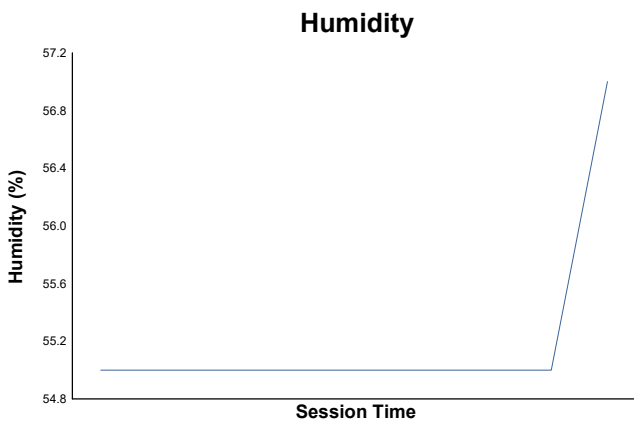
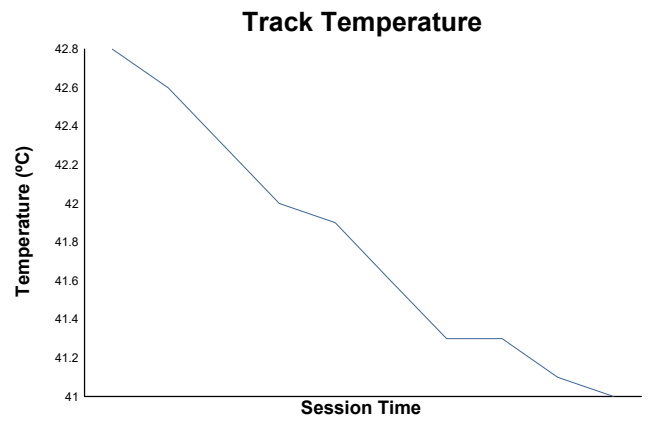
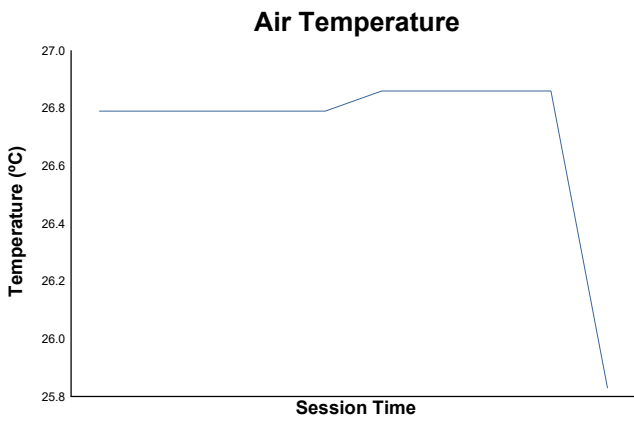


Trofeo de velocidad Motorland 2024

REGIONAL

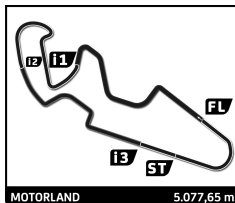
Entrenamiento cronometrado 2

Weather Report



Track Status: **DRY**





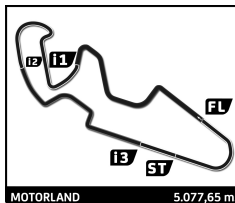
REGIONAL

Trofeo de velocidad Motorland 2024

Carrera 1 (10 Laps, 50.8 km. / Max. 30 Minutes)

Final Starting Grid

BITTOR URANGA BUENETXEA	R. A. C. CIRCUITO GUADALOPE	9	- 16 -	
CAMILO SEBASTIÁ SANCHO	AUTOMÓVIL CLUB VEC	7	- 15 -	10 RASANTE SPORT JAIME CELA TALAVERA
2:38.532 JOSÉ SÁNCHEZ ROYO	R. A. C. CIRCUITO GUADALOPE	14	- 14 -	18 R. A. C. CIRCUITO GUADALOPE CARLOS ARCO RAMÍREZ 2:42.441
2:37.884 JESÚS LAHOZ MARTÍN	R. A. C. CIRCUITO GUADALOPE	20	- 13 -	37 R. A. C. CIRCUITO GUADALOPE VÍCTOR CANTÍN PINILLA 2:37.943
2:36.481 JOSÉ AYALA OLIVER	ESCUDERÍA CERRO NEGRO	23	- 12 -	17 R. A. C. CIRCUITO GUADALOPE ARTURO TOMÉ MAGALLÓN 2:37.117
2:35.987 ADRIAN JOSA ZAURÍN	FEDERACIÓN ARAGONESA DE AUTOMÓVILISMO	51	- 11 -	13 EFICAR TEAM ROBERTO MORENO CORTÉS 2:36.422
2:35.536 SYLVAIN SOLER	R. A. C. CIRCUITO GUADALOPE	6	- 10 -	25 EFICAR TEAM CARLOS CORTÉS RUBIO 2:35.883
2:33.277 EDUARDO ESCOLANO BARRIL	AUTOMÓVIL CLUB ZARAGOZA	21	- 9 -	15 R. A. C. CIRCUITO GUADALOPE JORGE SÁNCHEZ ROYO 2:35.264
2:29.922 GABRIEL OMAR ALONSO SAVARINO	AUTOMÓVIL CLUB ZARAGOZA	5	- 8 -	12 R. A. C. CIRCUITO GUADALOPE EDUARDO QUEROL LAHOZ 2:32.590
2:28.053 JESÚS MORALES ANGUITA	ESCUDERÍA CERRO NEGRO	24	- 7 -	22 AUTOMÓVIL CLUB ZARAGOZA PABLO ESCOLANO BARRIL 2:28.573
2:19.726 HÉCTOR PALACIOS VÁZQUEZ	AUTOMÓVIL CLUB ALICANTE	58	- 6 -	26 R. A. C. CIRCUITO GUADALOPE RUBEN BOLTAÑA PLANCHAT 2:24.373
2:17.171 CARLOS SANZ MOSTAJO	AUTOMÓVIL CLUB ZARAGOZA	3	- 5 -	27 R. A. C. CIRCUITO GUADALOPE DANIEL OLIVER PONZ 2:19.121
2:16.563 JAVIER CIGUENDEZ GALLEGO	R. A. C. CIRCUITO GUADALOPE	53	- 4 -	88 R. A. C. CIRCUITO GUADALOPE LUIS LÓPEZ ANÓS 2:16.825
2:12.961 IVÁN SEGURA SÁBADO	R. A. C. CIRCUITO GUADALOPE	8	- 3 -	16 R. A. C. CIRCUITO GUADALOPE IVÁN PÉREZ SÁNCHEZ 2:16.458
2:09.324 ETHAN MUNIESA EJARQUE	R. A. C. CIRCUITO GUADALOPE	28	- 2 -	77 R. A. C. CIRCUITO GUADALOPE DAVID SÁNCHEZ ANDREU 2:10.675
2:06.900 ÁNDER GAMÓN AGUINALDE	R. A. C. CIRCUITO GUADALOPE	1	- 1 -	29 FEDER. ANDALUZA AUTOMOVILISMO PABLO HERNÁNDEZ ZAPATA 2:07.337



REGIONAL

Trofeo de velocidad Motorland 2024

Carrera 1 (10 Laps, 50.8 km. / Max. 30 Minutes)

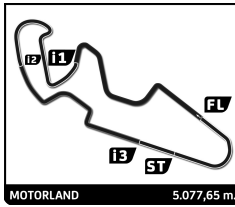
Final Starting Grid



Published at:

Stewards: 	Timekeeper: Álvaro Montilla
--------------------------	---------------------------------------





REGIONAL

Trofeo de velocidad Motorland 2024 Carrera 1 (10 Laps, 50.8 km. / Max. 30 Minutes)

Final Classification

No	Driver	Nat	Team	Car	Cl.	Laps	Total Time	Gap	Kph	Best Lap		
										Lap	Time	Kph
1	29 PABLO HERNÁNDEZ ZAPATA		FEDER. ANDALUZA AUTOMOVILISMO	PORSCHE 911 GT3	5	10	21:10.887	-	143.8	4	2:05.050	146.2
2	1 ÁNDER GAMÓN AGUINAGALDE		R. A. C. CIRCUITO GUADALOPE	SEAT LEÓN MK2	4	10	21:36.911	+26.024	140.9	3	2:06.670	144.3
3	77 DAVID SÁNCHEZ ANDREU		R. A. C. CIRCUITO GUADALOPE	SEAT LEÓN SUPERCOPA MK2	4	10	21:50.724	+39.837	139.4	3	2:08.488	142.2
4	28 ETHAN MUNIESA EJARQUE		R. A. C. CIRCUITO GUADALOPE	BMW M3 E36	4	10	21:56.500	+45.613	138.8	3	2:09.907	140.7
5	16 IVÁN PÉREZ SÁNCHEZ		R. A. C. CIRCUITO GUADALOPE	PEUGEOT 207 RC	2	10	22:29.390	+1:18.503	135.4	6	2:12.721	137.7
6	8 IVÁN SEGURA SÁBADO		R. A. C. CIRCUITO GUADALOPE	VOLKSWAGEN GOLF GTI	3	10	22:41.998	+1:31.111	134.2	6	2:14.859	135.5
7	53 JAVIER CIEUENDEZ GALLEGO		R. A. C. CIRCUITO GUADALOPE	RENAULT CLIO RS III	2	10	22:45.798	+1:34.911	133.8	3	2:14.096	136.3
8	27 DANIEL OLIVER PONZ		R. A. C. CIRCUITO GUADALOPE	RENAULT CLIO CUP IV	3	10	22:28.986	+1:48.099	135.5	5	2:12.949	137.5
9	3 CARLOS SANZ MOSTAJO		AUTOMÓVIL CLUB ZARAGOZA	HYUNDAI COUPÉ	2	10	23:03.719	+1:52.832	132.1	5	2:15.039	135.3
10	88 LUIS LÓPEZ ANÓS		R. A. C. CIRCUITO GUADALOPE	PORSCHE 968 CS	5	10	23:13.167	+2:02.280	131.2	4	2:16.198	134.2
11	58 HÉCTOR PALACIOS VÁZQUEZ		AUTOMÓVIL CLUB ALICANTE	MAZDA MX5	2	10	23:21.237	+2:10.350	130.4	6	2:16.473	133.9
12	24 JESÚS MORALES ANGUITA		ESCUDERIA CERRO NEGRO	RENAULT CLIO CUP II	2	9	21:17.060	1 Lap	128.8	8	2:18.633	131.8
13	5 GABRIEL OMAR ALONSO SAVARINO		AUTOMÓVIL CLUB ZARAGOZA	RENAULT CLIO CUP IV	3	9	21:17.271	1 Lap	128.8	7	2:17.229	133.2
14	22 PABLO ESCOLANO BARRIL		AUTOMÓVIL CLUB ZARAGOZA	SEAT IBIZA CUPRA	2	9	22:40.350	1 Lap	120.9	3	2:26.462	124.8
15	25 CARLOS CORTÉS RUBIO		EFICAR TEAM	HYUNDAI GETZ COPA DIESEL	1	9	22:51.310	1 Lap	120.0	6	2:30.318	121.6
16	13 ROBERTO MORENO CORTÉS		EFICAR TEAM	HYUNDAI GETZ COPA DIESEL	1	9	22:52.830	1 Lap	119.8	6	2:29.535	122.2
17	12 EDUARDO QUEROL LAHOZ		R. A. C. CIRCUITO GUADALOPE	VOLKSWAGEN LUPO GTI	1	9	22:58.686	1 Lap	119.3	5	2:29.969	121.9
18	6 SYLVAIN SOLER		R. A. C. CIRCUITO GUADALOPE	CITROËN SAXO 8V	1	9	23:06.265	1 Lap	118.7	3	2:32.476	119.9
19	23 JOSÉ AYALA OLIVER		ESCUDERIA CERRO NEGRO	FIAT PUNTO HGT	2	9	23:07.139	1 Lap	118.6	9	2:30.540	121.4
20	20 JESÚS LAHOZ MARTÍN		R. A. C. CIRCUITO GUADALOPE	ALFA ROMEO GTV 1.750 1ª S.	2	9	23:16.170	1 Lap	117.8	6	2:31.235	120.9
21	21 EDUARDO ESCOLANO BARRIL		AUTOMÓVIL CLUB ZARAGOZA	BMW 318 IS	2	9	23:16.992	1 Lap	117.7	3	2:31.398	120.7
22	18 CARLOS ARCO RAMÍREZ		R. A. C. CIRCUITO GUADALOPE	CITROËN SAXO 8V	1	9	23:23.679	1 Lap	117.2	4	2:33.460	119.1
23	51 ADRIAN JOSA ZAURÍN		FEDERACIÓN ARAGONESA DE AUTOMÓVILISMO	BMW E36 320I	2	9	23:23.811	1 Lap	117.2	3	2:33.367	119.2
24	15 JORGE SÁNCHEZ ROYO		R. A. C. CIRCUITO GUADALOPE	CITROËN SAXO 8V	1	9	23:42.116	1 Lap	115.7	3	2:35.797	117.3
25	17 ARTURO TOMÉ MAGALLÓN		R. A. C. CIRCUITO GUADALOPE	CITROËN SAXO 8V	1	8	21:13.387	2 Laps	114.8	7	2:36.478	116.8
26	14 JOSÉ SÁNCHEZ ROYO		R. A. C. CIRCUITO GUADALOPE	CITROËN SAXO 8V	1	8	21:13.995	2 Laps	114.8	7	2:34.527	118.3
27	37 VÍCTOR CANTÍN PINILLA		R. A. C. CIRCUITO GUADALOPE	CITROËN SAXO 8V	1	8	21:17.243	2 Laps	114.5	8	2:36.918	116.5
28	9 BITTOR URANGA BUENETXEA		R. A. C. CIRCUITO GUADALOPE	CITROËN SAXO 8V	1	8	22:27.719	2 Laps	108.5	8	2:43.573	111.7

Not Started

26	RUBEN BOLTAÑA PLANCHAT		R. A. C. CIRCUITO GUADALOPE	HYUNDAI COUPÉ V6	2							
7	CAMILO SEBASTIÁ SANCHO		AUTOMÓVIL CLUB VEC	AUTHI MINI LS	1							
10	JAIME CELA TALAVERA		RASANTE SPORT	CITROËN SAXO VTS 16V	1							

Pole Position:

ÁNDER GAMÓN AGUINAGALDE	2:06.900	144.0 Kph
-------------------------	----------	-----------

Fastest Lap:

Lap4	PABLO HERNÁNDEZ ZAPATA	2:05.050	146.2 Kph
------	------------------------	----------	-----------

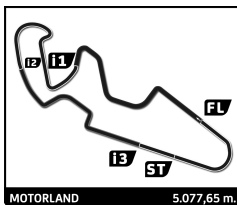
CAR 27 - DRIVE THROUGH PENALTY CONVERTED TO 30 SECONDS (STEWARDS DECISION Nr. 6)

Published at:

Track Status: **DRY**

Stewards:	Timekeeper: Álvaro Montilla
------------------	---------------------------------------





REGIONAL

Trofeo de velocidad Motorland 2024

Carrera 1 (10 Laps, 50.8 km. / Max. 30 Minutes)

Final Classification by Class

No	Driver	Nat	Team	Car	Laps	Total Time	Gap	Kph	Best Lap			
									Lap	Time	Kph	
5												
1	29 PABLO HERNÁNDEZ ZAPATA		FEDER. ANDALUZA AUTOMOVILISMO	PORSCHE 911 GT3	10	21:10.887		143.8	4	2:05.050	146.2	
2	88 LUIS LÓPEZ ANÓS		R. A. C. CIRCUITO GUADALOPE	PORSCHE 968 CS	10	23:13.167	+2'02.280	131.2	4	2:16.198	134.2	
2												
1	16 IVÁN PÉREZ SÁNCHEZ		R. A. C. CIRCUITO GUADALOPE	PEUGEOT 207 RC	10	22:29.390		135.4	6	2:12.721	137.7	
2	53 JAVIER CIGUENDEZ GALLEGO		R. A. C. CIRCUITO GUADALOPE	RENAULT CLIO RS III	10	22:45.798	+16.408	133.8	3	2:14.096	136.3	
3	3 CARLOS SANZ MOSTAJO		AUTOMÓVIL CLUB ZARAGOZA	HYUNDAI COUPÉ	10	23:03.719	+34.329	132.1	5	2:15.039	135.3	
4	58 HÉCTOR PALACIOS VÁZQUEZ		AUTOMÓVIL CLUB ALICANTE	MAZDA MX5	10	23:21.237	+51.847	130.4	6	2:16.473	133.9	
5	24 JESÚS MORALES ANGUITA		ESCUDERÍA CERRO NEGRO	RENAULT CLIO CUP II	9	21:17.060	1 Lap	128.8	8	2:18.633	131.8	
6	22 PABLO ESCOLANO BARRIL		AUTOMÓVIL CLUB ZARAGOZA	SEAT IBIZA CUPRA	9	22:40.350	1 Lap	120.9	3	2:26.462	124.8	
7	23 JOSÉ AYALA OLIVER		ESCUDERÍA CERRO NEGRO	FIAT PUNTO HGT	9	23:07.139	1 Lap	118.6	9	2:30.540	121.4	
8	20 JESÚS LAHOZ MARTÍN		R. A. C. CIRCUITO GUADALOPE	ALFA ROMEO GTV 1.750 1* S.	9	23:16.170	1 Lap	117.8	6	2:31.235	120.9	
9	21 EDUARDO ESCOLANO BARRIL		AUTOMÓVIL CLUB ZARAGOZA	BMW 318 IS	9	23:16.992	1 Lap	117.7	3	2:31.398	120.7	
10	51 ADRIAN JOSA ZAURÍN		FEDERACIÓN ARAGONESA DE AUTOMOVILISMO	BMW E36 320I	9	23:23.811	1 Lap	117.2	3	2:33.367	119.2	
Not Started												
26	RUBEN BOLTAÑA PLANCHAT		R. A. C. CIRCUITO GUADALOPE	HYUNDAI COUPÉ V6					10 Laps			
1												
1	25 CARLOS CORTÉS RUBIO		EFICAR TEAM	HYUNDAI GETZ COPA DIESEL	9	22:51.310		120.0	6	2:30.318	121.6	
2	13 ROBERTO MORENO CORTÉS		EFICAR TEAM	HYUNDAI GETZ COPA DIESEL	9	22:52.830	+1.520	119.8	6	2:29.535	122.2	
3	12 EDUARDO QUEROL LAHOZ		R. A. C. CIRCUITO GUADALOPE	VOLKSWAGEN LUPO GTI	9	22:58.686	+7.376	119.3	5	2:29.969	121.9	
4	6 SYLVAIN SOLER		R. A. C. CIRCUITO GUADALOPE	CITROËN SAXO 8V	9	23:06.265	+14.955	118.7	3	2:32.476	119.9	
5	18 CARLOS ARCO RAMÍREZ		R. A. C. CIRCUITO GUADALOPE	CITROËN SAXO 8V	9	23:23.679	+32.369	117.2	4	2:33.460	119.1	
6	15 JORGE SÁNCHEZ ROYO		R. A. C. CIRCUITO GUADALOPE	CITROËN SAXO 8V	9	23:42.116	+50.806	115.7	3	2:35.797	117.3	
7	17 ARTURO TOMÉ MAGALLÓN		R. A. C. CIRCUITO GUADALOPE	CITROËN SAXO 8V	8	21:13.387	1 Lap	114.8	7	2:36.478	116.8	
8	14 JOSÉ SÁNCHEZ ROYO		R. A. C. CIRCUITO GUADALOPE	CITROËN SAXO 8V	8	21:13.995	1 Lap	114.8	7	2:34.527	118.3	
9	37 VÍCTOR CANTÍN PINILLA		R. A. C. CIRCUITO GUADALOPE	CITROËN SAXO 8V	8	21:17.243	1 Lap	114.5	8	2:36.918	116.5	
10	9 BITTOR URANGA BUENETXEA		R. A. C. CIRCUITO GUADALOPE	CITROËN SAXO 8V	8	22:27.719	1 Lap	108.5	8	2:43.573	111.7	
Not Started												
7	CAMILO SEBASTIÁ SANCHO		AUTOMÓVIL CLUB VEC	AUTHI MINI LS					9 Laps			
10	JAIME CELA TALAVERA		RASANTE SPORT	CITROËN SAXO VTS 16V					9 Laps			
3												
1	8 IVÁN SEGURA SÁBADO		R. A. C. CIRCUITO GUADALOPE	VOLKSWAGEN GOLF GTI	10	22:41.998		134.2	6	2:14.859	135.5	
2	27 DANIEL OLIVER PONZ		R. A. C. CIRCUITO GUADALOPE	RENAULT CLIO CUP IV	10	22:28.986		135.5	5	2:12.949	137.5	
3	5 GABRIEL OMAR ALONSO SAVARINO		AUTOMÓVIL CLUB ZARAGOZA	RENAULT CLIO CUP IV	9	21:17.271	1 Lap	128.8	7	2:17.229	133.2	
4												
1	1 ÁNDER GAMÓN AGUINALDE		R. A. C. CIRCUITO GUADALOPE	SEAT LEÓN MK2	10	21:36.911		140.9	3	2:06.670	144.3	
2	77 DAVID SÁNCHEZ ANDREU		R. A. C. CIRCUITO GUADALOPE	SEAT LEÓN SUPERCOPA MK2	10	21:50.724	+13.813	139.4	3	2:08.488	142.2	
3	28 ETHAN MUNIESA EJARQUE		R. A. C. CIRCUITO GUADALOPE	BMW M3 E36	10	21:56.500	+19.589	138.8	3	2:09.907	140.7	

CAR 27 - DRIVE THROUGH PENALTY CONVERTED TO 30 SECONDS (STEWARDS DECISION Nr. 6)

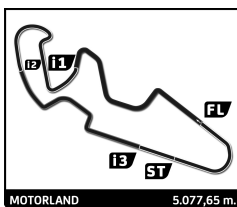
Published at:

Track Status: **DRY**

Stewards:

Timekeeper:

Álvaro Montilla



REGIONAL

Trofeo de velocidad Motorland 2024

Carrera 1 (10 Laps, 50.8 km. / Max. 30 Minutes)

Final Classification by Division

No	Driver	Nat	Team	Car	Laps	Total Time	Gap	Kph	Best Lap			
									Lap	Time	Kph	
8V												
1	6 SYLVAIN SOLER		R. A. C. CIRCUITO GUADALOPE	CITROËN SAXO 8V	9	23:06.265		118.7	3	2:32.476	119.9	
2	18 CARLOS ARCO RAMÍREZ		R. A. C. CIRCUITO GUADALOPE	CITROËN SAXO 8V	9	23:23.679	+17.414	117.2	4	2:33.460	119.1	
3	15 JORGE SÁNCHEZ ROYO		R. A. C. CIRCUITO GUADALOPE	CITROËN SAXO 8V	9	23:42.116	+35.851	115.7	3	2:35.797	117.3	
4	17 ARTURO TOMÉ MAGALLÓN		R. A. C. CIRCUITO GUADALOPE	CITROËN SAXO 8V	8	21:13.387	1 Lap	114.8	7	2:36.478	116.8	
5	14 JOSÉ SÁNCHEZ ROYO		R. A. C. CIRCUITO GUADALOPE	CITROËN SAXO 8V	8	21:13.995	1 Lap	114.8	7	2:34.527	118.3	
6	37 VÍCTOR CANTÍN PINILLA		R. A. C. CIRCUITO GUADALOPE	CITROËN SAXO 8V	8	21:17.243	1 Lap	114.5	8	2:36.918	116.5	
7	9 BITTOR URANGA BUENETXEA		R. A. C. CIRCUITO GUADALOPE	CITROËN SAXO 8V	8	22:27.719	1 Lap	108.5	8	2:43.573	111.7	
Clasicos												
1	28 ETHAN MUNIESA EJARQUE		R. A. C. CIRCUITO GUADALOPE	BMW M3 E36	10	21:56.500		138.8	3	2:09.907	140.7	
2	88 LUIS LÓPEZ ANÓS		R. A. C. CIRCUITO GUADALOPE	PORSCHE 968 CS	10	23:13.167	+1'16.667	131.2	4	2:16.198	134.2	
3	22 PABLO ESCOLANO BARRIL		AUTOMÓVIL CLUB ZARAGOZA	SEAT IBIZA CUPRA	9	22:40.350	1 Lap	120.9	3	2:26.462	124.8	
4	20 JESÚS LAHOZ MARTÍN		R. A. C. CIRCUITO GUADALOPE	ALFA ROMEO GTV 1.750 1ª S.	9	23:16.170	1 Lap	117.8	6	2:31.235	120.9	
5	21 EDUARDO ESCOLANO BARRIL		AUTOMÓVIL CLUB ZARAGOZA	BMW 318 IS	9	23:16.992	1 Lap	117.7	3	2:31.398	120.7	
6	51 ADRIAN JOSA ZAURÍN		FEDERACIÓN ARAGONESA DE AUTOMÓVILISMO	BMW E36 320I	9	23:23.811	1 Lap	117.2	3	2:33.367	119.2	
Not Started												
7	CAMILO SEBASTIÁ SANCHO		AUTOMÓVIL CLUB VEC	AUTHI MINI LS					10 Laps			

CAR 27 - DRIVE THROUGH PENALTY CONVERTED TO 30 SECONDS (STEWARDS DECISION Nr. 6)

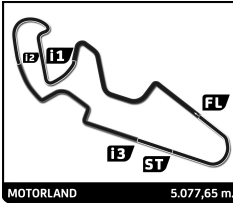
Published at:

Track Status: **DRY**

Stewards:

Timekeeper:

Álvaro Montilla



REGIONAL

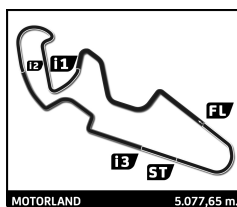
Trofeo de velocidad Motorland 2024

Carrera 1

Lap Chart

No	Pos	Grid	Lap											
			1	2	3	4	5	6	7	8	9	10		
1	1	1	29	29	29	29	29	29	29	29	29	29	29	29
29	2	29	1	1	1	1	1	1	1	1	1	1	1	1
28	3	28	77	77	77	77	77	77	77	77	77	77	77	77
77	4	77	28	28	28	28	28	28	28	28	28	28	28	28
8	5	8	16	16	27	27	27	16	16	27	27	27	27	27
16	6	16	8	27	16	16	16	27	27	16	16	16	16	16
53	7	53	27	8	8	8	8	8	8	8	8	8	8	8
88	8	88	58	3	3	53	53	53	53	53	53	53	53	53
3	9	3	3	53	53	3	3	3	3	3	3	3	3	3
27	10	27	53	88	88	88	88	88	88	88	88	88	88	88
58	11	58	88	58	58	58	58	58	58	58	58	58	58	58
26	12	26	24	24	24	24	24	24	24	24	24	24	24	24
24	13	24	22	5	5	5	5	5	5	5	5	5	5	5
22	14	22	5	22	22	22	22	22	22	22	22	22	22	22
5	15	5	6	25	25	25	25	25	25	25	25	25	25	25
12	16	12	12	13	13	13	13	13	13	13	13	13	13	13
21	17	21	13	6	12	12	12	12	12	12	12	12	12	12
15	18	15	25	12	6	6	6	6	6	6	6	6	6	6
6	19	6	21	21	21	21	21	21	23	23	23	23	23	23
25	20	25	20	20	20	23	23	23	21	21	20	20	20	20
51	21	51	23	23	23	51	51	20	20	20	20	21	21	21
13	22	13	51	51	51	18	18	51	18	18	18	18	18	18
23	23	23	18	18	18	20	20	18	51	51	51	51	51	51
17	24	17	15	15	15	15	15	15	15	15	15	15	15	15
20	25	20	37	37	37	37	17	17	17	17	17	17	17	17
37	26	37	17	17	17	37	37	14	14	14	14	14	14	14
14	27	14	14	14	14	14	14	14	37	37	37	37	37	37
18	28	18	9	9	9	9	9	9	9	9	9	9	9	9
7	29	7												
10	30	10												
9	31	9												





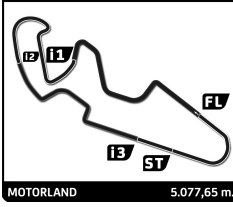
REGIONAL

Trofeo de velocidad Motorland 2024

Carrera 1

Best Sector Times

Sector 1			Sector 2			Sector 3			Sector 4			Ideal Lap		Best Lap
Pos	No Driver	Time	No Driver	Time	No Driver	Time	No Driver	Time	Pos	No	Lap	Best Lap		
1	29 P.HERNÁNDEZ ZAPATA	34.906	29 P.HERNÁNDEZ ZAPATA	35.502	29 P.HERNÁNDEZ ZAPATA	23.108	29 P.HERNÁNDEZ ZAPATA	31.093	1	29	2:04.609	2:05.050 (1)		
2	1 Á.GAMÓN AGUINAGALDE	35.353	1 Á.GAMÓN AGUINAGALDE	35.799	28 E.MUNIESA EJARQUE	23.473	1 Á.GAMÓN AGUINAGALDE	31.671	2	1	2:06.458	2:06.670 (2)		
3	77 D.SÁNCHEZ ANDREU	36.000	77 D.SÁNCHEZ ANDREU	36.113	1 Á.GAMÓN AGUINAGALDE	23.635	77 D.SÁNCHEZ ANDREU	32.229	3	77	2:08.190	2:08.488 (3)		
4	28 E.MUNIESA EJARQUE	36.287	28 E.MUNIESA EJARQUE	36.559	77 D.SÁNCHEZ ANDREU	23.848	28 E.MUNIESA EJARQUE	33.221	4	28	2:09.540	2:09.907 (4)		
5	16 I.PÉREZ SÁNCHEZ	36.902	53 J.CICUENDEZ GALLEGO	37.411	3 C.SANZ MOSTAJO	23.903	88 L.LÓPEZ ANÓS	33.705	5	27	2:12.263	2:12.949 (6)		
6	27 D.OLIVER PONZ	36.946	27 D.OLIVER PONZ	37.436	27 D.OLIVER PONZ	23.914	27 D.OLIVER PONZ	33.967	6	53	2:13.528	2:14.096 (7)		
7	8 I.SEGURA SÁBADO	37.074	3 C.SANZ MOSTAJO	37.457	53 J.CICUENDEZ GALLEGO	24.007	16 I.PÉREZ SÁNCHEZ	34.102	7	8	2:13.553	2:14.859 (8)		
8	53 J.CICUENDEZ GALLEGO	37.205	8 I.SEGURA SÁBADO	37.526	8 I.SEGURA SÁBADO	24.400	8 I.SEGURA SÁBADO	34.553	8	3	2:13.710	2:15.039 (9)		
9	3 C.SANZ MOSTAJO	37.659	58 H.PALACIOS VÁZQUEZ	37.923	16 I.PÉREZ SÁNCHEZ	24.530	3 C.SANZ MOSTAJO	34.691	9	16	2:13.843	2:12.721 (5)		
10	58 H.PALACIOS VÁZQUEZ	37.850	88 L.LÓPEZ ANÓS	38.019	5 G.ALONSO SAVARINO	24.649	53 J.CICUENDEZ GALLEGO	34.905	10	88	2:15.551	2:16.198 (10)		
11	5 G.ALONSO SAVARINO	38.547	5 G.ALONSO SAVARINO	38.083	58 H.PALACIOS VÁZQUEZ	24.767	5 G.ALONSO SAVARINO	35.442	11	58	2:16.087	2:16.473 (11)		
12	88 L.LÓPEZ ANÓS	38.621	16 I.PÉREZ SÁNCHEZ	38.309	24 J.MORALES ANGUIA	24.936	58 H.PALACIOS VÁZQUEZ	35.547	12	5	2:16.721	2:17.229 (12)		
13	24 J.MORALES ANGUIA	38.855	24 J.MORALES ANGUIA	38.370	88 L.LÓPEZ ANÓS	25.206	24 J.MORALES ANGUIA	36.051	13	24	2:18.212	2:18.633 (13)		
14	22 P.ESCOLANO BARRIL	40.828	22 P.ESCOLANO BARRIL	40.865	22 P.ESCOLANO BARRIL	26.353	22 P.ESCOLANO BARRIL	37.501	14	22	2:25.547	2:26.462 (14)		
15	25 C.CORTÉS RUBIO	41.617	25 C.CORTÉS RUBIO	41.527	12 E.QUEROL LAHOZ	26.766	20 J.LAHOZ MARTÍN	38.339	15	25	2:29.521	2:30.318 (17)		
16	12 E.QUEROL LAHOZ	41.732	12 E.QUEROL LAHOZ	42.310	21 E.ESCOLANO BARRIL	26.880	13 R.MORENO CORTÉS	38.767	16	12	2:29.585	2:29.969 (16)		
17	23 JAYALA OLIVER	41.786	20 J.LAHOZ MARTÍN	42.473	25 C.CORTÉS RUBIO	27.213	12 E.QUEROL LAHOZ	38.777	17	21	2:30.372	2:31.398 (20)		
18	13 R.MORENO CORTÉS	41.817	21 E.ESCOLANO BARRIL	42.803	6 S.SOLER	27.412	23 JAYALA OLIVER	38.794	18	20	2:30.626	2:31.235 (19)		
19	21 E.ESCOLANO BARRIL	41.834	6 S.SOLER	42.894	18 C.ARCO RAMÍREZ	27.591	21 E.ESCOLANO BARRIL	38.855	19	6	2:31.618	2:32.476 (21)		
20	20 J.LAHOZ MARTÍN	42.169	18 C.ARCO RAMÍREZ	42.948	20 J.LAHOZ MARTÍN	27.645	6 S.SOLER	39.079	20	18	2:33.152	2:33.460 (23)		
21	6 S.SOLER	42.233	14 J.SÁNCHEZ ROYO	43.432	17 A.TOMÉ MAGALLÓN	28.036	25 C.CORTÉS RUBIO	39.164	21	14	2:34.258	2:34.527 (24)		
22	51 A.JOSA ZAURÍN	42.702	17 A.TOMÉ MAGALLÓN	43.855	37 V.CANTÍN PINILLA	28.042	51 A.JOSA ZAURÍN	39.502	22	17	2:35.358	2:36.478 (26)		
23	18 C.ARCO RAMÍREZ	42.856	37 V.CANTÍN PINILLA	44.120	14 J.SÁNCHEZ ROYO	28.109	14 J.SÁNCHEZ ROYO	39.606	23	37	2:36.161	2:36.918 (27)		
24	14 J.SÁNCHEZ ROYO	43.111	9 B.URANGA BUENETXEA	44.890	9 B.URANGA BUENETXEA	30.036	18 C.ARCO RAMÍREZ	39.757	24	9	2:42.260	2:43.573 (28)		



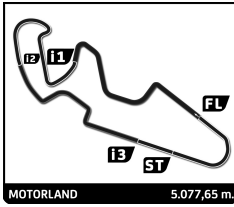
REGIONAL

Trofeo de velocidad Motorland 2024

Carrera 1

Fastest Lap Sequence

Elapsed	No	Driver	Team	Car	Class	Time	Kph	Lap
4:18.363	29	PABLO HERNÁNDEZ ZAPATA	FEDER. ANDALUZA AUTOMOVILISMO	PORSCHE 911 GT3	5	2:07.199	143.7	2
4:19.346	1	ÁNDER GAMÓN AGUINAGALDE	R. A. C. CIRCUITO GUADALOPE	SEAT LEÓN MK2	4	2:07.149	143.7	2
6:24.841	29	PABLO HERNÁNDEZ ZAPATA	FEDER. ANDALUZA AUTOMOVILISMO	PORSCHE 911 GT3	5	2:06.478	144.5	3
8:29.891	29	PABLO HERNÁNDEZ ZAPATA	FEDER. ANDALUZA AUTOMOVILISMO	PORSCHE 911 GT3	5	2:05.050	146.2	4



REGIONAL

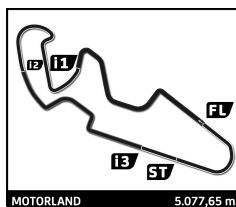
Trofeo de velocidad Motorland 2024

Carrera 1

Analysis by lap

Lapped

No	Lap	Time	Gap	No	Lap	Time	Gap	No	Lap	Time	Gap	No	Lap	Time	Gap	No	Lap	Time	Gap
Lap 1				Lap 3				Lap 5				Lap 9							
29	2:11.164	0.000		29	2:06.478			29	2:05.745			29	2:08.417			29	2:08.417		
1	2:12.197	1.033		1	2:06.670	1.175		15	2:36.170	1 Lap		1	2:10.991	19.807		1	2:10.991	19.807	
77	2:12.573	1.409		77	2:08.488	5.013		1	2:08.681	6.965		77	2:12.469	32.849		77	2:12.469	32.849	
28	2:15.703	4.539		28	2:09.907	12.224		37	2:39.303	1 Lap		9	2:47.099	2 Laps		9	2:47.099	2 Laps	
16	2:19.812	8.648		27	2:13.787	24.475		17	2:37.077	1 Lap		28	2:11.610	42.473		28	2:11.610	42.473	
8	2:21.592	10.428		27	2:13.787	24.475		77	2:10.411	14.017		22	2:34.745	1 Lap		22	2:34.745	1 Lap	
27	2:21.905	10.741		16	2:15.001	25.344		14	2:37.661	1 Lap		27	2:14.742	1:09.690		27	2:14.742	1:09.690	
58	2:22.955	11.791		8	2:15.854	29.704		28	2:10.171	24.221		16	2:15.663	1:10.747		16	2:15.663	1:10.747	
3	2:23.974	12.810		3	2:15.689	32.855		27	2:12.949	39.766		25	2:32.034	1 Lap		25	2:32.034	1 Lap	
53	2:24.855	13.691		53	2:14.096	33.699		16	2:12.911	40.450		13	2:32.056	1 Lap		13	2:32.056	1 Lap	
88	2:29.678	18.514		88	2:16.410	41.656		8	2:15.006	49.140		8	2:16.010	1:22.564		8	2:16.010	1:22.564	
24	2:32.306	21.142		58	2:19.897	48.336		8	2:15.006	49.140		27	2:14.335	55.305		27	2:14.335	55.305	
22	2:33.899	22.735		24	2:22.448	52.552		53	2:15.241	52.966		15	2:38.445	1 Lap		15	2:38.445	1 Lap	
5	2:34.175	23.011		5	2:22.931	58.157		9	2:46.436	1 Lap		8	2:15.841	1:06.643		8	2:15.841	1:06.643	
6	2:40.407	29.243		22	2:26.462	1:02.314		8	2:15.006	49.140		17	2:36.961	1 Lap		17	2:36.961	1 Lap	
12	2:40.810	29.646		25	2:30.653	1:20.082		5	2:19.783	1:28.259		53	2:15.020	1:11.248		53	2:15.020	1:11.248	
13	2:40.972	29.808		13	2:31.056	1:21.127		3	2:15.039	53.069		37	2:37.471	1 Lap		37	2:37.471	1 Lap	
25	2:41.506	30.342		12	2:31.378	1:22.788		88	2:17.668	1:04.727		3	2:18.286	1:14.702		3	2:18.286	1:14.702	
21	2:42.987	31.823		6	2:32.476	1:22.921		58	2:17.586	1:14.579		14	2:35.354	1 Lap		14	2:35.354	1 Lap	
20	2:44.478	33.314		21	2:31.398	1:24.026		24	2:21.448	1:24.700		88	2:16.664	1:25.136		88	2:16.664	1:25.136	
23	2:45.034	33.870		20	2:31.426	1:24.539		5	2:19.783	1:28.259		58	2:18.185	1:36.040		58	2:18.185	1:36.040	
51	2:46.490	35.326		23	2:33.382	1:26.852		22	2:29.571	1:47.903		24	2:19.257	1:50.110		24	2:19.257	1:50.110	
18	2:47.159	35.995		51	2:33.367	1:29.487		Lap 6				5	2:17.229	1:50.677		5	2:17.229	1:50.677	
15	2:48.178	37.014		18	2:33.675	1:30.420		29	2:07.400			Lap 8				Lap 10			
37	2:49.076	37.912		15	2:35.797	1:34.963		25	2:30.527	1 Lap		29	2:06.780			29	2:06.857		
17	2:49.585	38.421		37	2:37.794	1:39.294		13	2:30.667	1 Lap		9	2:46.391	2 Laps		17	2:37.579	2 Laps	
14	2:51.780	40.616		17	2:40.136	1:41.907		12	2:29.969	1 Lap		1	2:09.927	17.233		14	2:35.675	2 Laps	
9	2:54.611	43.447		14	2:48.026	1:50.457		1	2:09.999	9.564		77	2:10.239	28.797		24	2:19.484	1 Lap	
Lap 2				Lap 4				6	2:32.700	1 Lap		22	2:34.610	1 Lap		37	2:36.918	2 Laps	
29	2:07.199			29	2:05.050			21	2:32.478	1 Lap		28	2:11.928	39.280		5	2:19.340	1 Lap	
1	2:07.149	0.983		1	2:07.904	4.029		23	2:34.201	1 Lap		25	2:30.589	1 Lap		1	2:13.074	26.024	
77	2:08.793	3.003		9	2:47.974	1 Lap		77	2:12.313	18.930		13	2:30.525	1 Lap		77	2:13.845	39.837	
28	2:11.455	8.795		77	2:09.388	9.351		51	2:34.361	1 Lap		12	2:32.127	1 Lap		28	2:19.997	45.613	
16	2:15.372	16.821		28	2:12.621	19.795		18	2:35.523	1 Lap		27	2:14.840	1:03.365		9	2:43.573	2 Laps	
27	2:13.624	17.166		27	2:13.137	32.562		20	2:33.741	1 Lap		16	2:16.329	1:03.501		27	2:15.266	1:18.099	
8	2:17.099	20.328		16	2:12.990	33.284		28	2:10.960	27.781		6	2:33.579	1 Lap		16	2:14.613	1:18.503	
3	2:18.033	23.644		8	2:15.225	39.879		15	2:37.497	1 Lap		23	2:31.814	1 Lap		22	2:35.965	1 Lap	
53	2:19.589	26.081		53	2:14.821	43.470		17	2:38.544	1 Lap		21	2:35.303	1 Lap		8	2:15.404	1:31.111	
88	2:20.409	31.724		3	2:15.970	43.775		37	2:39.339	1 Lap		20	2:32.813	1 Lap		53	2:14.801	1:34.911	
58	2:30.325	34.917		88	2:16.198	52.804		14	2:35.480	1 Lap		8	2:15.108	1:14.971		25	2:32.033	1 Lap	
24	2:22.639	36.582		24	2:19.452	1:02.738		16	2:12.721	45.771		18	2:34.524	1 Lap		13	2:32.902	1 Lap	
5	2:25.892	41.704		58	2:19.452	1:02.738		27	2:14.401	46.767		51	2:35.338	1 Lap		12	2:32.066	1 Lap	
22	2:26.794	42.330		24	2:21.495	1:08.997		8	2:14.859	56.599		3	2:14.470	1:18.938		3	2:21.532	1:52.832	
25	2:32.764	55.907		5	2:21.114	1:14.221		53	2:16.459	1:02.025		15	2:38.187	1 Lap		6	2:33.151	1 Lap	
13	2:33.940	56.549		22	2:26.813	1:24.077		3	2:16.544	1:02.213		88	2:16.828	1:35.184		23	2:30.540	1 Lap	
6	2:34.879	56.923		25	2:30.886	1:45.918		88	2:16.942	1:14.269		17	2:36.478	1 Lap		88	2:24.905	2:02.280	
12	2:35.441	57.888		13	2:31.177	1:47.254		58	2:16.473	1:23.652		14	2:34.527	1 Lap		20	2:33.942	1 Lap	
21	2:34.482	59.106		12	2:31.104	1:48.842		9	2:49.309	1 Lap		21	2:40.077	1 Lap		21	2:34.897	1 Lap	
20	2:33.476	59.591		6	2:32.554	1:50.425		24	2:19.350	1:36.650		58	2:18.280	1:47.540		58	2:18.615	2:10.350	
23	2:33.277	59.948		21	2:32.303	1:51.279		5	2:18.386	1:39.245		24	2:18.633	2:01.963		18	2:35.959	1 Lap	
51	2:34.471	1:02.598		23	2:32.555	1:54.357		Lap 7				51	2:35.866	1 Lap					
18	2:34.427	1:03.223		51	2:33.897	1:58.334		29	2:05.797			15	2:35.969	1 Lap					
15	2:35.829	1:05.644						22	2:31.491	1 Lap									
37	2:37.265	1:07.978																	



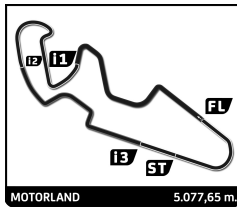
REGIONAL

Trofeo de velocidad Motorland 2024

Carrera 1

Sector Analysis

Lap	Time	Sector 1	Sector 2	Sector 3	Sector 4	Elapsed	Lap	Time	Sector 1	Sector 2	Sector 3	Sector 4	Elapsed
1 ÁNDER GAMÓN AGUINALDE													
R. A. C. CIRCUITO GUADALOPE							SEAT LEÓN MK2						
1	2:12.197	39.246	36.510	23.978	32.463	2:12.197	5	2:15.006	37.074	37.901	24.914	35.117	11:24.776
2	2:07.149	35.680	35.799	23.635	32.035	4:19.346	6	2:14.859	37.780	37.847	24.400	34.832	13:39.635
3	2:06.670	35.460	35.809	23.730	31.671	6:26.016	7	2:15.841	37.692	38.225	25.371	34.553	15:55.476
4	2:07.904	35.353	36.299	23.725	32.527	8:33.920	8	2:15.108	38.028	37.526	24.698	34.856	18:10.584
5	2:08.681	35.743	36.041	24.301	32.596	10:42.601	9	2:16.010	38.516	37.874	24.988	34.632	20:26.594
6	2:09.999	36.460	36.438	24.260	32.841	12:52.600	10	2:15.404	37.785	38.016	24.759	34.844	22:41.998
7	2:10.319	37.013	36.705	24.153	32.448	15:02.919							
8	2:09.927	36.413	36.879	24.166	32.469	17:12.846							
9	2:10.991	36.678	36.895	24.484	32.934	19:23.837							
10	2:13.074	36.998	37.225	25.076	33.775	21:36.911							
3 CARLOS SANZ MOSTAJO													
AUTOMÓVIL CLUB ZARAGOZA							HYUNDAI COUPÉ						
1	2:23.974	44.461	40.064	24.339	35.110	2:23.974							
2	2:18.033	37.970	38.010	26.489	35.564	4:42.007							
3	2:15.689	37.715	38.455	24.549	34.970	6:57.696							
4	2:15.970	37.695	39.267	24.317	34.691	9:13.666							
5	2:15.039	38.732	37.457	23.903	34.947	11:28.705							
6	2:16.544	38.169	38.981	24.472	34.922	13:45.249							
7	2:18.286	38.971	38.408	24.607	36.300	16:03.535							
8	2:18.915	37.659	39.856	25.293	36.107	18:22.450							
9	2:19.737	38.114	39.693	25.688	36.242	20:42.187							
10	2:21.532	40.010	39.187	26.829	35.506	23:03.719							
5 GABRIEL OMAR ALONSO SAVARINC													
AUTOMÓVIL CLUB ZARAGOZA							RENAULT CLIO CUP IV						
1	2:34.175	48.663	40.903	27.445	37.164	2:34.175							
2	2:25.892	41.927	40.535	27.171	36.259	5:00.067							
3	2:22.931	40.251	40.168	26.393	36.119	7:22.998							
4	2:21.114	39.564	39.801	25.900	35.849	9:44.112							
5	2:19.783	38.923	39.268	25.626	35.966	12:03.895							
6	2:18.386	38.643	38.873	25.325	35.545	14:22.281							
7	2:17.229	38.547	38.591	24.649	35.442	16:39.510							
8	2:18.421	38.939	38.083	25.600	35.799	18:57.931							
9	2:19.340	39.094	39.301	25.212	35.733	21:17.271							
6 SYLVAIN SOLER													
R. A. C. CIRCUITO GUADALOPE							CITROËN SAXO 8V						
1	2:40.407	49.844	43.511	27.412	39.640	2:40.407							
2	2:34.879	42.926	43.020	28.458	40.475	5:15.286							
3	2:32.476	42.519	42.894	27.984	39.079	7:47.762							
4	2:32.554	43.172			39.303	10:20.316							
5	2:32.700	42.233			39.851	12:53.016							
6	2:32.910	42.585			39.298	15:25.926							
7	2:33.579	42.754			39.764	17:59.505							
8	2:33.609	42.571			39.684	20:33.114							
9	2:33.151	42.580			39.652	23:06.265							
8 IVÁN SEGURA SÁBADO													
R. A. C. CIRCUITO GUADALOPE							VOLKSWAGEN GOLF GTI						
1	2:21.592	41.912	39.382	25.042	35.256	2:21.592							
2	2:17.099	39.107	38.150	24.985	34.857	4:38.691							
3	2:15.854	37.787	37.954	25.319	34.794	6:54.545							
4	2:15.225	37.600	37.855	24.793	34.977	9:09.770							
9 BITTOR URANGA BUENETXEA													
R. A. C. CIRCUITO GUADALOPE							CITROËN SAXO 8V						
1	2:54.611	56.377	46.434	30.358	41.442	2:54.611							
2	2:52.326	46.207	52.864	30.148	43.107	5:46.937							
3	2:47.974	46.070	45.936	31.108	44.860	8:34.911							
4	2:46.436	47.543	46.192	30.695	42.006	11:21.347							
5	2:49.309	48.524	44.890	31.630	44.265	14:10.656							
6	2:46.391	45.892	46.576	30.263	43.660	16:57.047							
7	2:47.099	47.170	46.262	31.786	41.881	19:44.146							
8	2:43.573	46.697	45.227	30.036	41.613	22:27.719							
12 EDUARDO QUEROL LAHOZ													
R. A. C. CIRCUITO GUADALOPE							VOLKSWAGEN LUPO GTI						
1	2:40.810	50.103	43.555	27.689	39.463	2:40.810							
2	2:35.441	44.399	42.865	27.348	40.829	5:16.251							
3	2:31.378	42.448	42.310	27.061	39.559	7:47.629							
4	2:31.104	43.216	42.345	26.766	38.777	10:18.733							
5	2:29.969	41.732	42.328	26.913	38.996	12:48.702							
6	2:32.295	42.293	42.424	28.277	39.301	15:20.997							
7	2:32.127	43.587	42.381	26.954	39.205	17:53.124							
8	2:33.496	41.942	45.011	27.298	39.245	20:26.620							
9	2:32.066	42.928	42.793	26.985	39.360	22:58.686							
13 ROBERTO MORENO CORTÉS													
EFICAR TEAM							HYUNDAI GETZ COPA DIESEL						
1	2:40.972	50.558			39.143	2:40.972							
2	2:33.940	42.786			41.106	5:14.912							
3	2:31.056	41.926			39.457	7:45.968							
4	2:31.177	42.086			39.523	10:17.145							
5	2:30.667	42.129			39.354	12:47.812							
6	2:29.535	41.817			38.842	15:17.347							
7	2:30.525	42.051			38.767	17:47.872							
8	2:32.056	42.246			39.017	20:19.928							
9	2:32.902	42.079			39.850	22:52.830							
14 JOSÉ SÁNCHEZ ROYO													
R. A. C. CIRCUITO GUADALOPE							CITROËN SAXO 8V						
1	2:51.780	55.773	45.738	30.096	40.173	2:51.780							
2	2:35.492	43.111	43.732	28.640	40.009	5:27.272							
3	2:48.026	43.885	43.957	28.881	51.303	8:15.298							
4	2:37.661	43.889	44.773	29.346	39.653	10:52.959							
5	2:35.480	43.932	43.524	28.370	39.654	13:28.439							
6	2:35.354	43.873	43.614	28.261	39.606	16:03.793							
7	2:34.527	43.226	43.432	28.109	39.760	18:38.320							
8	2:35.675	43.191	43.565	28.546	40.373	21:13.995							
15 JORGE SÁNCHEZ ROYO													
R. A. C. CIRCUITO GUADALOPE							CITROËN SAXO 8V						
1	2:48.178	54.662			40.167	2:48.178							
2	2:35.829	43.927			40.245	5:24.007							



REGIONAL

Trofeo de velocidad Motorland 2024

Carrera 1

Sector Analysis

— Invalidated Lap ■ Personal Best ■ Session Best B Crossing the pit lane

Lap	Time	Sector 1	Sector 2	Sector 3	Sector 4	Elapsed
3	2:35.797	43.820			40.386	7:59.804
4	2:36.170	44.141			40.218	10:35.974
5	2:37.497	44.652			40.578	13:13.471
6	2:38.445	43.673			40.614	15:51.916
7	2:38.187	45.019			40.357	18:30.103
8	2:36.044	43.621			40.534	21:06.147
9	2:35.969	43.496			40.467	23:42.116

16 **IVÁN PÉREZ SÁNCHEZ**
R. A. C. CIRCUITO GUADALOPE PEUGEOT 207 RC

1	2:19.812	42.204			35.238	2:19.812
2	2:15.372	37.823			34.828	4:35.184
3	2:15.001	38.060	38.309	24.530	34.102	6:50.185
4	2:12.990	37.169			34.264	9:03.175
5	2:12.911	36.983			34.513	11:16.086
6	2:12.721	36.902			34.327	13:28.807
7	2:13.978	37.617			34.227	15:42.785
8	2:16.329	37.626			35.275	17:59.114
9	2:15.663	37.923			34.681	20:14.777
10	2:14.613	38.126			34.339	22:29.390

17 **ARTURO TOMÉ MAGALLÓN**
R. A. C. CIRCUITO GUADALOPE CITROËN SAXO 8V

1	2:49.585	55.532	45.016	29.066	39.971	2:49.585
2	2:37.027	44.326	44.148	28.498	40.055	5:26.612
3	2:40.136	44.200	44.123	30.228	41.585	8:06.748
4	2:37.077	43.890	43.930	29.016	40.241	10:43.825
5	2:38.544	44.991	44.202	29.026	40.325	13:22.369
6	2:36.961	43.605	44.171	28.589	40.596	15:59.330
7	2:36.478	43.649	43.855	28.547	40.427	18:35.808
8	2:37.579	43.496	44.482	28.036	41.565	21:13.387

18 **CARLOS ARCO RAMÍREZ**
R. A. C. CIRCUITO GUADALOPE CITROËN SAXO 8V

1	2:47.159	54.763	44.374	28.172	39.850	2:47.159
2	2:34.427	43.537	43.137	27.971	39.782	5:21.586
3	2:33.675	43.032	43.292	27.591	39.760	7:55.261
4	2:33.460	43.109	42.948	27.641	39.762	10:28.721
5	2:35.523	43.832	43.535	27.813	40.343	13:04.244
6	2:33.882	42.856	43.137	27.710	40.179	15:38.126
7	2:34.524	43.657	43.142	27.968	39.757	18:12.650
8	2:35.070	43.572	43.327	28.233	39.938	20:47.720
9	2:35.959	44.053	43.059	28.496	40.351	23:23.679

20 **JESÚS LAHOZ MARTÍN**
R. A. C. CIRCUITO GUADALOPE ALFA ROMEO GTV 1.750 1^o S.

1	2:44.478	53.064			39.607	2:44.478
2	2:33.476	42.817	42.629	28.481	39.549	5:17.954
3	2:31.426	42.924	42.518	27.645	38.339	7:49.380
4	2:43.362	53.247			39.376	10:32.742
5	2:33.741	43.441			38.833	13:06.483
6	2:31.235	42.932			38.774	15:37.718
7	2:32.813	42.978	42.473	28.093	39.269	18:10.531
8	2:31.697	42.169	42.835	27.953	38.740	20:42.228
9	2:33.942	43.710	43.375	27.930	38.927	23:16.170

21 **EDUARDO ESCOLANO BARRIL**
AUTOMÓVIL CLUB ZARAGOZA BMW 318 IS

1	2:42.987	51.577	44.048	27.659	39.703	2:42.987
2	2:34.482	42.857	43.399	27.879	40.347	5:17.469
3	2:31.398	42.275	42.803	27.225	39.095	7:48.867
4	2:32.303	43.358	43.210	26.880	38.855	10:21.170
5	2:32.478	41.834	43.183	28.007	39.454	12:53.648
6	2:38.137	43.979	46.060	28.696	39.402	15:31.785
7	2:35.303	41.908	45.480	28.648	39.267	18:07.088
8	2:35.007	43.535	44.414	27.507	39.551	20:42.095
9	2:34.897	45.092	43.428	27.387	38.990	23:16.992

22 **PABLO ESCOLANO BARRIL**
AUTOMÓVIL CLUB ZARAGOZA SEAT IBIZA CUPRA

1	2:33.899	47.875			37.501	2:33.899
2	2:26.794	41.252	40.865	26.942	37.735	5:00.693
3	2:26.462	40.854	40.882	26.353	38.373	7:27.155
4	2:26.813	40.828	41.009	26.514	38.462	9:53.968
5	2:29.571	41.954	41.906	27.302	38.409	12:23.539
6	2:31.491	42.237	42.151	28.262	38.841	14:55.030
7	2:34.610	43.498	43.918	27.867	39.327	17:29.640
8	2:34.745	43.422	43.084	28.416	39.823	20:04.385
9	2:35.965	42.973	45.044	28.699	39.249	22:40.350

23 **JOSÉ AYALA OLIVER**
ESCUDERÍA CERRO NEGRO FIAT PUNTO HGT

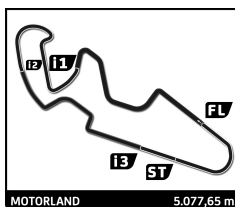
1	2:45.034	53.590			39.352	2:45.034
2	2:33.277	43.257			39.070	5:18.311
3	2:33.382	43.373			39.129	7:51.693
4	2:32.555	43.212			38.794	10:24.248
5	2:34.201	42.582			39.801	12:58.449
6	2:34.484	44.423			39.042	15:32.933
7	2:31.814	41.786			39.196	18:04.747
8	2:31.852	42.344			38.817	20:36.599
9	2:30.540	42.090			39.395	23:07.139

24 **JESÚS MORALES ANGUIA**
ESCUDERÍA CERRO NEGRO RENAULT CLIO CUP II

1	2:32.306	48.270	39.476	27.239	37.321	2:32.306
2	2:22.639	40.633	39.247	26.157	36.602	4:54.945
3	2:22.448	39.848	39.452	26.082	37.066	7:17.393
4	2:21.495	39.800	39.115	25.581	36.999	9:38.888
5	2:21.448	39.607	38.881	25.542	37.418	12:00.336
6	2:19.350	39.519	38.370	25.072	36.389	14:19.686
7	2:19.257	38.855	38.720	24.937	36.745	16:38.943
8	2:18.633	38.979	38.386	25.217	36.051	18:57.576
9	2:19.484	38.868	39.179	24.936	36.501	21:17.060

25 **CARLOS CORTÉS RUBIO**
EFICAR TEAM HYUNDAI GETZ COPA DIESEL

1	2:41.506	51.814	42.481	27.910	39.301	2:41.506
2	2:32.764	42.614	42.848	27.322	39.980	5:14.270
3	2:30.653	41.617	41.788	27.612	39.636	7:44.923
4	2:30.886	41.947	41.752	27.521	39.666	10:15.809
5	2:30.527	42.209	41.778	27.213	39.327	12:46.336
6	2:30.318	41.874	41.768	27.512	39.164	15:16.654



REGIONAL

Trofeo de velocidad Motorland 2024

Carrera 1

Sector Analysis

— Invalidated Lap ■ Personal Best ■ Session Best B Crossing the pit lane

Lap	Time	Sector 1	Sector 2	Sector 3	Sector 4	Elapsed	Lap	Time	Sector 1	Sector 2	Sector 3	Sector 4	Elapsed
7	2:30.589	41.950	41.878	27.381	39.380	17:47.243	2	2:34.471	43.051			39.931	5:20.961
8	2:32.034	41.944	42.102	27.951	40.037	20:19.277	3	2:33.367	42.702			39.681	7:54.328
9	2:32.033	41.756	41.527	28.594	40.156	22:51.310	4	2:33.897	42.971			39.825	10:28.225

27 DANIEL OLIVER PONZ						
R. A. C. CIRCUITO GUADALOPE RENAULT CLIO CUP IV						
1	2:21.905	44.284	38.846	24.808	33.967	2:21.905
2	2:13.624	37.614	37.728	24.207	34.075	4:35.529
3	2:13.787	37.752	37.848	24.087	34.100	6:49.316
4	2:13.137	37.055	37.436	24.315	34.331	9:02.453
5	2:12.949	37.110	37.530	24.086	34.223	11:15.402
6	2:14.401	36.946	38.752	24.246	34.457	13:29.803
7	2:14.335	37.492	37.894	24.355	34.594	15:44.138
8	2:14.840	37.378	37.496	25.370	34.596	17:58.978
9	2:14.742	37.095	38.453	24.216	34.978	20:13.720
10	2:15.266	37.255	38.572	23.914	35.525	22:28.986

28 ETHAN MUNIESA EJARQUE						
R. A. C. CIRCUITO GUADALOPE BMW M3 E36						
1	2:15.703	40.528	37.712	24.091	33.372	2:15.703
2	2:11.455	36.665	37.291	24.041	33.458	4:27.158
3	2:09.907	36.556	36.559	23.571	33.221	6:37.065
4	2:12.621	36.287	36.613	26.038	33.683	8:49.686
5	2:10.171	36.369	36.703	23.639	33.460	10:59.857
6	2:10.960	36.595	37.246	23.627	33.492	13:10.817
7	2:12.148	36.907	37.533	24.251	33.457	15:22.965
8	2:11.928	36.665	37.680	24.031	33.552	17:34.893
9	2:11.610	37.097	36.891	24.137	33.485	19:46.503
10	2:09.997	36.529	36.591	23.473	33.404	21:56.500

29 PABLO HERNÁNDEZ ZAPATA						
FEDER. ANDALUZA AUTOMOVILISM PORSCHE 911 GT3						
1	2:11.164	38.639	36.378	24.079	32.068	2:11.164
2	2:07.199	35.809	36.074	23.326	31.990	4:18.363
3	2:06.478	35.787	36.134	23.464	31.093	6:24.841
4	2:05.050	34.906	35.651	23.108	31.385	8:29.891
5	2:05.745	34.980	35.574	23.600	31.591	10:35.636
6	2:07.400	35.667	36.261	24.169	31.303	12:43.036
7	2:05.797	35.234	35.502	23.679	31.382	14:48.833
8	2:06.780	35.478	35.770	23.781	31.751	16:55.613
9	2:08.417	36.310	36.077	23.928	32.102	19:04.030
10	2:06.857	35.576	35.935	23.693	31.653	21:10.887

37 VÍCTOR CANTÍN PINILLA						
R. A. C. CIRCUITO GUADALOPE CITROËN SAXO 8V						
1	2:49.076	55.162	44.816	28.854	40.244	2:49.076
2	2:37.265	44.029	44.269	28.263	40.704	5:26.341
3	2:37.794	43.912	44.295	28.821	40.766	8:04.135
4	2:39.303	44.959	44.759	28.914	40.671	10:43.438
5	2:39.339	44.954	44.632	29.332	40.421	13:22.777
6	2:37.471	43.755	44.374	28.311	41.031	16:00.248
7	2:40.077	45.536	44.605	29.046	40.890	18:40.325
8	2:36.918	43.874	44.120	28.042	40.882	21:17.243

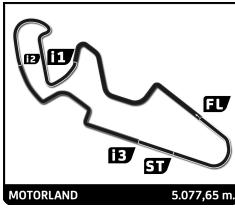
51 ADRIAN JOSA ZAURÍN						
FEDERACIÓN ARAGONESA DE AUT BMW E36 320i						
1	2:46.490	54.059		40.061		2:46.490

53 JAVIER CICUENDEZ GALLEGO						
R. A. C. CIRCUITO GUADALOPE RENAULT CLIO RS III						
1	2:24.855	45.077	39.641	25.093	35.044	2:24.855
2	2:19.589	37.662	38.032	28.611	35.284	4:44.444
3	2:14.096	37.544	37.516	24.131	34.905	6:58.540
4	2:14.821	37.298	38.130	24.191	35.202	9:13.361
5	2:15.241	38.485	37.450	24.007	35.299	11:28.602
6	2:16.459	38.601	38.370	24.351	35.137	13:45.061
7	2:15.020	38.526	37.411	24.025	35.058	16:00.081
8	2:14.470	37.507	37.770	24.176	35.017	18:14.551
9	2:16.446	38.570	37.993	24.650	35.233	20:30.997
10	2:14.801	37.205	37.509	24.511	35.576	22:45.798

58 HÉCTOR PALACIOS VÁZQUEZ						
AUTOMÓVIL CLUB ALICANTE MAZDA MX5						
1	2:22.955	43.970	38.671	24.767	35.547	2:22.955
2	2:30.325	38.445	38.150	37.842	35.888	4:53.280
3	2:19.897	38.522	38.527	26.591	36.257	7:13.177
4	2:19.452	38.307	38.443	26.831	35.871	9:32.629
5	2:17.586	38.351	38.372	25.245	35.618	11:50.215
6	2:16.473	37.850	38.052	24.912	35.659	14:06.688
7	2:18.185	38.547	38.512	25.381	35.745	16:24.873
8	2:18.280	38.560	37.923	25.729	36.068	18:43.153
9	2:19.469	38.641	38.945	25.572	36.311	21:02.622
10	2:18.615	38.961	38.877	25.043	35.734	23:21.237

77 DAVID SÁNCHEZ ANDREU						
R. A. C. CIRCUITO GUADALOPE SEAT LEÓN SUPERCOPA MK2						
1	2:12.573	39.688	36.609	23.857	32.419	2:12.573
2	2:08.793	36.085	36.483	23.996	32.229	4:21.366
3	2:08.488	36.017	36.113	23.848	32.510	6:29.854
4	2:09.388	36.000	36.412	23.993	32.983	8:39.242
5	2:10.411	36.639	36.487	24.336	32.949	10:49.653
6	2:12.313	37.283	37.099	24.377	33.554	13:01.966
7	2:12.205	37.664	36.980	24.429	33.132	15:14.171
8	2:10.239	36.326	36.837	24.169	32.907	17:24.410
9	2:12.469	36.213	37.332	25.398	33.526	19:36.879
10	2:13.845	37.081	37.811	25.870	33.083	21:50.724

88 LUIS LÓPEZ ANÓS						
R. A. C. CIRCUITO GUADALOPE PORSCHE 968 CS						
1	2:29.678	45.811	40.634	27.604	35.629	2:29.678
2	2:20.409	40.897	38.664	26.804	34.044	4:50.087
3	2:16.410	39.045	38.193	25.467	33.705	7:06.497
4	2:16.198	39.031	38.078	25.213	33.876	9:22.695
5	2:17.668	39.527	38.260	25.968	33.913	11:40.363
6	2:16.942	38.708	38.088	26.188	33.958	13:57.305
7	2:16.664	38.917	38.024	25.206	34.517	16:13.969

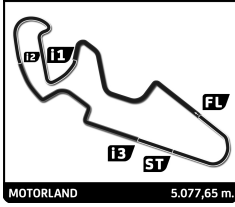


REGIONAL
Trofeo de velocidad Motorland 2024
Carrera 1

Sector Analysis

— Invalidated Lap ■ Personal Best ■ Session Best B Crossing the pit lane

Lap	Time	Sector 1	Sector 2	Sector 3	Sector 4	Elapsed	Lap	Time	Sector 1	Sector 2	Sector 3	Sector 4	Elapsed
8	2:16.828	38.621	38.019	25.717	34.471	18:30.797							
9	2:17.465	38.778	38.629	25.972	34.086	20:48.262							
10	2:24.905	39.755	40.071	26.831	38.248	23:13.167							

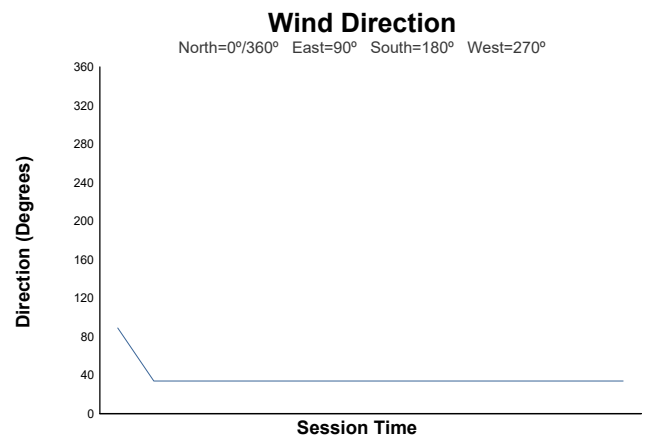
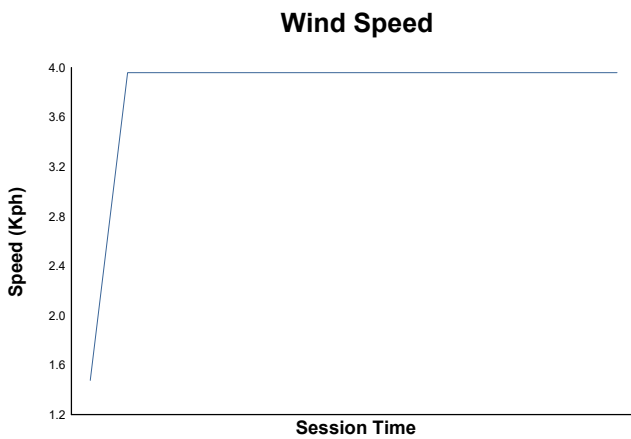
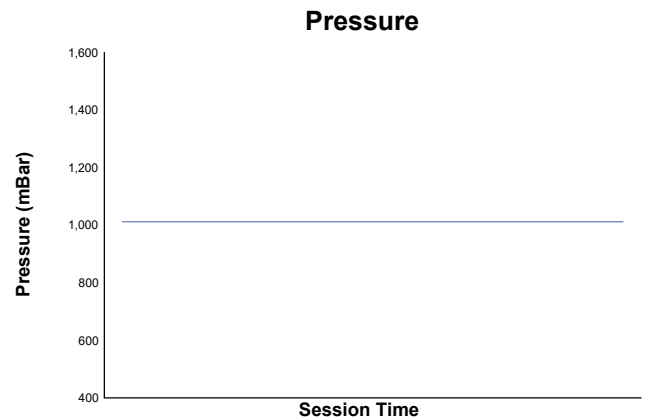
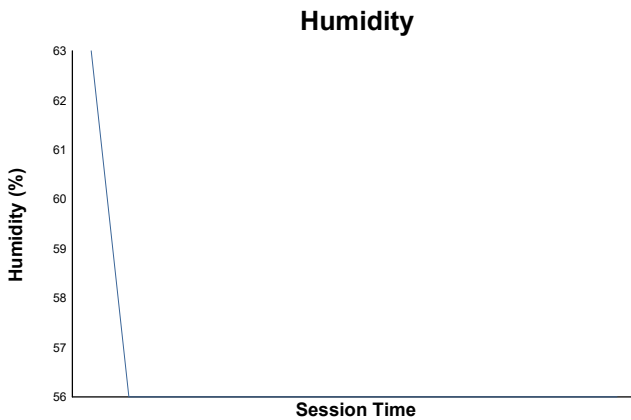
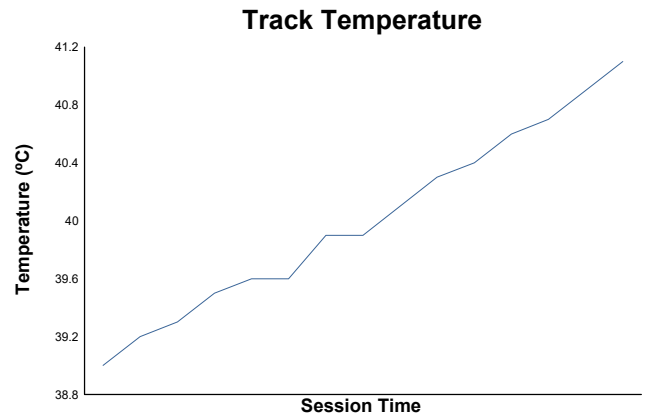
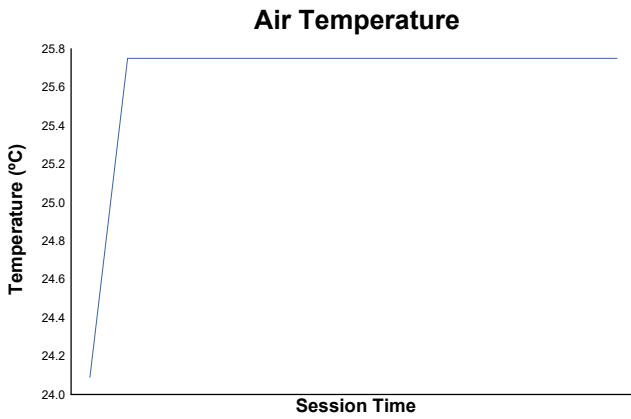


Trofeo de velocidad Motorland 2024

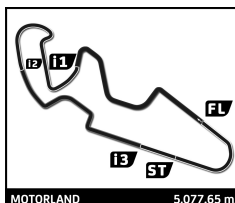
REGIONAL

Carrera 1

Weather Report



Track Status: **DRY**



REGIONAL

Trofeo de velocidad Motorland 2024

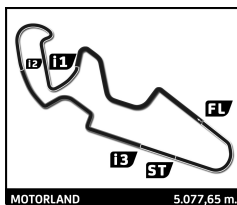
Carrera 2 (10 Laps, 50.8 km. / Max. 30 Minutes)

Final Starting Grid

CAMILO SEBASTIÁ SANCHO	AUTOMÓVIL CLUB VEC	7	- 15 -	77	R. A. C. CIRCUITO GUADALOPE	DAVID SÁNCHEZ ANDREU	
JORGE SÁNCHEZ ROYO	R. A. C. CIRCUITO GUADALOPE	15	- 14 -	37	R. A. C. CIRCUITO GUADALOPE	VÍCTOR CANTÍN PINILLA	2:38.212
2:36.961 JOSÉ SÁNCHEZ ROYO	R. A. C. CIRCUITO GUADALOPE	14	- 13 -	17	R. A. C. CIRCUITO GUADALOPE	ARTURO TOMÉ MAGALLÓN	2:36.769
2:36.101 JESÚS LAHOZ MARTÍN	R. A. C. CIRCUITO GUADALOPE	20	- 12 -	51	FEDERACIÓN ARAGONESA DE AUTOMOVILISMO	RUBEN JOSA ZAURÍN	2:36.078
2:34.981 CESAR CANDELAS RUIZ	R. A. C. CIRCUITO GUADALOPE	12	- 11 -	23	ESCUDERÍA CERRO NEGRO	JOSÉ AYALA OLIVER	2:34.869
2:34.390 CARLOS ARCO RAMÍREZ	R. A. C. CIRCUITO GUADALOPE	18	- 10 -	6	R. A. C. CIRCUITO GUADALOPE	SYLVAIN SOLER	2:34.216
2:34.186 ARKAITZ URANGA ANTIXIA	R. A. C. CIRCUITO GUADALOPE	9	- 9 -	25	EFICAR TEAM	CARLOS CORTÉS RUBIO	2:33.771
2:32.980 PABLO ESCOLANO BARRIL	AUTOMÓVIL CLUB ZARAGOZA	21	- 8 -	13	EFICAR TEAM	ROBERTO MORENO CORTÉS	2:31.261
2:26.041 EDUARDO ESCOLANO BARRIL	AUTOMÓVIL CLUB ZARAGOZA	22	- 7 -	24	ESCUDERÍA CERRO NEGRO	JESÚS MORALES ANGUIA	2:22.715
2:19.119 HÉCTOR PALACIOS VÁZQUEZ	AUTOMÓVIL CLUB ALICANTE	58	- 6 -	53	R. A. C. CIRCUITO GUADALOPE	JAIME LATAPIA LLINÁS	2:16.277
2:14.786 CARLOS SANZ MOSTAJO	AUTOMÓVIL CLUB ZARAGOZA	3	- 5 -	8	R. A. C. CIRCUITO GUADALOPE	IVÁN SEGURA SÁBADO	2:14.668
2:14.309 DANIEL OLIVER PONZ	R. A. C. CIRCUITO GUADALOPE	27	- 4 -	16	R. A. C. CIRCUITO GUADALOPE	IVÁN PÉREZ SÁNCHEZ	2:13.537
2:13.516 JOAQUÍN RODRIGO PÉREZ	AUTOMÓVIL CLUB ZARAGOZA	5	- 3 -	28	R. A. C. CIRCUITO GUADALOPE	ETHAN MUNIESA EJARQUE	2:08.886
2:05.542 ALVARO RODRÍGUEZ SASTRE	R. A. C. CIRCUITO GUADALOPE	88	- 2 -	29	FEDER. ANDALUZA AUTOMOVILISMO	PABLO HERNÁNDEZ ZAPATA	2:05.304
2:04.866 ÁNDER GAMÓN AGUINALDE	R. A. C. CIRCUITO GUADALOPE	1	- 1 -				

Pole

Published at:



REGIONAL

Trofeo de velocidad Motorland 2024

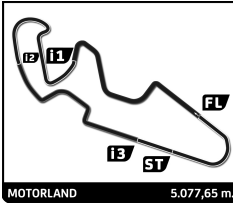
Carrera 2 (10 Laps, 50.8 km. / Max. 30 Minutes)

Final Starting Grid

Stewards:

Timekeeper:

Álvaro Montilla



REGIONAL

Trofeo de velocidad Motorland 2024

Carrera 2 (8 Laps, 40.6 km. / Max. 30 Minutes)

Final Classification

No	Driver	Nat	Team	Car	Cl.	Laps	Total Time	Gap	Kph	Best Lap		
										Lap	Time	Kph
1	29 PABLO HERNÁNDEZ ZAPATA		FEDER. ANDALUZA AUTOMOVILISMO	PORSCHE 911 GT3	5	8	17:11.365	-	141.8	3	2:06.827	144.1
2	1 ÁNDER GAMÓN AGUINAGALDE		R. A. C. CIRCUITO GUADALOPE	SEAT LEÓN MK2	4	8	17:46.324	+34.959	137.1	2	2:10.991	139.5
3	5 JOAQUIN RODRIGO PÉREZ		AUTOMÓVIL CLUB ZARAGOZA	RENAULT CLIO CUP IV	3	8	18:05.463	+54.098	134.7	3	2:14.015	136.4
4	16 IVÁN PÉREZ SÁNCHEZ		R. A. C. CIRCUITO GUADALOPE	PEUGEOT 207 RC	2	8	18:16.526	+1:05.161	133.3	2	2:14.337	136.1
5	8 IVÁN SEGURA SÁBADO		R. A. C. CIRCUITO GUADALOPE	VOLKSWAGEN GOLF GTI	3	8	18:21.071	+1:09.706	132.8	6	2:15.534	134.9
6	27 DANIEL OLIVER PONZ		R. A. C. CIRCUITO GUADALOPE	RENAULT CLIO CUP IV	3	8	18:34.826	+1:23.461	131.2	3	2:13.942	136.5
7	3 CARLOS SANZ MOSTAJO		AUTOMÓVIL CLUB ZARAGOZA	HYUNDAI COUPÉ	2	8	18:42.524	+1:31.159	130.3	4	2:17.905	132.5
8	53 JAIME LATAPIA LLINÁS		R. A. C. CIRCUITO GUADALOPE	RENAULT CLIO RS III	2	8	18:43.373	+1:32.008	130.2	4	2:18.407	132.1
9	58 HÉCTOR PALACIOS VÁZQUEZ		AUTOMÓVIL CLUB ALICANTE	MAZDA MX5	2	8	18:44.202	+1:32.837	130.1	4	2:17.969	132.5
10	24 JESÚS MORALES ANGUITA		ESCUDERIA CERRO NEGRO	RENAULT CLIO CUP II	2	8	18:56.229	+1:44.864	128.7	2	2:19.926	130.6
11	22 EDUARDO ESCOLANO BARRIL		AUTOMÓVIL CLUB ZARAGOZA	SEAT IBIZA CUPRA	2	7	17:27.852	1 Lap	122.1	5	2:27.145	124.2
12	13 ROBERTO MORENO CORTÉS		EFICAR TEAM	HYUNDAI GETZ COPA DIESEL	1	7	17:56.744	1 Lap	118.8	5	2:32.030	120.2
13	9 ARKAITZ URANGA ANTIXIA		R. A. C. CIRCUITO GUADALOPE	CITROËN SAXO 8V	1	7	18:06.527	1 Lap	117.8	2	2:32.205	120.1
14	20 JESÚS LAHOZ MARTÍN		R. A. C. CIRCUITO GUADALOPE	ALFA ROMEO GTV 1.750 1ª S.	2	7	18:22.234	1 Lap	116.1	3	2:32.970	119.5
15	12 CESAR CANDELAS RUIZ		R. A. C. CIRCUITO GUADALOPE	VOLKSWAGEN LUPO GTI	1	7	18:23.568	1 Lap	115.9	6	2:34.258	118.5
16	23 JOSÉ AYALA OLIVER		ESCUDERIA CERRO NEGRO	FIAT PUNTO HGT	2	7	18:24.425	1 Lap	115.8	6	2:34.398	118.4
17	6 SYLVAIN SOLER		R. A. C. CIRCUITO GUADALOPE	CITROËN SAXO 8V	1	7	18:27.503	1 Lap	115.5	2	2:32.618	119.8
18	18 CARLOS ARCO RAMÍREZ		R. A. C. CIRCUITO GUADALOPE	CITROËN SAXO 8V	1	7	18:33.819	1 Lap	114.9	6	2:34.620	118.2
19	15 JORGE SÁNCHEZ ROYO		R. A. C. CIRCUITO GUADALOPE	CITROËN SAXO 8V	1	7	18:36.451	1 Lap	114.6	4	2:36.601	116.7
20	37 VÍCTOR CANTÍN PINILLA		R. A. C. CIRCUITO GUADALOPE	CITROËN SAXO 8V	1	7	18:46.198	1 Lap	113.6	5	2:38.037	115.7
21	17 ARTURO TOMÉ MAGALLÓN		R. A. C. CIRCUITO GUADALOPE	CITROËN SAXO 8V	1	7	18:46.856	1 Lap	113.5	5	2:36.907	116.5
22	14 JOSÉ SÁNCHEZ ROYO		R. A. C. CIRCUITO GUADALOPE	CITROËN SAXO 8V	1	7	18:48.524	1 Lap	113.4	5	2:37.138	116.3
23	25 CARLOS CORTÉS RUBIO		EFICAR TEAM	HYUNDAI GETZ COPA DIESEL	1	7	18:55.226	1 Lap	112.7	5	2:34.618	118.2
24	51 RUBEN JOSA ZAURÍN		FEDERACIÓN ARAGONESA DE AUTOMOVILISMO	BMW E36 320I	2	7	19:14.898	1 Lap	110.8	3	2:36.721	116.6
25	21 PABLO ESCOLANO BARRIL		AUTOMÓVIL CLUB ZARAGOZA	BMW 318 IS	2	5	13:09.012	3 Laps	115.8	5	2:33.865	118.8
26	77 DAVID SÁNCHEZ ANDREU		R. A. C. CIRCUITO GUADALOPE	SEAT LEÓN SUPERCOPA MK2	4	4	10:37.959	4 Laps	114.6	3	2:15.937	134.5
27	7 CAMILO SEBASTIÁ SANCHO		AUTOMÓVIL CLUB VEC	AUTHI MINI LS	1	3	9:12.816	5 Laps	99.2	2	2:56.795	103.4
28	88 ALVARO RODRIGUEZ SASTRE		R. A. C. CIRCUITO GUADALOPE	PORSCHE 968 CS	5	2	4:23.158	6 Laps	138.9	2	2:09.789	140.8

Not Started

28 ETHAN MUNIESA EJARQUE

R. A. C. CIRCUITO GUADALOPE

BMW M3 E36

4

Pole Position:

ÁNDER GAMÓN AGUINAGALDE

2:04.866

146.4 Kph

Fastest Lap:

Lap3

PABLO HERNÁNDEZ ZAPATA

2:06.827

144.1 Kph

CAR 25 - TIME PENALTY OF 10 SECONDS DUE TO INCIDENT WITH CAR 18 (STEWARDS DECISION Nr.8)
CAR 6 - TIME PENALTY OF 20 SECONDS DUE TO INCIDENT WITH CAR 9 (STEWARDS DECISION Nr.9)

Published at:

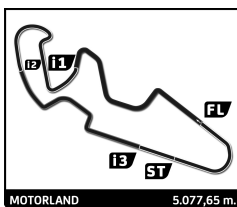
Track Status:

DRY

Stewards:

Timekeeper:

Álvaro Montilla



REGIONAL

Trofeo de velocidad Motorland 2024

Carrera 2 (8 Laps, 40.6 km. / Max. 30 Minutes)

Final Classification by Class

No	Driver	Nat	Team	Car	Laps	Total Time	Gap	Kph	Best Lap			
									Lap	Time	Kph	
5												
1	29 PABLO HERNÁNDEZ ZAPATA		FEDER. ANDALUZA AUTOMOVILISMO	PORSCHE 911 GT3	8	17:11.365		141.8	3	2:06.827	144.1	
2	88 ALVARO RODRÍGUEZ SASTRE		R. A. C. CIRCUITO GUADALOPE	PORSCHE 968 CS	2	4:23.158	6 Laps	138.9	2	2:09.789	140.8	
2												
1	16 IVÁN PÉREZ SÁNCHEZ		R. A. C. CIRCUITO GUADALOPE	PEUGEOT 207 RC	8	18:16.526		133.3	2	2:14.337	136.1	
2	3 CARLOS SANZ MOSTAJO		AUTOMÓVIL CLUB ZARAGOZA	HYUNDAI COUPÉ	8	18:42.524	+25.998	130.3	4	2:17.905	132.5	
3	53 JAIME LATAPIA LLINÁS		R. A. C. CIRCUITO GUADALOPE	RENAULT CLIO RS III	8	18:43.373	+26.847	130.2	4	2:18.407	132.1	
4	58 HÉCTOR PALACIOS VÁZQUEZ		AUTOMÓVIL CLUB ALICANTE	MAZDA MX5	8	18:44.202	+27.676	130.1	4	2:17.969	132.5	
5	24 JESÚS MORALES ANGUITA		ESCUDERÍA CERRO NEGRO	RENAULT CLIO CUP II	8	18:56.229	+39.703	128.7	2	2:19.926	130.6	
6	22 EDUARDO ESCOLANO BARRIL		AUTOMÓVIL CLUB ZARAGOZA	SEAT IBIZA CUPRA	7	17:27.852	1 Lap	122.1	5	2:27.145	124.2	
7	20 JESÚS LAHOZ MARTÍN		R. A. C. CIRCUITO GUADALOPE	ALFA ROMEO GTV 1.750 1 ^o S.	7	18:22.234	1 Lap	116.1	3	2:32.970	119.5	
8	23 JOSÉ AYALA OLIVER		ESCUDERÍA CERRO NEGRO	FIAT PUNTO HGT	7	18:24.425	1 Lap	115.8	6	2:34.398	118.4	
9	51 RUBEN JOSA ZAURÍN		FEDERACIÓN ARAGONESA DE AUTOMOVILISMO	BMW E36 320I	7	19:14.898	1 Lap	110.8	3	2:36.721	116.6	
10	21 PABLO ESCOLANO BARRIL		AUTOMÓVIL CLUB ZARAGOZA	BMW 318 IS	5	13:09.012	3 Laps	115.8	5	2:33.865	118.8	
1												
1	13 ROBERTO MORENO CORTÉS		EFICAR TEAM	HYUNDAI GETZ COPA DIESEL	7	17:56.744		118.8	5	2:32.030	120.2	
2	9 ARKAITZ URANGA ANTXIA		R. A. C. CIRCUITO GUADALOPE	CITROËN SAXO 8V	7	18:06.527	+9.783	117.8	2	2:32.205	120.1	
3	12 CESAR CANDELAS RUIZ		R. A. C. CIRCUITO GUADALOPE	VOLKSWAGEN LUPO GTI	7	18:23.568	+26.824	115.9	6	2:34.258	118.5	
4	6 SYLVAIN SOLER		R. A. C. CIRCUITO GUADALOPE	CITROËN SAXO 8V	7	18:27.503	+30.759	115.5	2	2:32.618	119.8	
5	18 CARLOS ARCO RAMÍREZ		R. A. C. CIRCUITO GUADALOPE	CITROËN SAXO 8V	7	18:33.819	+37.075	114.9	6	2:34.620	118.2	
6	15 JORGE SÁNCHEZ ROYO		R. A. C. CIRCUITO GUADALOPE	CITROËN SAXO 8V	7	18:36.451	+39.707	114.6	4	2:36.601	116.7	
7	37 VÍCTOR CANTÍN PINILLA		R. A. C. CIRCUITO GUADALOPE	CITROËN SAXO 8V	7	18:46.198	+49.454	113.6	5	2:38.037	115.7	
8	17 ARTURO TOMÉ MAGALLÓN		R. A. C. CIRCUITO GUADALOPE	CITROËN SAXO 8V	7	18:46.856	+50.112	113.5	5	2:36.907	116.5	
9	14 JOSÉ SÁNCHEZ ROYO		R. A. C. CIRCUITO GUADALOPE	CITROËN SAXO 8V	7	18:48.524	+51.780	113.4	5	2:37.138	116.3	
10	25 CARLOS CORTÉS RUBIO		EFICAR TEAM	HYUNDAI GETZ COPA DIESEL	7	18:55.226	+58.482	112.7	5	2:34.618	118.2	
11	7 CAMILO SEBASTIÁ SANCHO		AUTOMÓVIL CLUB VEC	AUTHI MINI LS	3	9:12.816	4 Laps	99.2	2	2:56.795	103.4	
3												
1	5 JOAQUIN RODRIGO PÉREZ		AUTOMÓVIL CLUB ZARAGOZA	RENAULT CLIO CUP IV	8	18:05.463		134.7	3	2:14.015	136.4	
2	8 IVÁN SEGURA SÁBADO		R. A. C. CIRCUITO GUADALOPE	VOLKSWAGEN GOLF GTI	8	18:21.071	+15.608	132.8	6	2:15.534	134.9	
3	27 DANIEL OLIVER PONZ		R. A. C. CIRCUITO GUADALOPE	RENAULT CLIO CUP IV	8	18:34.826	+29.363	131.2	3	2:13.942	136.5	
4												
1	1 ÁNDER GAMON AGUINALDE		R. A. C. CIRCUITO GUADALOPE	SEAT LEÓN MK2	8	17:46.324		137.1	2	2:10.991	139.5	
2	77 DAVID SÁNCHEZ ANDREU		R. A. C. CIRCUITO GUADALOPE	SEAT LEÓN SUPERCOPA MK2	4	10:37.959	4 Laps	114.6	3	2:15.937	134.5	
Not Started												
28	ETHAN MUNIESA EJARQUE		R. A. C. CIRCUITO GUADALOPE	BMW M3 E36			8 Laps					

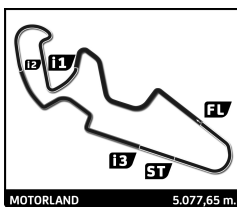
CAR 25 - TIME PENALTY OF 10 SECONDS DUE TO INCIDENT WITH CAR 18 (STEWARDS DECISION Nr.8)
 CAR 6 - TIME PENALTY OF 20 SECONDS DUE TO INCIDENT WITH CAR 9 (STEWARDS DECISION Nr.9)

Track Status: **DRY**

Published at:

Stewards:	Timekeeper: Álvaro Montilla
-----------	--------------------------------





REGIONAL

Trofeo de velocidad Motorland 2024

Carrera 2 (8 Laps, 40.6 km. / Max. 30 Minutes)

Final Classification by Division

No	Driver	Nat	Team	Car	Laps	Total Time	Gap	Kph	Best Lap			
									Lap	Time	Kph	
8V												
1	9 ARKAITZ URANGA ANTIXIA		R. A. C. CIRCUITO GUADALOPE	CITROËN SAXO 8V	7	18:06.527		117.8	2	2:32.205	120.1	
2	6 SYLVAIN SOLER		R. A. C. CIRCUITO GUADALOPE	CITROËN SAXO 8V	7	18:27.503	+20.976	115.5	2	2:32.618	119.8	
3	18 CARLOS ARCO RAMÍREZ		R. A. C. CIRCUITO GUADALOPE	CITROËN SAXO 8V	7	18:33.819	+27.292	114.9	6	2:34.620	118.2	
4	15 JORGE SÁNCHEZ ROYO		R. A. C. CIRCUITO GUADALOPE	CITROËN SAXO 8V	7	18:36.451	+29.924	114.6	4	2:36.601	116.7	
5	37 VÍCTOR CANTÍN PINILLA		R. A. C. CIRCUITO GUADALOPE	CITROËN SAXO 8V	7	18:46.198	+39.671	113.6	5	2:38.037	115.7	
6	17 ARTURO TOMÉ MAGALLÓN		R. A. C. CIRCUITO GUADALOPE	CITROËN SAXO 8V	7	18:46.856	+40.329	113.5	5	2:36.907	116.5	
7	14 JOSÉ SÁNCHEZ ROYO		R. A. C. CIRCUITO GUADALOPE	CITROËN SAXO 8V	7	18:48.524	+41.997	113.4	5	2:37.138	116.3	
Clasicos												
1	22 EDUARDO ESCOLANO BARRIL		AUTOMÓVIL CLUB ZARAGOZA	SEAT IBIZA CUPRA	7	17:27.852		122.1	5	2:27.145	124.2	
2	20 JESÚS LAHOZ MARTÍN		R. A. C. CIRCUITO GUADALOPE	ALFA ROMEO GTV 1.750 1 ^o S.	7	18:22.234	+54.382	116.1	3	2:32.970	119.5	
3	51 RUBEN JOSA ZAURÍN		FEDERACIÓN ARAGONESA DE AUTOMOVILISMO AUTOMÓVIL CLUB ZARAGOZA	BMW E36 320I	7	19:14.898	+1'47.046	110.8	3	2:36.721	116.6	
4	21 PABLO ESCOLANO BARRIL		AUTOMÓVIL CLUB ZARAGOZA	BMW 318 IS	5	13:09.012	2 Laps	115.8	5	2:33.865	118.8	
5	7 CAMILO SEBASTIÁ SANCHO		AUTOMÓVIL CLUB VEC	AUTHI MINI LS	3	9:12.816	4 Laps	99.2	2	2:56.795	103.4	
6	88 ALVARO RODRÍGUEZ SASTRE		R. A. C. CIRCUITO GUADALOPE	PORSCHE 968 CS	2	4:23.158	5 Laps	138.9	2	2:09.789	140.8	
Not Started												
28	ETHAN MUNIESA EJARQUE		R. A. C. CIRCUITO GUADALOPE	BMW M3 E36					7 Laps			

CAR 25 - TIME PENALTY OF 10 SECONDS DUE TO INCIDENT WITH CAR 18 (STEWARDS DECISION Nr.8)
 CAR 6 - TIME PENALTY OF 20 SECONDS DUE TO INCIDENT WITH CAR 9 (STEWARDS DECISION Nr.9)

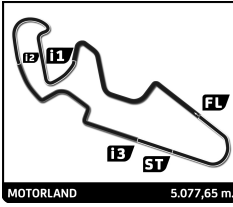
Track Status: **DRY**

Published at:

Stewards:

Timekeeper:

Álvaro Montilla



REGIONAL

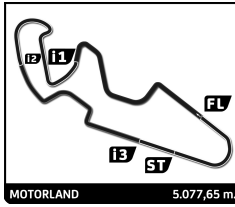
Trofeo de velocidad Motorland 2024

Carrera 2

Lap Chart

No	Pos	Grid	Lap							
			1	2	3	4	5	6	7	8
1	1	1	29	29	29	29	29	29	29	29
29	2	29	1	88	1	1	1	1	1	1
88	3	88	88	1	16	16	5	5	5	5
28	4	28	16	16	5	5	27	16	16	16
5	5	5	5	5	27	27	16	27	8	8
16	6	16	27	27	8	8	8	8	27	27
27	7	27	8	8	3	3	3	3	53	3
8	8	8	3	58	53	53	58	58	3	53
3	9	3	58	3	58	58	53	53	58	58
53	10	53	53	53	24	24	24	24	24	24
58	11	58	24	24	22	22	22	22	22	22
24	12	24	22	22	13	13	13	13	13	13
22	13	22	13	13	6	6	6	9	9	9
13	14	13	6	6	9	9	9	6	6	6
21	15	21	9	9	77	21	21	20	20	20
25	16	25	12	21	21	20	20	23	12	12
9	17	9	77	12	12	12	23	12	23	23
6	18	6	21	23	20	77	12	25	18	18
18	19	18	37	15	23	23	15	18	15	15
23	20	23	15	20	15	15	25	15	25	25
12	21	12	23	37	25	25	18	37	37	37
51	22	51	20	14	37	18	37	17	17	17
20	23	20	14	25	18	37	51	14	14	14
17	24	17	51	18	51	51	17	51	51	51
14	25	14	25	51	14	17	14			
37	26	37	18	77	17	14				
15	27	15	17	17	7					
77	28	77	7	7						
7	29	7								





REGIONAL

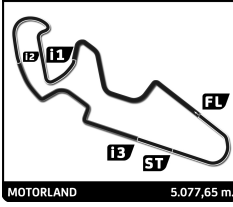
Trofeo de velocidad Motorland 2024

Carrera 2

Best Sector Times

Sector 1		Sector 2		Sector 3		Sector 4		Pos	No	Ideal Lap	Best Lap	
Pos	No Driver	Time	No Driver	Time	No Driver	Time	No Driver	Time	Pos	No	Time	
1	29 P.HERNÁNDEZ ZAPATA	35.744	29 P.HERNÁNDEZ ZAPATA	35.984	29 P.HERNÁNDEZ ZAPATA	23.374	29 P.HERNÁNDEZ ZAPATA	31.666	1	29	2:06.768	2:06.827 (1)
2	88 A.RODRÍGUEZ SASTRE	35.890	88 A.RODRÍGUEZ SASTRE	36.266	27 D.OLIVER PONZ	24.074	88 A.RODRÍGUEZ SASTRE	32.410	2	88	2:08.681	2:09.789 (2)
3	1 Á.GAMÓN AGUINAGALDE	36.409	77 D.SÁNCHEZ ANDREU	36.582	1 Á.GAMÓN AGUINAGALDE	24.099	1 Á.GAMÓN AGUINAGALDE	32.484	3	1	2:09.622	2:10.991 (3)
4	77 D.SÁNCHEZ ANDREU	36.723	1 Á.GAMÓN AGUINAGALDE	36.630	88 A.RODRÍGUEZ SASTRE	24.115	77 D.SÁNCHEZ ANDREU	32.912	4	77	2:10.536	2:15.937 (8)
5	27 D.OLIVER PONZ	37.034	5 J.RODRIGO PÉREZ	37.506	5 J.RODRIGO PÉREZ	24.306	8 I.SEGURA SÁBADO	34.057	5	27	2:12.874	2:13.942 (4)
6	5 J.RODRIGO PÉREZ	37.160	27 D.OLIVER PONZ	37.565	77 D.SÁNCHEZ ANDREU	24.319	27 D.OLIVER PONZ	34.201	6	5	2:13.363	2:14.015 (5)
7	8 I.SEGURA SÁBADO	37.174	8 I.SEGURA SÁBADO	37.856	8 I.SEGURA SÁBADO	24.540	5 J.RODRIGO PÉREZ	34.391	7	8	2:13.627	2:15.534 (7)
8	16 I.PÉREZ SÁNCHEZ	37.548	58 H.PALACIOS VÁZQUEZ	38.171	3 C.SANZ MOSTAJO	24.962	16 I.PÉREZ SÁNCHEZ	34.412	8	58	2:16.849	2:17.969 (10)
9	58 H.PALACIOS VÁZQUEZ	38.114	53 J.LATAPIA LLINÁS	38.530	53 J.LATAPIA LLINÁS	25.018	58 H.PALACIOS VÁZQUEZ	35.072	9	53	2:17.314	2:18.407 (11)
10	53 J.LATAPIA LLINÁS	38.166	3 C.SANZ MOSTAJO	38.620	24 J.MORALES ANGUITA	25.236	53 J.LATAPIA LLINÁS	35.600	10	3	2:17.587	2:17.905 (9)
11	3 C.SANZ MOSTAJO	38.370	24 J.MORALES ANGUITA	39.012	58 H.PALACIOS VÁZQUEZ	25.492	3 C.SANZ MOSTAJO	35.635	11	24	2:19.405	2:19.926 (12)
12	24 J.MORALES ANGUITA	39.002	22 E.ESCOLANO BARRIL	40.945	22 E.ESCOLANO BARRIL	26.727	24 J.MORALES ANGUITA	36.155	12	22	2:26.378	2:27.145 (13)
13	22 E.ESCOLANO BARRIL	40.794	9 A.URANGA ANTIXIA	42.234	21 E.ESCOLANO BARRIL	27.384	22 E.ESCOLANO BARRIL	37.912	13	9	2:31.417	2:32.205 (15)
14	13 R.MORENO CORTÉS	42.182	20 J.LAHOZ MARTÍN	42.619	9 A.URANGA ANTIXIA	27.446	20 J.LAHOZ MARTÍN	39.217	14	20	2:32.249	2:32.970 (17)
15	20 J.LAHOZ MARTÍN	42.194	25 C.CORTÉS RUBIO	42.649	18 C.ARCO RAMÍREZ	27.974	21 P.ESCOLANO BARRIL	39.272	15	21	2:32.805	2:33.865 (18)
16	9 A.URANGA ANTIXIA	42.400	12 C.CANDELAS RUIZ	43.191	12 C.CANDELAS RUIZ	28.160	13 R.MORENO CORTÉS	39.297	16	12	2:33.711	2:34.258 (19)
17	21 P.ESCOLANO BARRIL	42.570	18 C.ARCO RAMÍREZ	43.205	15 J.SÁNCHEZ ROYO	28.162	9 A.URANGA ANTIXIA	39.337	17	25	2:34.273	2:34.618 (21)
18	25 C.CORTÉS RUBIO	42.723	21 P.ESCOLANO BARRIL	43.579	20 J.LAHOZ MARTÍN	28.219	12 C.CANDELAS RUIZ	39.422	18	18	2:34.326	2:34.620 (22)
19	12 C.CANDELAS RUIZ	42.938	15 J.SÁNCHEZ ROYO	43.683	37 V.CANTÍN PINILLA	28.409	23 JAYALA OLIVER	39.467	19	15	2:36.083	2:36.601 (23)
20	18 C.ARCO RAMÍREZ	43.099	14 J.SÁNCHEZ ROYO	43.995	17 A.TOMÉ MAGALLÓN	28.432	18 C.ARCO RAMÍREZ	40.048	20	14	2:36.279	2:37.138 (26)
21	23 JAYALA OLIVER	43.132	17 A.TOMÉ MAGALLÓN	44.039	14 J.SÁNCHEZ ROYO	28.451	14 J.SÁNCHEZ ROYO	40.167	21	17	2:36.374	2:36.907 (25)
22	51 R.JOSA ZAURIN	43.185	37 V.CANTÍN PINILLA	44.305	25 C.CORTÉS RUBIO	28.496	17 A.TOMÉ MAGALLÓN	40.239	22	37	2:37.326	2:38.037 (27)
23	17 A.TOMÉ MAGALLÓN	43.664	7 C.SEBASTIÁ SANCHO	48.313	7 C.SEBASTIÁ SANCHO	31.941	25 C.CORTÉS RUBIO	40.405	23	7	2:54.446	2:56.795 (28)





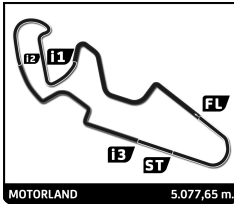
REGIONAL

Trofeo de velocidad Motorland 2024

Carrera 2

Fastest Lap Sequence

Elapsed	No	Driver	Team	Car	Class	Time	Kph	Lap
4:17.311	29	PABLO HERNÁNDEZ ZAPATA	FEDER. ANDALUZA AUTOMOVILISMO	PORSCHE 911 GT3	5	2:07.601	143.2	2
6:24.138	29	PABLO HERNÁNDEZ ZAPATA	FEDER. ANDALUZA AUTOMOVILISMO	PORSCHE 911 GT3	5	2:06.827	144.1	3



REGIONAL

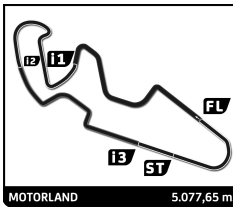
Trofeo de velocidad Motorland 2024

Carrera 2

Analysis by lap

Lapped ■

No	Lap Time	Gap	No	Lap Time	Gap	No	Lap Time	Gap	No	Lap Time	Gap	No	Lap Time	Gap
Lap 1														
29	2:09.710	0.000	77	2:48.314	1:19.109	29	2:10.311		16	2:18.944	56.343			
1	2:12.504	2.794	17	2:39.103	1:19.211	25	2:36.377	1 Lap	18	2:34.620	1 Lap			
88	2:13.369	3.659	7	2:56.795	1:44.232	18	2:36.234	1 Lap	15	2:39.365	1 Lap			
16	2:18.995	9.285	Lap 3											
5	2:20.537	10.827	29	2:06.827		37	2:38.548	1 Lap	8	2:19.026	1:00.157			
27	2:21.370	11.660	1	2:11.693	11.050	51	2:36.906	1 Lap	37	2:39.555	1 Lap			
8	2:22.290	12.580	16	2:14.642	23.836	17	2:39.325	1 Lap	17	2:37.961	1 Lap			
3	2:25.435	15.725	5	2:14.015	25.861	14	2:40.494	1 Lap	14	2:37.529	1 Lap			
58	2:25.566	15.856	27	2:13.942	26.143	1	2:12.402	18.254	27	2:38.116	1:16.182			
53	2:26.123	16.413	8	2:16.542	31.488	5	2:15.140	36.635	53	2:19.046	1:20.874			
24	2:27.492	17.782	3	2:19.226	40.120	27	2:15.211	36.865	3	2:21.725	1:20.970			
22	2:35.421	25.711	8	2:16.542	31.488	16	2:19.053	39.360	58	2:20.830	1:21.188			
13	2:39.527	29.817	3	2:19.226	40.120	8	2:15.960	44.647	24	2:21.792	1:32.641			
6	2:40.103	30.393	53	2:19.436	40.611	3	2:18.728	58.050	51	3:08.650	1 Lap			
9	2:42.607	32.897	58	2:20.469	41.123	58	2:18.342	58.731	Lap 8					
12	2:47.439	37.729	24	2:21.316	44.596	53	2:19.266	59.581	29	2:09.474				
77	2:48.106	38.396	22	2:27.807	1:08.919	24	2:22.178	1:08.267	22	2:32.240	1 Lap			
21	2:48.127	38.417	13	2:32.395	1:20.285	22	2:27.145	1:44.930	1	2:14.207	34.959			
37	2:50.721	41.011	6	2:33.192	1:21.775	13	2:32.030	2:06.317	13	2:34.146	1 Lap			
15	2:50.750	41.040	9	2:32.686	1:23.360	Lap 6								
23	2:51.027	41.317	77	2:15.937	1:28.219	29	2:09.350		5	2:16.042	54.098			
20	2:51.495	41.785	21	2:37.303	1:36.290	6	2:33.079	1 Lap	9	2:35.028	1 Lap			
14	2:54.313	44.603	12	2:36.876	1:37.313	9	2:32.281	1 Lap	6	2:35.650	1 Lap			
51	2:55.237	45.527	20	2:32.970	1:39.444	21	2:33.865	1 Lap	16	2:18.292	1:05.161			
25	2:56.545	46.835	23	2:36.595	1:39.860	20	2:33.708	1 Lap	8	2:19.023	1:09.706			
18	2:56.994	47.284	15	2:37.812	1:41.813	23	2:35.619	1 Lap	20	2:36.243	1 Lap			
17	2:57.419	47.709	25	2:34.896	1:45.065	12	2:36.872	1 Lap	12	2:34.913	1 Lap			
7	3:04.748	55.038	37	2:39.965	1:46.841	1	2:15.612	24.516	23	2:36.010	1 Lap			
Lap 2														
29	2:07.601		18	2:56.994	47.284	15	2:36.904	1 Lap	18	2:35.473	1 Lap			
88	2:09.789	5.847	17	2:57.419	47.709	25	2:34.618	1 Lap	27	2:16.753	1:23.461			
1	2:10.991	6.184	7	2:39.527	29.817	18	2:35.942	1 Lap	15	2:37.630	1 Lap			
16	2:14.337	16.021	3	2:19.597	27.721	37	2:38.037	1 Lap	3	2:19.663	1:31.159			
5	2:15.447	18.673	53	2:19.190	28.002	51	2:37.939	1 Lap	53	2:20.608	1:32.008			
27	2:14.969	19.028	24	2:19.926	30.107	17	2:36.907	1 Lap	58	2:21.123	1:32.837			
8	2:16.794	21.773	22	2:29.829	47.939	14	2:37.138	1 Lap	25	2:47.633	1 Lap			
58	2:19.226	27.481	13	2:32.501	54.717	5	2:14.208	41.493	37	2:39.079	1 Lap			
3	2:19.597	27.721	6	2:32.618	55.410	16	2:17.089	47.099	17	2:36.943	1 Lap			
53	2:19.190	28.002	9	2:32.205	57.501	27	2:20.251	47.766	14	2:38.021	1 Lap			
24	2:19.926	30.107	21	2:34.998	1:05.814	8	2:15.534	50.831	24	2:21.697	1:44.864			
22	2:29.829	47.939	12	2:37.136	1:07.264	3	2:20.245	1:08.945	51	2:38.578	1 Lap			
13	2:32.501	54.717	23	2:36.376	1:10.092	58	2:20.677	1:10.058						
6	2:32.618	55.410	15	2:37.389	1:10.828	53	2:21.297	1:11.528						
9	2:32.205	57.501	20	2:39.117	1:13.301	24	2:21.632	1:20.549						
21	2:34.998	1:05.814	37	2:40.293	1:13.703	22	2:27.841	2:03.421						
12	2:37.136	1:07.264	14	2:39.731	1:16.733	Lap 7								
23	2:36.376	1:10.092	25	2:37.762	1:16.996	29	2:09.700							
15	2:37.389	1:10.828	18	2:37.789	1:17.472	13	2:33.440	1 Lap						
20	2:39.117	1:13.301	51	2:40.867	1:18.793	9	2:38.697	1 Lap						
37	2:40.293	1:13.703	Lap 4											
14	2:39.731	1:16.733	29	2:08.392		6	2:39.468	1 Lap						
25	2:37.762	1:16.996	1	2:13.505	16.163	1	2:15.410	30.226						
18	2:37.789	1:17.472	16	2:15.174	30.618	20	2:33.595	2:04.647						
7	3:04.748	55.038	5	2:14.337	31.806	12	2:36.074	2:04.995						
Lap 5														
51	2:40.867	1:18.793	27	2:14.214	31.965	77	2:45.602	2:05.429						
			8	2:15.902	38.998	23	2:34.400	2:05.868						
			7	3:11.273	1 Lap	15	2:36.601	2:10.022						
			3	2:17.905	49.633	Lap 5								
			53	2:18.407	50.626	29	2:09.700							
			58	2:17.969	50.700	13	2:33.440	1 Lap						
			24	2:20.196	56.400	9	2:38.697	1 Lap						
			22	2:27.569	1:28.096	6	2:39.468	1 Lap						
			13	2:32.705	1:44.598	1	2:15.410	30.226						
			6	2:33.393	1:46.776	20	2:35.106	1 Lap						
			9	2:33.023	1:47.991	23	2:34.398	1 Lap						
			21	2:34.719	2:02.617	12	2:34.258	1 Lap						
			20	2:33.595	2:04.647	5	2:15.737	47.530						
			12	2:36.074	2:04.995	25	2:37.395	1 Lap						
			77	2:45.602	2:05.429									
			23	2:34.400	2:05.868									
			15	2:36.601	2:10.022									



REGIONAL

Trofeo de velocidad Motorland 2024

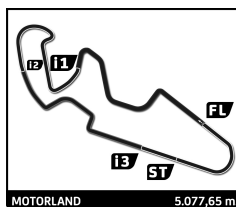
Carrera 2

Sector Analysis

Invalidated Lap Personal Best Session Best Crossing the pit lane

Lap	Time	Sector 1	Sector 2	Sector 3	Sector 4	Elapsed	Lap	Time	Sector 1	Sector 2	Sector 3	Sector 4	Elapsed
1 ÁNDER GAMÓN AGUINALDE R. A. C. CIRCUITO GUADALOPE SEAT LEÓN MK2							6	2:15.534	37.709	38.338	24.750	34.737	13:43.022
1	2:12.504	39.254	36.630	24.099	32.521	2:12.504	7	2:19.026	37.657	39.807	25.546	36.016	16:02.048
2	2:10.991	36.409	37.655	24.443	32.484	4:23.495	8	2:19.023	39.406	38.269	25.484	35.864	18:21.071
3	2:11.693	36.660	37.026	24.661	33.346	6:35.188							
4	2:13.505	37.010	37.485	25.624	33.386	8:48.693							
5	2:12.402	37.393	37.298	24.605	33.106	11:01.095							
6	2:15.612	38.143	38.047	25.653	33.769	13:16.707							
7	2:15.410	37.956	37.699	24.851	34.904	15:32.117							
8	2:14.207	38.106	38.713	24.634	32.754	17:46.324							
3 CARLOS SANZ MOSTAJO AUTOMÓVIL CLUB ZARAGOZA HYUNDAI COUPÉ							9 ARKAITZ URANGA ANTIXIA R. A. C. CIRCUITO GUADALOPE CITROËN SAXO 8V						
1	2:25.435	44.936	39.560	25.304	35.635	2:25.435	1	2:42.607	50.130	43.512	29.149	39.816	2:42.607
2	2:19.597	39.545	38.897	25.285	35.870	4:45.032	2	2:32.205	42.683	42.234	27.917	39.371	5:14.812
3	2:19.226	38.970	38.797	25.449	36.010	7:04.258	3	2:32.686	42.519	42.599	28.075	39.493	7:47.498
4	2:17.905	38.475	38.620	25.165	35.645	9:22.163	4	2:33.023	42.820	42.560	27.446	40.197	10:20.521
5	2:18.728	39.020	38.886	24.962	35.860	11:40.891	5	2:32.281	42.413	42.676	27.855	39.337	12:52.802
6	2:20.245	39.200	39.280	25.932	35.833	14:01.136	6	2:38.697	42.400	48.275	27.923	40.099	15:31.499
7	2:21.725	38.370	41.038	25.658	36.659	16:22.861	7	2:35.028	43.376	43.869	27.963	39.820	18:06.527
8	2:19.663	38.582	39.429	25.014	36.638	18:42.524							
5 JOAQUIN RODRIGO PÉREZ AUTOMÓVIL CLUB ZARAGOZA RENAULT CLIO CUP IV							12 CESAR CANDELAS RUIZ R. A. C. CIRCUITO GUADALOPE VOLKSWAGEN LUPO GTI						
1	2:20.537	42.615	38.379	25.152	34.391	2:20.537	1	2:47.439	53.008	44.961	29.397	40.073	2:47.439
2	2:15.447	38.240	37.981	24.306	34.920	4:35.984	2	2:37.136	43.214	43.871	29.511	40.540	5:24.575
3	2:14.015	37.160	37.687	24.767	34.401	6:49.999	3	2:36.876	43.268	43.788	29.558	40.262	8:01.451
4	2:14.337	37.392	37.554	24.313	35.078	9:04.336	4	2:36.074	42.938	43.463	29.015	40.658	10:37.525
5	2:15.140	37.644	38.180	24.649	34.667	11:19.476	5	2:36.872	43.872	44.204	28.628	40.168	13:14.397
6	2:14.208	37.409	37.506	24.559	34.734	13:33.684	6	2:34.258	43.480	43.191	28.160	39.427	15:48.655
7	2:15.737	38.105	38.288	24.942	34.402	15:49.421	7	2:34.913	43.172	43.256	29.063	39.422	18:23.568
8	2:16.042	37.992	38.342	24.767	34.941	18:05.463							
6 SYLVAIN SOLER R. A. C. CIRCUITO GUADALOPE CITROËN SAXO 8V							13 ROBERTO MORENO CORTÉS EFICAR TEAM HYUNDAI GETZ COPA DIESEL						
1	2:40.103					2:40.103	1	2:39.527	49.235			39.297	2:39.527
2	2:32.618					5:12.721	2	2:32.501	42.731			39.457	5:12.028
3	2:33.192					7:45.913	3	2:32.395	42.475			39.391	7:44.423
4	2:33.393					10:19.306	4	2:32.705	42.439			39.854	10:17.128
5	2:33.079					12:52.385	5	2:32.030	42.182			39.398	12:49.158
6	2:39.468					15:31.853	6	2:33.440	43.071			39.744	15:22.598
7	2:35.650					18:07.503	7	2:34.146	44.126			39.320	17:56.744
7 CAMILO SEBASTIÁ SANCHO AUTOMÓVIL CLUB VEC AUTHI MINI LS							14 JOSÉ SÁNCHEZ ROYO R. A. C. CIRCUITO GUADALOPE CITROËN SAXO 8V						
1	3:04.748	59.128	48.313	31.941	45.366	3:04.748	1	2:54.313	55.938	47.869	30.023	40.483	2:54.313
2	2:56.795	48.826	48.324	32.852	46.793	6:01.543	2	2:39.731	44.135	44.622	29.466	41.508	5:34.044
3	3:11.273	50.160	48.408	33.947	58.758	9:12.816	3	2:41.298	46.945	44.088	29.399	40.866	8:15.342
							4	2:40.494	43.916	44.167	31.703	40.708	10:55.836
							5	2:37.138	43.666	43.995	28.824	40.653	13:32.974
							6	2:37.529	44.520	44.391	28.451	40.167	16:10.503
							7	2:38.021	43.758	44.239	29.267	40.757	18:48.524
8 IVÁN SEGURA SÁBADO R. A. C. CIRCUITO GUADALOPE VOLKSWAGEN GOLF GTI							15 JORGE SÁNCHEZ ROYO R. A. C. CIRCUITO GUADALOPE CITROËN SAXO 8V						
1	2:22.290	43.854	39.204	25.175	34.057	2:22.290	1	2:50.750	55.178	45.665	29.427	40.480	2:50.750
2	2:16.794	37.174	39.266	25.079	35.275	4:39.084	2	2:37.389	44.454	43.701	28.192	41.042	5:28.139
3	2:16.542	38.024	38.081	25.292	35.145	6:55.626	3	2:37.812	44.119	44.500	28.513	40.680	8:05.951
4	2:15.902	37.946	37.856	24.689	35.411	9:11.528	4	2:36.601	44.124	43.727	28.173	40.577	10:42.552
5	2:15.960	37.939	38.248	24.540	35.233	11:27.488	5	2:36.904	43.758	43.683	28.162	41.301	13:19.456
							6	2:39.365	45.110	44.252	28.909	41.094	15:58.821
							7	2:37.630	44.629	43.732	28.383	40.886	18:36.451
16 IVÁN PÉREZ SÁNCHEZ R. A. C. CIRCUITO GUADALOPE PEUGEOT 207 RC							1	2:18.995	42.085			34.412	2:18.995





REGIONAL

Trofeo de velocidad Motorland 2024

Carrera 2

Sector Analysis

— Invalidated Lap ■ Personal Best ■ Session Best B Crossing the pit lane

Lap	Time	Sector 1	Sector 2	Sector 3	Sector 4	Elapsed	Lap	Time	Sector 1	Sector 2	Sector 3	Sector 4	Elapsed
-----	------	----------	----------	----------	----------	---------	-----	------	----------	----------	----------	----------	---------

2	2:14.337	37.788			34.481	4:33.332
3	2:14.642	37.626			34.744	6:47.974
4	2:15.174	37.548			35.289	9:03.148
5	2:19.053	37.964			36.371	11:22.201
6	2:17.089	38.192			35.112	13:39.290
7	2:18.944	39.016			35.774	15:58.234
8	2:18.292	38.098			35.137	18:16.526

17 **ARTURO TOMÉ MAGALLÓN**
R. A. C. CIRCUITO GUADALOPE CITROËN SAXO 8V

1	2:57.419	57.194	47.817	30.879	41.529	2:57.419
2	2:39.103	44.896	44.406	29.126	40.675	5:36.522
3	2:39.198	44.952	44.535	29.091	40.620	8:15.720
4	2:39.325	44.004	44.480	30.318	40.523	10:55.045
5	2:36.907	43.664	44.039	28.582	40.622	13:31.952
6	2:37.961	44.600	44.250	28.432	40.679	16:09.913
7	2:36.943	43.772	44.211	28.721	40.239	18:46.856

18 **CARLOS ARCO RAMÍREZ**
R. A. C. CIRCUITO GUADALOPE CITROËN SAXO 8V

1	2:56.994	52.367	54.938	28.925	40.764	2:56.994
2	2:37.789	44.655	43.811	28.942	40.381	5:34.783
3	2:36.767	44.593	43.349	28.557	40.268	8:11.550
4	2:36.234	43.537	44.436	28.213	40.048	10:47.784
5	2:35.942	43.299	43.353	28.992	40.298	13:23.726
6	2:34.620	43.099	43.448	27.974	40.099	15:58.346
7	2:35.473	44.073	43.205	27.993	40.202	18:33.819

20 **JESÚS LAHOZ MARTÍN**
R. A. C. CIRCUITO GUADALOPE ALFA ROMEO GTV 1.750 1ª S.

1	2:51.495	56.340	47.144	28.219	39.792	2:51.495
2	2:39.117	45.385	43.869	29.357	40.506	5:30.612
3	2:32.970	42.719	42.619	28.415	39.217	8:03.582
4	2:33.595	42.194			39.497	10:37.177
5	2:33.708	42.888			39.361	13:10.885
6	2:35.106	42.989			39.731	15:45.991
7	2:36.243	43.319	43.153	29.481	40.290	18:22.234

21 **PABLO ESCOLANO BARRIL**
AUTOMÓVIL CLUB ZARAGOZA BMW 318 IS

1	2:48.127	54.019	45.952	28.437	39.719	2:48.127
2	2:34.998	42.893	43.756	28.214	40.135	5:23.125
3	2:37.303	43.712	43.660	29.594	40.337	8:00.428
4	2:34.719	42.570	43.923	28.726	39.500	10:35.147
5	2:33.865	43.630	43.579	27.384	39.272	13:09.012

22 **EDUARDO ESCOLANO BARRIL**
AUTOMÓVIL CLUB ZARAGOZA SEAT IBIZA CUPRA

1	2:35.421	48.033			38.598	2:35.421
2	2:29.829	41.535			38.864	5:05.250
3	2:27.807	40.928			38.394	7:33.057
4	2:27.569	40.979			38.297	10:00.626
5	2:27.145	41.392	41.114	26.727	37.912	12:27.771
6	2:27.841	40.794	40.945	27.302	38.800	14:55.612
7	2:32.240	41.152	44.433	27.829	38.826	17:27.852

23 **JOSÉ AYALA OLIVER**
ESCUDERÍA CERRO NEGRO FIAT PUNTO HGT

1	2:51.027	54.547			40.244	2:51.027
2	2:36.376	45.316			39.760	5:27.403
3	2:36.595	43.443			40.784	8:03.998
4	2:34.400	43.132			40.066	10:38.398
5	2:35.619	43.309			40.302	13:14.017
6	2:34.398	43.480			39.875	15:48.415
7	2:36.010	43.189			39.467	18:24.425

24 **JESÚS MORALES ANGUITA**
ESCUDERÍA CERRO NEGRO RENAULT CLIO CUP II

1	2:27.492	46.386	39.178	25.773	36.155	2:27.492
2	2:19.926	39.002	39.012	25.550	36.362	4:47.418
3	2:21.316	39.533	39.112	26.169	36.502	7:08.734
4	2:20.196	39.038	39.072	25.595	36.491	9:28.930
5	2:22.178	40.448	39.247	25.574	36.909	11:51.108
6	2:21.632	40.197	39.185	25.498	36.752	14:12.740
7	2:21.792	39.363	40.153	25.797	36.479	16:34.532
8	2:21.697	39.451	40.537	25.236	36.473	18:56.229

25 **CARLOS CORTÉS RUBIO**
EFICAR TEAM HYUNDAI GETZ COPA DIESEL

1	2:56.545	52.456	51.043	31.836	41.210	2:56.545
2	2:37.762	43.742	44.308	28.913	40.799	5:34.307
3	2:34.896	43.341	42.654	28.496	40.405	8:09.203
4	2:36.377	43.176	42.649	29.157	41.395	10:45.580
5	2:34.618	42.723	42.893	28.538	40.464	13:20.198
6	2:37.395	42.893	43.814	29.311	41.377	15:57.593
7	2:47.633	48.752	45.462	30.701	42.718	18:45.226

27 **DANIEL OLIVER PONZ**
R. A. C. CIRCUITO GUADALOPE RENAULT CLIO CUP IV

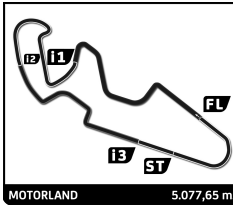
1	2:21.370	43.264	38.326	25.401	34.379	2:21.370
2	2:14.969	37.530	38.244	24.264	34.931	4:36.339
3	2:13.942	37.373	37.781	24.587	34.201	6:50.281
4	2:14.214	37.788	37.565	24.280	34.581	9:04.495
5	2:15.211	37.866	38.602	24.243	34.500	11:19.706
6	2:20.251 B	37.691	38.500	24.167	39.893	13:39.957
7	2:38.116	59.656	39.559	24.074	34.827	16:18.073
8	2:16.753	37.034	39.114	24.980	35.625	18:34.826

29 **PABLO HERNÁNDEZ ZAPATA**
FEDER. ANDALUZA AUTOMOVILISN PORSCHE 911 GT3

1	2:09.710	38.376	36.047	23.621	31.666	2:09.710
2	2:07.601	36.130	36.147	23.615	31.709	4:17.311
3	2:06.827	35.744	36.014	23.374	31.695	6:24.138
4	2:08.392	35.935	35.984	24.612	31.861	8:32.530
5	2:10.311	36.434	36.316	25.669	31.892	10:42.841
6	2:09.350	37.010	36.385	24.169	31.786	12:52.191
7	2:09.700	36.971	36.682	24.083	31.964	15:01.891
8	2:09.474	36.503	36.978	24.080	31.913	17:11.365

37 **VÍCTOR CANTÍN PINILLA**
R. A. C. CIRCUITO GUADALOPE CITROËN SAXO 8V

1	2:50.721	55.509	45.648	28.615	40.949	2:50.721
---	----------	--------	--------	--------	--------	----------



REGIONAL

Trofeo de velocidad Motorland 2024

Carrera 2

Sector Analysis

— Invalidated Lap ■ Personal Best ■ Session Best B Crossing the pit lane

Lap	Time	Sector 1	Sector 2	Sector 3	Sector 4	Elapsed	Lap	Time	Sector 1	Sector 2	Sector 3	Sector 4	Elapsed
2	2:40.293	45.115	44.676	28.870	41.632	5:31.014							
3	2:39.965	44.786	44.584	29.335	41.260	8:10.979							
4	2:38.548	43.918	45.256	28.599	40.775	10:49.527							
5	2:38.037	44.315	44.305	28.409	41.008	13:27.564							
6	2:39.555	45.291	44.498	29.072	40.694	16:07.119							
7	2:39.079	44.269	45.135	28.564	41.111	18:46.198							

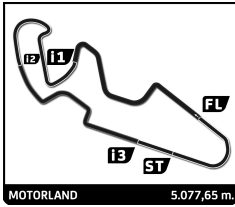
51 RUBEN JOSA ZAURÍN						
FEDERACIÓN ARAGONESA DE AUT			BMW E36 320I			
1	2:55.237	56.664			40.833	2:55.237
2	2:40.867	44.243			40.916	5:36.104
3	2:36.721	44.083			40.478	8:12.825
4	2:36.906	43.185			40.421	10:49.731
5	2:37.939	45.538			40.705	13:27.670
6	3:08.650	1:08.483			42.651	16:36.320
7	2:38.578	43.911			40.881	19:14.898

53 JAIME LATAPIA LLINÁS						
R. A. C. CIRCUITO GUADALOPE			RENAULT CLIO RS III			
1	2:26.123	45.794	39.127	25.319	35.883	2:26.123
2	2:19.190	39.459	38.786	25.247	35.698	4:45.313
3	2:19.436	39.130	38.766	25.510	36.030	7:04.749
4	2:18.407	38.528	38.576	25.428	35.875	9:23.156
5	2:19.266	39.389	38.631	25.601	35.645	11:42.422
6	2:21.297	38.199	38.530	28.968	35.600	14:03.719
7	2:19.046	38.166	39.784	25.018	36.078	16:22.765
8	2:20.608	39.358	39.271	25.568	36.411	18:43.373

58 HÉCTOR PALACIOS VÁZQUEZ						
AUTOMÓVIL CLUB ALICANTE			MAZDA MX5			
1	2:25.566	44.435	38.959	26.176	35.996	2:25.566
2	2:19.226	38.694	38.478	25.793	36.261	4:44.792
3	2:20.469	40.528	38.690	25.919	35.332	7:05.261
4	2:17.969	39.117	38.171	25.599	35.082	9:23.230
5	2:18.342	38.720	38.542	26.008	35.072	11:41.572
6	2:20.677	40.231	38.243	27.011	35.192	14:02.249
7	2:20.830	38.114	39.926	25.769	37.021	16:23.079
8	2:21.123	39.642	40.225	25.492	35.764	18:44.202

77 DAVID SÁNCHEZ ANDREU						
R. A. C. CIRCUITO GUADALOPE			SEAT LEÓN SUPERCOPA MK2			
1	2:48.106B	50.766	43.130	28.510	45.700	2:48.106
2	2:48.314	1:13.756	37.177	24.319	33.062	5:36.420
3	2:15.937	37.732	38.738	26.555	32.912	7:52.357
4	2:45.602B	36.723	36.582	24.783	1:07.514	10:37.959

88 ALVARO RODRÍGUEZ SASTRE						
R. A. C. CIRCUITO GUADALOPE			PORSCHÉ 968 CS			
1	2:13.369	40.213	36.631	24.115	32.410	2:13.369
2	2:09.789	35.890	36.266	24.416	33.217	4:23.158



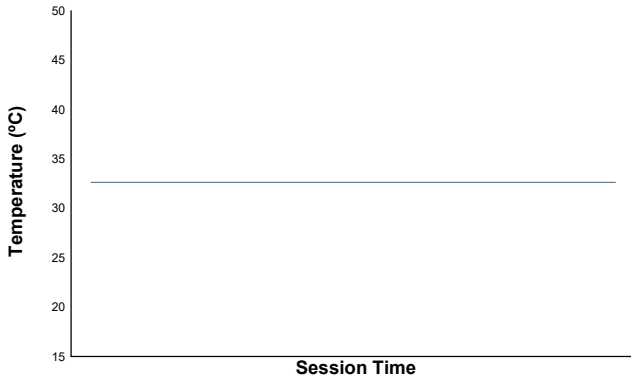
Trofeo de velocidad Motorland 2024

REGIONAL

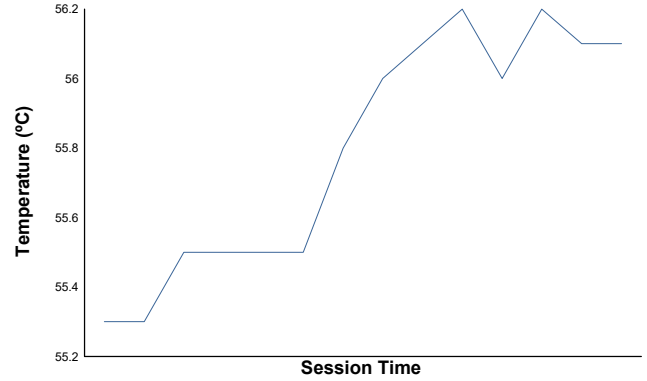
Carrera 2

Weather Report


Air Temperature



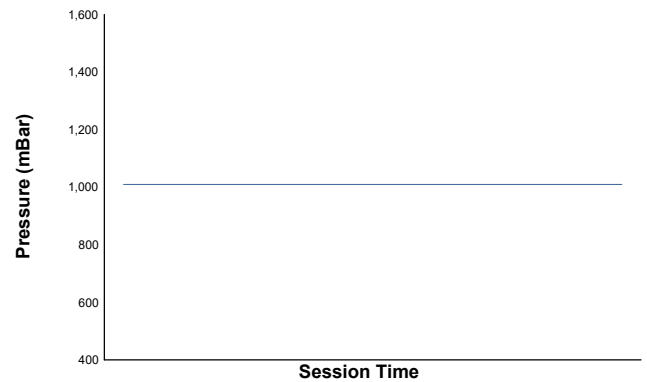
Track Temperature



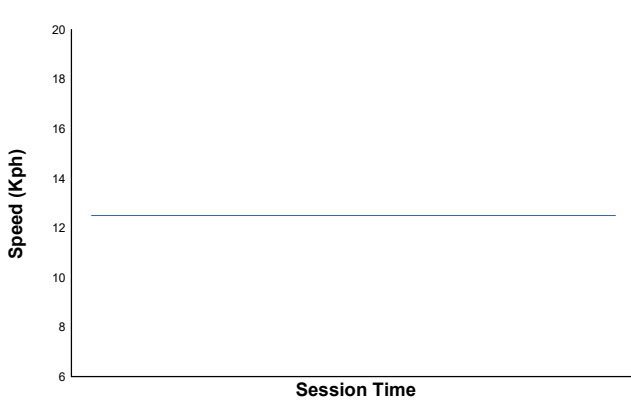
Humidity



Pressure

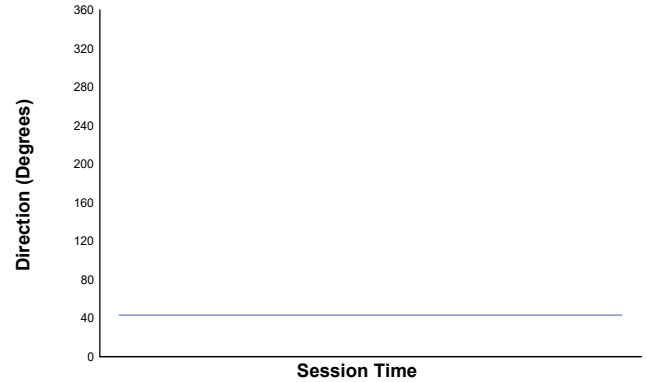


Wind Speed



Wind Direction

North=0°/360° East=90° South=180° West=270°



Track Status: **DRY**

